

# CITY OF PITTSBURG



NOTICE INVITING BIDS, BID PROPOSAL, SAMPLE CONTRACT DOCUMENTS AND  
SPECIAL CONDITIONS

FOR THE CONSTRUCTION OF

PROJECT NO. 2033  
LOVERIDGE ROAD MAINTENANCE PROJECT

IN

PITTSBURG, CALIFORNIA

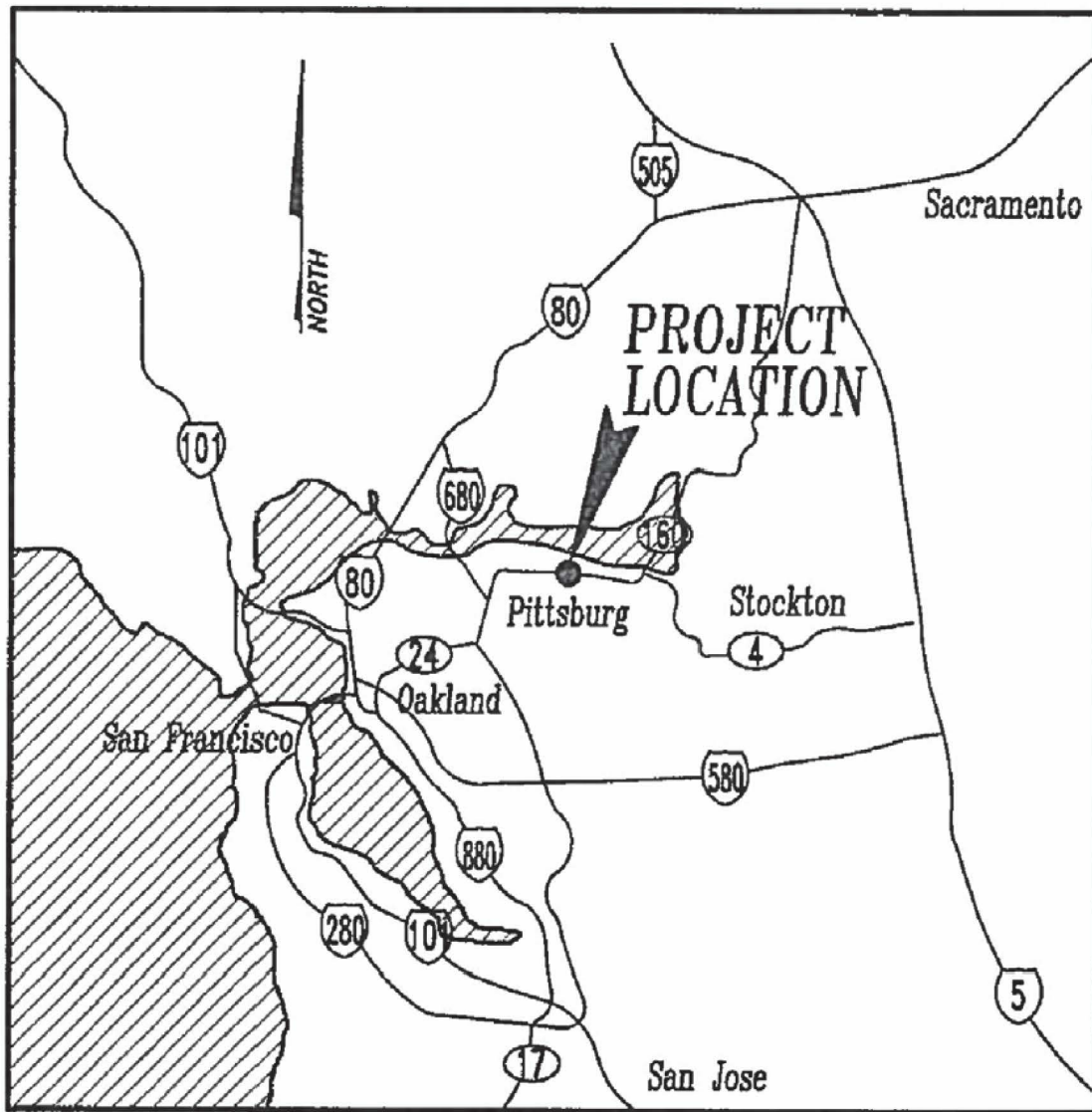
TO BE USED IN CONJUNCTION WITH:

CITY OF PITTSBURG STANDARD PLANS  
AND 2022 CALTRANS STANDARD SPECIFICATIONS

July 2023

---

JOHN SAMUELSON  
CITY ENGINEER



## VICINITY MAP

1" = 20 Miles



MEASURES 3-INCHES ON ORIGINAL



**CITY OF  
PITTSBURG**

NO.	DATE	REVISION	DRAWN BY: AP
			CHECKED BY: AP
			DATE: 3/13/2019
			SCALE: NOTED

VICINITY MAP

## TABLE OF CONTENTS

<b>Notice Inviting Bids</b> .....	<b>1</b>
<b>Instructions to Bidders</b> .....	<b>3</b>
<b>Bid Proposal</b> .....	<b>9</b>
<b>Bid Schedule</b> .....	<b>11</b>
<b>Subcontractor List</b> .....	<b>13</b>
<b>Noncollusion Declaration</b> .....	<b>14</b>
<b>Bid Bond</b> .....	<b>15</b>
<b>Bidder’s Questionnaire</b> .....	<b>17</b>
<b>Contract</b> .....	<b>20</b>
<b>Payment Bond</b> .....	<b>24</b>
<b>Performance Bond</b> .....	<b>26</b>
<b>General Conditions</b> .....	<b>28</b>
<b>Article 1 - Definitions</b> .....	<b>28</b>
Definitions.....	28
<b>Article 2 - Roles and Responsibilities</b> .....	<b>30</b>
2.1 City .....	30
2.2 Contractor.....	31
2.3 Subcontractors .....	33
2.4 Coordination of Work.....	34
2.5 Submittals.....	35
2.6 Shop Drawings .....	35
<b>Article 3 - Contract Documents</b> .....	<b>36</b>
3.1 Interpretation of Contract Documents .....	36
3.2 Order of Precedence .....	37
3.3 Caltrans Standard Specifications .....	37
3.4 For Reference Only .....	38
3.5 Current Versions .....	38
3.6 Conformed Copies .....	38
<b>Article 4 - Bonds, Indemnity, and Insurance</b> .....	<b>38</b>
4.1 Payment and Performance Bonds .....	38
4.2 Indemnity .....	39
4.3 Insurance.....	39
<b>Article 5 - Contract Time</b> .....	<b>41</b>
5.1 Time is of the Essence .....	41
5.2 Schedule Requirements .....	42
5.3 Delay and Extensions of Contract Time.....	43
5.4 Liquidated Damages .....	47
<b>Article 6 - Contract Modification</b> .....	<b>47</b>
6.1 Contract Modification.....	47
6.2 Contractor Change Order Requests .....	48
6.3 Adjustments to Contract Price.....	49
6.4 Unilateral Change Order .....	50
6.5 Non-Compliance Deemed Waiver.....	50
<b>Article 7 - General Construction Provisions</b> .....	<b>50</b>
7.1 Permits, Fees, Business License, and Taxes .....	50
7.2 Temporary Facilities .....	50
7.3 Noninterference and Site Management .....	51
7.4 Signs.....	51
7.5 Project Site and Nearby Property Protections.....	51
7.6 Materials and Equipment.....	53
7.7 Substitutions.....	53
7.8 Testing and Inspection .....	54

7.9	Project Site Conditions and Maintenance .....	55
7.10	Instructions and Manuals .....	56
7.11	As-built Drawings .....	57
7.12	Existing Utilities .....	57
7.13	Notice of Excavation.....	58
7.14	Trenching and Excavations of Four Feet or More.....	58
7.15	Trenching of Five Feet or More .....	58
7.16	New Utility Connections .....	59
7.17	Lines and Grades .....	59
7.18	Historic or Archeological Items.....	59
7.19	Environmental Control.....	59
7.20	Noise Control.....	60
7.21	Mined Materials.....	60
<b>Article 8</b>	<b>- Payment .....</b>	<b>60</b>
8.1	Schedule of Values .....	60
8.2	Progress Payments .....	60
8.3	Adjustment of Payment Application .....	61
8.4	Early Occupancy .....	61
8.5	Retention .....	61
8.6	Payment to Subcontractors and Suppliers.....	62
8.7	Final Payment .....	63
8.8	Release of Claims .....	63
8.9	Warranty of Title .....	63
<b>Article 9</b>	<b>- Labor Provisions .....</b>	<b>63</b>
9.1	Discrimination Prohibited.....	63
9.2	Labor Code Requirements .....	63
9.3	Prevailing Wages .....	64
9.4	Payroll Records .....	64
9.5	Labor Compliance .....	64
<b>Article 10</b>	<b>- Safety Provisions .....</b>	<b>65</b>
10.1	Safety Precautions and Programs .....	65
10.2	Hazardous Materials .....	65
10.3	Material Safety .....	65
10.4	Hazardous Condition.....	66
10.5	Emergencies .....	66
<b>Article 11</b>	<b>- Completion and Warranty Provisions.....</b>	<b>66</b>
11.1	Final Completion .....	66
11.2	Warranty .....	67
11.3	Use Prior to Final Completion .....	68
11.4	Substantial Completion .....	68
<b>Article 12</b>	<b>- Dispute Resolution .....</b>	<b>68</b>
12.1	Claims.....	68
12.2	Claims Submission.....	69
12.3	City's Response .....	71
12.4	Meet and Confer.....	71
12.5	Mediation and Government Code Claims .....	71
12.6	Tort Claims .....	72
12.7	Arbitration .....	72
12.8	Burden of Proof and Limitations.....	72
12.9	Legal Proceedings.....	72
12.10	Other Disputes .....	72
<b>Article 13</b>	<b>- Suspension and Termination.....</b>	<b>73</b>
13.1	Suspension for Cause .....	73
13.2	Suspension for Convenience .....	73
13.3	Termination for Default.....	73
13.4	Termination for Convenience .....	75

13.5	Actions Upon Termination for Default or Convenience.....	75
<b>Article 14 - Miscellaneous Provisions .....</b>		<b>76</b>
14.1	Assignment of Unfair Business Practice Claims .....	76
14.2	Provisions Deemed Inserted .....	76
14.3	Waiver .....	76
14.4	Titles, Headings, and Groupings.....	77
14.5	Statutory and Regulatory References .....	77
14.6	Survival.....	77
<b>Special Conditions .....</b>		<b>78</b>

## **TECHNICAL SPECIFICATIONS**

### **DIVISION 01 – GENERAL REQUIREMENTS**

01 10 00	Summary
01 22 00	Unit Prices
01 23 00	Alternates
01 25 00	Substitution Procedures
01 26 00	Contract Modification Procedures
01 26 13	Requests for Interpretation
01 29 00	Payment Procedures
01 31 00	Project Management and Coordination
01 32 00	Construction Progress Documentation
01 32 16	Construction Progress Schedule
01 33 00	Submittal Procedures
01 41 00	Regulatory Requirements
01 42 00	References
01 42 13	Abbreviations
01 43 00	Quality Assurance
01 45 00	Quality Control
01 50 00	Temporary Facilities and Controls
01 55 26	Temporary Traffic Control
01 56 10	Protection of Property
01 57 23	Storm Water Pollution Prevention Plan
01 60 00	Product Requirements
01 70 00	Execution
01 71 13	Mobilization
01 71 23	Construction Surveying
01 73 29	Cutting and Patching
01 74 19	Construction Waste Management and Disposal
01 77 00	Closeout Requirements
01 78 00	Closeout Submittals

### **DIVISION 02 – EXISTING CONDITIONS**

02 21 13	Survey Monuments
02 41 00	Demolition

### **DIVISION 32 – EXTERIOR IMPROVEMENTS**

32 11 23	Aggregate Base Courses
32 12 16	Asphalt Paving
32 12 17	Asphalt Pavement Rehabilitation
32 13 13	Concrete Surface Improvements
32 17 00	Pavement Delineation

32 17 26 Detectable Warning Surfacing  
34 41 00 Traffic Signals and Lighting

## **APPENDICES**

Appendix A – Resolution 93-8022  
Appendix B – Temporary Traffic Control Plan Checklist  
Appendix C – Contract Plans  
Appendix D – Water Meter Application  
Appendix E – Project Stabilization Agreement

## Notice Inviting Bids

1. **Bid Submission.** City of Pittsburg (“City”) will accept sealed bids for its Loveridge Road Maintenance Project (“Project”), by or before Wednesday, August 2, 2023, at 2:00 p.m., at its City Engineer office, located at 65 Civic Avenue, First Floor, Pittsburg, California, at which time the bids will be publicly opened and read aloud.
2. **Project Information.**
  - 2.1 **Location and Description.** The Project is located at Loveridge Road between E Leland Road and Buchanan Road. The Loveridge Road Maintenance Project is described as follows: the work consists of pavement rehabilitation on Loveridge Road and curb ramp replacement at various locations on Loveridge Road. The work includes but is not limited to base repair, mill and overlay, thermoplastic striping, and all other work necessary for a complete project in accordance with Plans and Specifications.
  - 2.2 **Time for Final Completion.** The Project must be fully completed within 90 calendar days from the start date set forth in the Notice to Proceed. City anticipates that the Work will begin on or about August 28, 2023, but the anticipated start date is provided solely for convenience and is neither certain nor binding.
  - 2.3 **Estimated Cost for Base Bid.** The estimated construction cost is \$1,300,000.
3. **License and Registration Requirements.**
  - 3.1 **License.** This Project requires a valid California contractor’s license for the following classification(s): Class A or C-12.
  - 3.2 **DIR Registration.** City may not accept a Bid Proposal from or enter into the Contract with a bidder, without proof that the bidder is registered with the California Department of Industrial Relations (“DIR”) to perform public work pursuant to Labor Code § 1725.5, subject to limited legal exceptions.
4. **Contract Documents.** The plans, specifications, bid forms and contract documents for the Project, and any addenda thereto (“Contract Documents”) may be downloaded from City’s website located at: <https://www.pittsburgca.gov/business/current-bidding-opportunities>. A printed copy of the Contract Documents are not available.
5. **Bid Security.** The Bid Proposal must be accompanied by bid security of ten percent of the maximum bid amount, in the form of a cashier’s or certified check made payable to City, or a bid bond executed by a surety licensed to do business in the State of California on the Bid Bond form included with the Contract Documents. The bid security must guarantee that within ten days after City issues the Notice of Potential Award, the successful bidder will execute the Contract and submit the payment and performance bonds, insurance certificates and endorsements, and any other submittals required by the Contract Documents and as specified in the Notice of Potential Award.
6. **Prevailing Wage Requirements.**
  - 6.1 **General.** Pursuant to California Labor Code § 1720 et seq., this Project is subject to the prevailing wage requirements applicable to the locality in which the Work is to be performed for each craft, classification or type of worker needed to perform

the Work, including employer payments for health and welfare, pension, vacation, apprenticeship and similar purposes.

- 6.2 Rates.** The prevailing rates are on file with the City and are available online at <http://www.dir.ca.gov/DLSR>. Each Contractor and Subcontractor must pay no less than the specified rates to all workers employed to work on the Project. The schedule of per diem wages is based upon a working day of eight hours. The rate for holiday and overtime work must be at least time and one-half.
- 6.3 Compliance.** The Contract will be subject to compliance monitoring and enforcement by the DIR, under Labor Code § 1771.4.
- 7. Performance and Payment Bonds.** The successful bidder will be required to provide performance and payment bonds, each for 100% of the Contract Price, as further specified in the Contract Documents.
- 8. Substitution of Securities.** Substitution of appropriate securities in lieu of retention amounts from progress payments is permitted under Public Contract Code § 22300.
- 9. Subcontractor List.** Each Subcontractor must be registered with the DIR to perform work on public projects. Each bidder must submit a completed Subcontractor List form with its Bid Proposal, including the name, location of the place of business, California contractor license number, DIR registration number, and percentage of the Work to be performed (based on the base bid price) for each Subcontractor that will perform Work or service or fabricate or install Work for the prime contractor in excess of one-half of 1% of the bid price, using the Subcontractor List form included with the Contract Documents.
- 10. Instructions to Bidders.** All bidders should carefully review the Instructions to Bidders for more detailed information before submitting a Bid Proposal. The definitions provided in Article 1 of the General Conditions apply to all of the Contract Documents, as defined therein, including this Notice Inviting Bids.

By:  \_\_\_\_\_ Date: 7/12/23

John Samuelson, City Engineer

Publication Date: 7/12/23

END OF NOTICE INVITING BIDS



## Instructions to Bidders

Each Bid Proposal submitted to City of Pittsburg ("City") for its Loveridge Road Maintenance Project ("Project") must be submitted in accordance with the following instructions and requirements:

### 1. Bid Submission.

- 1.1 General.** Each Bid Proposal must be completed, using the form provided in the Contract Documents, signed, and submitted to City in a sealed envelope, with all required forms and attachments, by or before the date and time set forth in Section 1 of the Notice Inviting Bids, or as amended by subsequent addendum. Faxed or emailed Bid Proposals will not be accepted, unless otherwise specified. Late submissions will be returned unopened. City reserves the right to postpone the date or time for receiving or opening bids. Each bidder is solely responsible for all of its costs to prepare and submit its bid and by submitting a bid waives any right to recover those costs from City. The bid price(s) must include all costs to perform the Work as specified, including all labor, material, supplies, and equipment and all other direct or indirect costs such as applicable taxes, insurance and overhead.
- 1.2 Bid Envelope.** The sealed envelope containing the Bid Proposal and all required forms and attachments must be clearly labeled and addressed as follows:

**BID PROPOSAL:**

Loveridge Road Maintenance Project  
Project No. 2033

City Clerk  
65 Civic Avenue  
Pittsburg, CA, 94565  
Attn: Alice E. Evenson

The envelope must also be clearly labeled, as follows, with the bidder's name, address, and its registration number with the California Department of Industrial Relations ("DIR") for bidding on public works contracts (Labor Code §§ 1725.5 and 1771.1):

*[Contractor company name]*  
*[street address]*  
*[city, state, zip code]*  
DIR Registration No: \_\_\_\_\_

- 1.3 DIR Registration.** Subject to limited legal exceptions for joint venture bids and federally-funded projects, City may not accept a Bid Proposal from a bidder without proof that the bidder is registered with the DIR to perform public work under Labor Code § 1725.5. If City is unable to confirm that the bidder is currently registered with the DIR, City may disqualify the bidder and return its bid unopened. (Labor Code §§ 1725.5 and 1771.1(a).)
- 2. Bid Proposal Form and Enclosures.** Each Bid Proposal must be completed in ink using the Bid Proposal form included with the Contract Documents. The Bid Proposal form must be fully completed without interlineations, alterations, or erasures. Any necessary corrections must be clear and legible, and must be initialed by the bidder's authorized representative. A Bid Proposal submitted with exceptions or terms such as "negotiable,"

“will negotiate,” or similar, will be considered nonresponsive. Each Bid Proposal must be accompanied by bid security, as set forth in Section 4 below, and by a completed Subcontractor List and Non-Collusion Declaration using the forms included with the Contract Documents, and any other required enclosures, as applicable.

- 3. Authorization and Execution.** Each Bid Proposal must be signed by the bidder’s authorized representative. A Bid Proposal submitted by a partnership must be signed in the partnership name by a general partner with authority to bind the partnership. A Bid Proposal submitted by a corporation must be signed with the legal name of the corporation, followed by the signature and title of two officers of the corporation with full authority to bind the corporation to the terms of the Bid Proposal, under California Corporations Code § 313.
- 4. Bid Security.** Each Bid Proposal must be accompanied by bid security of ten percent of the maximum bid amount, in the form of a cashier’s check or certified check, made payable to the City, or bid bond using the form included in the Contract Documents and executed by a surety licensed to do business in the State of California. The bid security must guarantee that, within ten days after issuance of the Notice of Potential Award, the bidder will: execute and submit the enclosed Contract for the bid price; submit payment and performance bonds for 100% of the maximum Contract Price; and submit the insurance certificates and endorsements and any other submittals, if any, required by the Contract Documents or the Notice of Potential Award. A Bid Proposal may not be withdrawn for a period of 60 days after the bid opening without forfeiture of the bid security, except as authorized for material error under Public Contract Code § 5100 et seq.
- 5. Requests for Information.** Questions or requests for clarifications regarding the Project, the bid procedures, or any of the Contract Documents must be submitted in writing to Savon Reese, Assistant Engineer, at [2021-15bidinfo@pittsburgca.gov](mailto:2021-15bidinfo@pittsburgca.gov). Oral responses are not authorized and are not binding on the City. Bidders should submit any such written inquiries by July 26, 2023 end of day. Questions received any later will not be addressed. An interpretation or clarification by City in response to a written inquiry will be issued in an addendum.
- 6. Pre-Bid Investigation.**

  - 6.1 General.** Each bidder is solely responsible at its sole expense for diligent and thorough review of the Contract Documents, examination of the Project site, and reasonable and prudent inquiry concerning known and potential site and area conditions prior to submitting a Bid Proposal. Each bidder is responsible for knowledge of conditions and requirements which reasonable review and investigation would have disclosed. However, except for any areas that are open to the public at large, bidders may not enter property owned or leased by the City or the Project site without prior written authorization from City.
  - 6.2 Document Review.** Each bidder is responsible for review of the Contract Documents and any informational documents provided “For Reference Only,” e.g., as-builts, technical reports, test data, and the like. A bidder is responsible for notifying City of any errors, omissions, inconsistencies, or conflicts it discovers in the Contract Documents, acting solely in its capacity as a contractor and subject to the limitations of Public Contract Code § 1104. Notification of any such errors, omissions, inconsistencies, or conflicts must be submitted in writing to the City no later than five Working Days before the scheduled bid opening. (See Section 5, above.) City expressly disclaims responsibility for assumptions a bidder might draw from the presence or absence of information provided by City.

- 6.3 Project Site.** Questions regarding the availability of soil test data, water table elevations, and the like should be submitted to the City in writing, as specified in Section 5, above. Any subsurface exploration at the Project site must be done at the bidder's expense, but only with prior written authorization from City. All soil data and analyses available for inspection or provided in the Contract Documents apply only to the test hole locations. Any water table elevation indicated by a soil test report existed on the date the test hole was drilled. The bidder is responsible for determining and allowing for any differing soil or water table conditions during construction. Because groundwater levels may fluctuate, difference(s) in elevation between ground water shown in soil boring logs and ground water actually encountered during Project construction will not be considered changed Project site conditions. Actual locations and depths must be determined by bidder's field investigation. The bidder may request access to underlying or background information on the Project site in City's possession that is necessary for the bidder to form its own conclusions, including, if available, record drawings or other documents indicating the location of subsurface lines, utilities, or other structures.
- 6.4 Utility Company Standards.** The Project must be completed in a manner that satisfies the standards and requirements of any affected utility companies or agencies (collectively, "utility owners"). The successful bidder may be required by the third party utility owners to provide detailed plans prepared by a California registered civil engineer showing the necessary temporary support of the utilities during coordinated construction work. Bidders are directed to contact the affected third party utility owners about their requirements before submitting a Bid Proposal.
- 7. Bidders Interested in More Than One Bid.** No person, firm, or corporation may submit or be a party to more than one Bid Proposal unless alternate bids are specifically called for. However, a person, firm, or corporation that has submitted a subcontract proposal or quote to a bidder may submit subcontract proposals or quotes to other bidders.
- 8. Addenda.** Any addenda issued prior to the bid opening are part of the Contract Documents. Subject to the limitations of Public Contract Code § 4104.5, City reserves the right to issue addenda prior to bid time. Each bidder is solely responsible for ensuring it has received and reviewed all addenda prior to submitting its bid. Bidders should check City's website periodically for any addenda or updates on the Project at: <https://www.pittsburgca.gov/business/current-bidding-opportunities>.
- 9. Brand Designations and "Or Equal" Substitutions.** Any specification designating a material, product, thing, or service by specific brand or trade name, followed by the words "or equal," is intended only to indicate quality and type of item desired, and bidders may request use of any equal material, product, thing, or service. All data substantiating the proposed substitute as an equal item must be submitted with the written request for substitution. A request for substitution must be submitted within 35 days after Notice of Potential Award unless otherwise provided in the Contract Documents. This provision does not apply to materials, products, things, or services that may lawfully be designated by a specific brand or trade name under Public Contract Code § 3400(c).
- 10. Bid Protest.** Any bid protest against another bidder must be submitted in writing and received by City at 65 Civic Avenue, Pittsburg, CA or sent via email at [2021-15bidinfo@pittsburgca.gov](mailto:2021-15bidinfo@pittsburgca.gov) before 5:00 p.m. no later than two Working Days following bid opening ("Bid Protest Deadline") and must comply with the following requirements:
- 10.1 General.** Only a bidder who has actually submitted a Bid Proposal is eligible to submit a bid protest against another bidder. Subcontractors are not eligible to submit bid protests. A bidder may not rely on the bid protest submitted by another

bidder, but must timely pursue its own protest. For purposes of this Section 10, a “Working Day” means a day that City is open for normal business, and excludes weekends and holidays observed by City. Pursuant to Public Contract Code § 4104, inadvertent omission of a Subcontractor’s DIR registration number on the Subcontractor List form is not grounds for a bid protest, provided it is corrected within 24 hours of the bid opening or as otherwise provided under Labor Code § 1771.1(b).

- 10.2 Protest Contents.** The bid protest must contain a complete statement of the basis for the protest and must include all supporting documentation. Material submitted after the Bid Protest Deadline will not be considered. The protest must refer to the *specific* portion or portions of the Contract Documents upon which the protest is based. The protest must include the name, address, email address, and telephone number of the protesting bidder and any person submitting the protest on behalf of or as an authorized representative of the protesting bidder.
  - 10.3 Copy to Protested Bidder.** Upon submission of its bid protest to City, the protesting bidder must also concurrently transmit the protest and all supporting documents to the protested bidder, and to any other bidder who has a reasonable prospect of receiving an award depending upon the outcome of the protest, by email or hand delivery to ensure delivery before the Bid Protest Deadline.
  - 10.4 Response to Protest.** The protested bidder may submit a written response to the protest, provided the response is received by City before 5:00 p.m., within two Working Days after the Bid Protest Deadline or after actual receipt of the bid protest, whichever is sooner (the “Response Deadline”). The response must attach all supporting documentation. Material submitted after the Response Deadline will not be considered. The response must include the name, address, email address, and telephone number of the person responding on behalf of or representing the protested bidder if different from the protested bidder.
  - 10.5 Copy to Protesting Bidder.** Upon submission of its response to the bid protest to the City, the protested bidder must also concurrently transmit by email or hand delivery, by or before the Response Deadline, a copy of its response and all supporting documents to the protesting bidder and to any other bidder who has a reasonable prospect of receiving an award depending upon the outcome of the protest.
  - 10.6 Exclusive Remedy.** The procedure and time limits set forth in this Section are mandatory and are the bidder’s sole and exclusive remedy in the event of a bid protest. A bidder’s failure to comply with these procedures will constitute a waiver of any right to further pursue a bid protest, including filing a Government Code Claim or initiation of legal proceedings.
  - 10.7 Right to Award.** City reserves the right, acting in its sole discretion, to reject any bid protest that it determines lacks merit, to award the Contract to the bidder it has determined to be the responsible bidder submitting the lowest responsive bid, and to issue a Notice to Proceed with the Work notwithstanding any pending or continuing challenge to its determination.
- 11. Reservation of Rights.** City reserves the unfettered right, acting in its sole discretion, to waive or to decline to waive any immaterial bid irregularities; to accept or reject any or all bids; to cancel or reschedule the bid; to postpone or abandon the Project entirely; or to perform all or part of the Work with its own forces. The Contract will be awarded, if at all, within 60 days after opening of bids or as otherwise specified in the Special Conditions, to

the responsible bidder that submitted the lowest responsive bid. Any planned start date for the Project represents the City's expectations at the time the Notice Inviting Bids was first issued. City is not bound to issue a Notice to Proceed by or before such planned start date, and it reserves the right to issue the Notice to Proceed when the City determines, in its sole discretion, the appropriate time for commencing the Work. The City expressly disclaims responsibility for any assumptions a bidder might draw from the presence or absence of information provided by the City in any form. Each bidder is solely responsible for its costs to prepare and submit a bid, including site investigation costs.

12. **Bonds.** Within ten calendar days following City's issuance of the Notice of Potential Award to the apparent low bidder, the bidder must submit payment and performance bonds to City as specified in the Contract Documents using the bond forms included in the Contract Documents. All required bonds must be calculated on the maximum total Contract Price as awarded, including additive alternates, if applicable.
13. **License(s).** The successful bidder and its Subcontractor(s) must possess the California contractor's license(s) in the classification(s) required by law to perform the Work. The successful bidder must also obtain a City business license within Ten (10) days following City's issuance of the Notice of Potential Award. Subcontractors must also obtain a City business license before performing any Work.
14. **Ineligible Subcontractor.** Any Subcontractor who is ineligible to perform work on a public works project under Labor Code §§ 1777.1 or 1777.7 is prohibited from performing work on the Project.
15. **Safety Orders.** If the Project includes construction of a pipeline, sewer, sewage disposal system, boring and jacking pits, or similar trenches or open excavations, which are five feet or deeper, each bid must include a bid item for adequate sheeting, shoring, and bracing, or equivalent method, for the protection of life or limb, which comply with safety orders as required by Labor Code § 6707.
16. **Bid Schedule.** Each bidder must complete the Bid Schedule form with unit prices as indicated, and submit the completed Bid Schedule with its Bid Proposal.
  - 16.1 **Incorrect Totals.** In the event a computational error for any bid item (base bid or alternate) results in an incorrect extended total for that item, the submitted base bid or bid alternate total will be adjusted to reflect the corrected amount as the product of the estimated quantity and the unit cost. In the event of a discrepancy between the actual total of the itemized or unit prices shown on the Bid Schedule for the base bid, and the amount entered as the base bid on the Bid Proposal form, the actual total of the itemized or unit prices shown on the Bid Schedule for the base bid will be deemed the base bid price. Likewise, in the event of a discrepancy between the actual total of the itemized or unit prices shown on the Bid Schedule for any bid alternate, and the amount entered for the alternate on the Bid Proposal form, the actual total of the itemized prices shown on the Bid Schedule for that alternate will be deemed the alternate price. Nothing in this provision is intended to prevent a bidder from requesting to withdraw its bid for material error under Public Contract Code § 5100 et seq.
  - 16.2 **Estimated Quantities.** Unless identified as a "Final Pay Quantity," the quantities shown on the Bid Schedule are estimated and the actual quantities required to perform the Work may be greater or less than the estimated amount. The Contract Price will be adjusted to reflect the actual quantities required for the Work based on the itemized or unit prices provided in the Bid Schedule, with no allowance for anticipated profit for quantities that are deleted or decreased, and no increase in

the unit price, and without regard to the percentage increase or decrease of the estimated quantity and the actual quantity.

- 17. Bidder's Questionnaire.** A completed, signed Bidder's Questionnaire using the form provided with the Contract Documents and including all required attachments must be submitted within 48 hours following a request by City. A bid that does not fully comply with this requirement may be rejected as nonresponsive. A bidder who submits a Bidder's Questionnaire which is subsequently determined to contain false or misleading information, or material omissions, may be disqualified as non-responsible.
- 18. Additive and Deductive Alternates.** As required by Public Contract Code § 20103.8, if this bid solicitation includes additive or deductive items, the method checked below will be used to determine the lowest bid. If no method is checked, subparagraph (A) will be used to determine the lowest bid. City retains the right to add to or deduct from the Contract any of the additive or deductive alternates included in the Bid Proposal.

(A) The lowest bid will be the lowest bid price on the base contract without consideration of the prices on the additive or deductive items.

(B) The lowest bid will be the lowest total of the bid prices on the base contract and those additive or deductive items that were specifically identified in the bid solicitation or Bid Proposal as being used for the purpose of determining the lowest bid price.

(C) The lowest bid will be the lowest total of the bid prices on the base contract and those additive or deductive items taken in order from a specifically identified list of those items that, when in the solicitation, and added to, or subtracted from, the base contract, are less than, or equal to, a funding amount publicly disclosed by City before the first bid is opened.

(D) The lowest bid will be determined in a manner that prevents any information that would identify any of the bidders or the proposed subcontractors or suppliers from being revealed to City before the ranking of all bidders from lowest to highest has been determined.

END OF INSTRUCTIONS TO BIDDERS

**Bid Proposal**

Loveridge Road Maintenance Project

\_\_\_\_\_ (“Bidder”) hereby submits this Bid Proposal to City of Pittsburg (“City”) for the above-referenced project (“Project”) in response to the Notice Inviting Bids and in accordance with the Contract Documents referenced in the Notice.

1. **Base Bid.** Bidder proposes to perform and fully complete the Work for the Project as specified in the Contract Documents, within the time required for full completion of the Work, including all labor, materials, supplies, and equipment and all other direct or indirect costs including, but not limited to, taxes, insurance and all overhead for the following price (“Base Bid”):  
\$ \_\_\_\_\_.

2. **Addenda.** Bidder agrees that it has confirmed receipt of or access to, and reviewed, all addenda issued for this bid. Bidder waives any claims it might have against the City based on its failure to receive, access, or review any addenda for any reason. Bidder specifically acknowledges receipt of the following addenda:

Addendum:	Date Received:	Addendum:	Date Received:
#01	_____	#05	_____
#02	_____	#06	_____
#03	_____	#07	_____
#04	_____	#08	_____

3. **Bidder’s Certifications and Warranties.** By signing and submitting this Bid Proposal, Bidder certifies and warrants the following:

3.1 **Examination of Contract Documents.** Bidder has thoroughly examined the Contract Documents and represents that, to the best of Bidder’s knowledge, there are no errors, omissions, or discrepancies in the Contract Documents, subject to the limitations of Public Contract Code § 1104.

3.2 **Examination of Worksite.** Bidder has had the opportunity to examine the Worksite and local conditions at the Project location.

3.3 **Bidder Responsibility.** Bidder is a responsible bidder, with the necessary ability, capacity, experience, skill, qualifications, workforce, equipment, and resources to perform or cause the Work to be performed in accordance with the Contract Documents and within the Contract Time.

3.4 **Responsibility for Bid.** Bidder has carefully reviewed this Bid Proposal and is solely responsible for any errors or omissions contained in its completed bid. All statements and information provided in this Bid Proposal and enclosures are true and correct to the best of Bidder’s knowledge.

3.5 **Nondiscrimination.** In preparing this bid, the Bidder has not engaged in discrimination against any prospective or present employee or Subcontractor on grounds of race, color, ancestry, national origin, ethnicity, religion, sex, sexual orientation, age, disability, or marital status.

3.6 **Iran Contracting Act.** If the Contract Price exceeds \$1,000,000, Bidder is not identified on a list created under the Iran Contracting Act, Public Contract Code § 2200 et seq. (the “Act”),

as a person engaging in investment activities in Iran, as defined in the Act, or is otherwise expressly exempt under the Act.

4. **Award of Contract.** By signing and submitting this Bid Proposal, Bidder agrees that if Bidder is awarded the Contract for the Project, within ten days following issuance of the Notice of Potential Award to Bidder, Bidder will do all of the following:
- 4.1 **Execute Contract.** Enter into the Contract with City in accordance with the terms of this Bid Proposal, by signing and submitting to City the Contract prepared by City using the form included with the Contract Documents;
- 4.2 **Submit Required Bonds.** Submit to City a payment bond and a performance bond, each for 100% of the Contract Price, using the bond forms provided and in accordance with the requirements of the Contract Documents; and
- 4.3 **Insurance Requirements.** Submit to City the insurance certificate(s) and endorsement(s) as required by the Contract Documents.
5. **Bid Security.** As a guarantee that, if awarded the Contract, Bidder will perform its obligations under Section 4 above, Bidder is enclosing bid security in the amount of ten percent of its maximum bid amount in one of the following forms (check one):

\_\_\_\_\_ A cashier's check or certified check payable to City and issued by  
\_\_\_\_\_ [Bank name] in the amount of  
\$\_\_\_\_\_.

\_\_\_\_\_ A bid bond, using the Bid Bond form included with the Contract Documents, payable to City and executed by a surety licensed to do business in the State of California.

This Bid Proposal is hereby submitted on \_\_\_\_\_, 20\_\_.

s/ \_\_\_\_\_

\_\_\_\_\_  
Name and Title

s/ \_\_\_\_\_  
[See Section 3 of Instructions to Bidders]

\_\_\_\_\_  
Name and Title

\_\_\_\_\_  
Company Name

\_\_\_\_\_  
License #, Expiration Date, and Classification

\_\_\_\_\_  
Address

\_\_\_\_\_  
DIR Registration #

\_\_\_\_\_  
City, State, Zip

\_\_\_\_\_  
Phone

\_\_\_\_\_  
Contact Name

\_\_\_\_\_  
Contact Email

END OF BID PROPOSAL



### Bid Schedule

This Bid Schedule must be completed in ink and included with the sealed Bid Proposal. Pricing must be provided for each Bid Item as indicated. Items marked "(SW)" are Specialty Work that must be performed by a qualified Subcontractor. The lump sum or unit cost for each item must be inclusive of all costs, whether direct or indirect, including profit and overhead. The sum of all amounts entered in the "Extended Total Amount" column must be identical to the Base Bid price entered in Section 1 of the Bid Proposal form.

AL = Allowance      CF = Cubic Feet      SY = Square Yard      EA = Each      LB = Pounds  
 LF = Linear Foot      LS = Lump Sum      SF = Square Feet      TON = Ton (2000 lbs)

BID ITEM NO.	ITEM DESCRIPTION	EST. QTY.	UNIT	UNIT COST	EXTENDED TOTAL AMOUNT
1	Mobilization	1	LS	\$	\$
2	Traffic Control	1	LS	\$	\$
3	Construction Area Signage	8	EA	\$	\$
4	Sediment & Erosion Control	1	LS	\$	\$
5	2" Mill	256,000	SF	\$	\$
6	2" HMA Overlay	3,200	TON	\$	\$
7	Base Repair (Revocable)	12,800	SF	\$	\$
8	Traffic Striping Detail 38	931	LF	\$	\$
9	Thermoplastic 12" White (Limit Lines/Crosswalks)	1,680	LF	\$	\$
10	Thermoplastic 12" Yellow (Limit Lines/Crosswalks)	2,070	LF	\$	\$
11	Traffic Striping Detail 39	5,835	LF	\$	\$
12	Traffic Striping Detail 39A	990	LF	\$	\$
13	Traffic Striping Detail 9	6,013	LF	\$	\$
14	Traffic Striping Detail 22	260	LF	\$	\$
15	Traffic Striping Detail 24	6,750	LF	\$	\$
16	Pavement Markings	393	SF	\$	\$
17	Blue Fire Hydrant Markers	10	EA	\$	\$
18	ADA Curb Ramps	12	EA	\$	\$
19	Traffic Signal Loop Detectors	110	EA	\$	\$
20	Adjust Existing Facilities to Grade	40	EA	\$	\$

\* Final Pay Quantity

TOTAL BASE BID: Items 1 through \_\_\_\_\_ inclusive: \$ \_\_\_\_\_

*Note: The amount entered as the "Total Base Bid" should be identical to the Base Bid amount entered in Section 1 of the Bid Proposal form.*

BIDDER NAME: \_\_\_\_\_

END OF BID SCHEDULE

**Subcontractor List**

For each Subcontractor that will perform a portion of the Work in an amount in excess of one-half of 1% of the Bidder’s total Base Bid,<sup>1</sup> the bidder must list a description of the Work, the name of the Subcontractor, its California contractor license number, the location of its place of business, its DIR registration number, and the portion of the Work that the Subcontractor is performing based on a percentage of the Base Bid price.

DESCRIPTION OF WORK	SUBCONTRACTOR NAME	CALIFORNIA CONTRACTOR LICENSE NO.	LOCATION OF BUSINESS	DIR REG. NO.	PERCENT OF WORK

END OF SUBCONTRACTOR LIST

<sup>1</sup> For street or highway construction, this requirement applies to any subcontract of \$10,000 or more.

**Noncollusion Declaration**

TO BE EXECUTED BY BIDDER AND SUBMITTED WITH BID

The undersigned declares:

I am the \_\_\_\_\_ [title] of \_\_\_\_\_  
[business name], the party making the foregoing bid.

The bid is not made in the interest of, or on behalf of, any undisclosed person, partnership, company, association, organization, or corporation. The bid is genuine and not collusive or sham. The bidder has not directly or indirectly induced or solicited any other bidder to put in a false or sham bid. The bidder has not directly or indirectly colluded, conspired, connived, or agreed with any bidder or anyone else to put in a sham bid, or to refrain from bidding. The bidder has not in any manner, directly or indirectly, sought by agreement, communication, or conference with anyone to fix the bid price of the bidder or any other bidder, or to fix any overhead, profit, or cost element of the bid price, or of that of any other bidder. All statements contained in the bid are true. The bidder has not, directly or indirectly, submitted his or her bid price or any breakdown thereof, or the contents thereof, or divulged information or data relative thereto, to any corporation, partnership, company, association, organization, bid depository, or to any member or agent thereof, to effectuate a collusive or sham bid, and has not paid and will not pay, any person or entity for such purpose.

Any person executing this declaration on behalf of a bidder that is a corporation, partnership, joint venture, limited liability company, limited liability partnership, or any other entity, hereby represents that he or she has full power to execute, and does execute, this declaration on behalf of the bidder.

This declaration is intended to comply with California Public Contract Code § 7106 and Title 23 U.S.C § 112.

I declare under penalty of perjury under the laws of the State of California that the foregoing is true and correct and that this declaration is executed on \_\_\_\_\_ [date], at \_\_\_\_\_ [city], \_\_\_\_\_ [state].

s/ \_\_\_\_\_

\_\_\_\_\_  
Name [print]

END OF NONCOLLUSION DECLARATION

**Bid Bond**

\_\_\_\_\_ (“Bidder”) has submitted a bid, dated \_\_\_\_\_, 20\_\_\_\_ (“Bid”), to City of Pittsburg (“City”) for work on the Loveridge Road Maintenance Project (“Project”). Under this duly executed bid bond (“Bid Bond”), Bidder as Principal and \_\_\_\_\_, its surety (“Surety”), are bound to City as obligee in the penal sum of ten percent of the maximum amount of the Bid (the “Bond Sum”). Bidder and Surety bind themselves and their respective heirs, executors, administrators, successors and assigns, jointly and severally, as follows:

1. **General.** If Bidder is awarded the Contract for the Project, Bidder will enter into the Contract with City in accordance with the terms of the Bid.
2. **Submittals.** Within ten days following issuance of the Notice of Potential Award to Bidder, Bidder must submit to City the following:
  - 2.1 **Contract.** The executed Contract, using the form provided by City in the Project contract documents (“Contract Documents”);
  - 2.2 **Payment Bond.** A payment bond for 100% of the maximum Contract Price, executed by a surety licensed to do business in the State of California using the Payment Bond form included with the Contract Documents;
  - 2.3 **Performance Bond.** A performance bond for 100% of the maximum Contract Price, executed by a surety licensed to do business in the State of California using the Performance Bond form included with the Contract Documents; and
  - 2.4 **Insurance.** The insurance certificate(s) and endorsement(s) required by the Contract Documents, and any other documents required by the Instructions to Bidders or Notice of Potential Award.
3. **Enforcement.** If Bidder fails to execute the Contract and to submit the bonds and insurance certificates as required by the Contract Documents, Surety guarantees that Bidder forfeits the Bond Sum to City. Any notice to Surety may be given in the manner specified in the Contract and delivered or transmitted to Surety as follows:

Attn: \_\_\_\_\_  
Address: \_\_\_\_\_  
City/State/Zip: \_\_\_\_\_  
Phone: \_\_\_\_\_  
Fax: \_\_\_\_\_  
Email: \_\_\_\_\_
4. **Duration and Waiver.** If Bidder fulfills its obligations under Section 2, above, then this obligation will be null and void; otherwise, it will remain in full force and effect for 60 days following the bid opening or until this Bid Bond is returned to Bidder, whichever occurs first. Surety waives the provisions of Civil Code §§ 2819 and 2845.

*[Signatures are on the following page.]*

This Bid Bond is entered into and effective on \_\_\_\_\_, 20\_\_\_\_\_.

**SURETY:**

\_\_\_\_\_  
Business Name

s/ \_\_\_\_\_

\_\_\_\_\_  
Date

\_\_\_\_\_  
Name, Title

(Attach Acknowledgment with Notary Seal and Power of Attorney)

**BIDDER:**

\_\_\_\_\_  
Business Name

s/ \_\_\_\_\_

\_\_\_\_\_  
Date

\_\_\_\_\_  
Name, Title

END OF BID BOND

**Bidder's Questionnaire**

**LOVERIDGE ROAD MAINTENANCE PROJECT**

Within 48 hours following a request by City, a bidder must submit to City a completed, signed Bidder's Questionnaire using this form and all required attachments, including clearly labeled additional sheets as needed. City may request the Questionnaire from one or more of the apparent low bidders following the bid opening, and may use the completed Questionnaire as part of its investigation to evaluate a bidder's qualifications for this Project. The Questionnaire must be filled out completely, accurately, and legibly. Any errors, omissions, or misrepresentations in completion of the Questionnaire may be grounds for rejection of the bid or termination of a Contract awarded pursuant to the bid.

**Part A: General Information**

Bidder Business Name: \_\_\_\_\_ ("Bidder")

Check One:     Corporation (State of incorporation: \_\_\_\_\_)  
                   Partnership  
                   Sole Proprietorship  
                   Joint Venture of: \_\_\_\_\_  
                   Other: \_\_\_\_\_

Main Office Address and Phone: \_\_\_\_\_  
\_\_\_\_\_

Local Office Address and Phone: \_\_\_\_\_  
\_\_\_\_\_

Website address: \_\_\_\_\_

Owner of Business: \_\_\_\_\_

Contact Name and Title: \_\_\_\_\_

Contact Phone and Email: \_\_\_\_\_

Bidder's California Contractor's License Number(s): \_\_\_\_\_

Bidder's DIR Registration Number: \_\_\_\_\_

**Part B: Bidder Experience**

1. How many years has Bidder been in business under its present business name? \_\_\_\_ years

2. Has Bidder completed projects similar in type and size to this Project as a general contractor?  
\_\_\_\_ Yes      \_\_\_\_ No

3. Has Bidder ever been disqualified from a bid on grounds that it is not responsible, or otherwise disqualified or disbarred from bidding under state or federal law?  
\_\_\_\_ Yes      \_\_\_\_ No

If yes, provide additional information on a separate sheet regarding the disqualification or disbarment, including the name and address of the agency or owner of the project, the type and size of the project, the reasons that Bidder was disqualified or disbarred, and the month and year in which the disqualification or disbarment occurred.

4. Has Bidder ever been terminated for cause, alleged default, or legal violation from a construction project, either as a general contractor or as a subcontractor?

\_\_\_\_\_ Yes      \_\_\_\_\_ No

If yes, provide additional information on a separate sheet regarding the termination, including the name and address of the agency or owner of the subject project, the type and size of the project, whether Bidder was under contract as a general contractor or a subcontractor, the reasons that Bidder was terminated, and the month and year in which the termination occurred.

5. Provide information about Bidder's past projects performed as general contractor as follows:

- 5.1 Six most recently completed public works projects within the last three years;
- 5.2 Three largest completed projects within the last three years; and
- 5.3 Any project which is similar to this Project including scope and character of the work.

6. Use separate sheets to provide all of the following information for each project identified in response to the above three categories:

- 6.1 Project name, location, and description;
- 6.2 Owner (name, address, email, and phone number);
- 6.3 Prime contractor, if applicable (name, address, email, and phone number);
- 6.4 Architect or engineer (name, email, and phone number);
- 6.5 Project and/or construction manager (name, email, and phone number);
- 6.6 Scope of work performed (as general or as subcontractor);
- 6.7 Initial contract price and final contract price (including change orders);
- 6.8 Original scheduled completion date and actual date of completion;
- 6.9 Time extensions granted (number of days);
- 6.10 Number and amount of stop notices or mechanic's liens filed;
- 6.11 Amount of any liquidated damages assessed against Bidder; and
- 6.12 Nature and resolution of any project-related claim, lawsuit, mediation, or arbitration involving Bidder.

**Part C: Safety**

1. Provide Bidder's Experience Modification Rate (EMR) for the last three years:

Year	EMR

2. Complete the following, based on information provided in Bidder's CalOSHA Form 300 or Form 300A, Annual Summary of Work-Related Illnesses and Injuries, from the most recent past calendar year:

- 2.1 Number of lost workday cases: \_\_\_\_\_
- 2.2 Number of medical treatment cases: \_\_\_\_\_
- 2.3 Number of deaths: \_\_\_\_\_



3. Has Bidder ever been cited, fined, or prosecuted by any local, state, or federal agency, including OSHA, CalOSHA, or EPA, for violation of any law, regulation, or requirements pertaining to health and safety?

\_\_\_\_\_ Yes \_\_\_\_\_ No

If yes, provide additional information on a separate sheet regarding each such citation, fine, or prosecution, including the name and address of the agency or owner of the project, the type and size of the project, the reasons for and nature of the citation, fine, or prosecution, and the month and year in which the incident giving rise to the citation, fine, or prosecution occurred.

4. Name, title, and email for person responsible for Bidder's safety program:

\_\_\_\_\_  
Name Title Email

**Part D: Verification**

In signing this document, I, the undersigned, declare that I am duly authorized to sign and submit this Bidder's Questionnaire on behalf of the named Bidder, and that all responses and information set forth in this Bidder's Questionnaire and accompanying attachments are, to the best of my knowledge, true, accurate and complete as of the date of submission. **I declare under penalty of perjury under the laws of the State of California that the foregoing is true and correct.**

Signature: \_\_\_\_\_ Date: \_\_\_\_\_

By: \_\_\_\_\_  
Name and Title

END OF BIDDER'S QUESTIONNAIRE

## Contract

This public works contract ("Contract") is entered into by and between City of Pittsburg ("City") and \_\_\_\_\_ ("Contractor"), for work on the Loveridge Road Maintenance Project ("Project").

The parties agree as follows:

1. **Award of Contract.** In response to the Notice Inviting Bids, Contractor has submitted a Bid Proposal to perform the Work to construct the Project. On \_\_\_\_\_, 20\_\_\_\_, City authorized award of this Contract to Contractor for the amount set forth in Section 4, below.
2. **Contract Documents.** The Contract Documents incorporated into this Contract include and are comprised of all of the documents listed below. The definitions provided in Article 1 of the General Conditions apply to all of the Contract Documents, including this Contract.

- 2.1 Notice Inviting Bids;
- 2.2 Instructions to Bidders;
- 2.3 Addenda, if any;
- 2.4 Bid Proposal and attachments thereto;
- 2.5 Contract;
- 2.6 Payment and Performance Bonds;
- 2.7 General Conditions;
- 2.8 Special Conditions;
- 2.9 Project Plans and Specifications;
- 2.10 Change Orders, if any;
- 2.11 Notice of Potential Award;
- 2.12 Notice to Proceed; and
- 2.13 The following:

\_\_\_\_\_. <List additional documents here, if any, including the formal title and document date. If there are no additional documents, write "No other documents" in the space above.>

3. **Contractor's Obligations.** Contractor will perform all of the Work required for the Project, as specified in the Contract Documents. Contractor must provide, furnish, and supply all things necessary and incidental for the timely performance and completion of the Work, including all necessary labor, materials, supplies, tools, equipment, transportation, onsite facilities, and utilities, unless otherwise specified in the Contract Documents. Contractor must use its best efforts to diligently prosecute and complete the Work in a professional and expeditious manner and to meet or exceed the performance standards required by the Contract Documents.
4. **Payment.** As full and complete compensation for Contractor's timely performance and completion of the Work in strict accordance with the terms and conditions of the Contract Documents, City will pay Contractor \$\_\_\_\_\_ ("Contract Price") for all of Contractor's direct and indirect costs to perform the Work, including all labor, materials, supplies, equipment, taxes, insurance, bonds and all overhead costs, in accordance with the payment provisions in the General Conditions.
5. **Time for Completion.** Contractor will fully complete the Work for the Project, meeting all requirements for Final Completion, within 60 calendar days from the commencement date given in the Notice to Proceed ("Contract Time"). By signing below, Contractor expressly waives any claim for delayed early completion.

- 6. Liquidated Damages.** As further specified in Section 5.4 of the General Conditions, if Contractor fails to complete the Work within the Contract Time, City will assess liquidated damages in the amount of \$1,900 per day for each day of unexcused delay in achieving Final Completion, and such liquidated damages may be deducted from City's payments due or to become due to Contractor under this Contract.
- 7. Labor Code Compliance.**
- 7.1 General.** This Contract is subject to all applicable requirements of Chapter 1 of Part 7 of Division 2 of the Labor Code, including requirements pertaining to wages, working hours and workers' compensation insurance, as further specified in Article 9 of the General Conditions.
- 7.2 Prevailing Wages.** This Project is subject to the prevailing wage requirements applicable to the locality in which the Work is to be performed for each craft, classification or type of worker needed to perform the Work, including employer payments for health and welfare, pension, vacation, apprenticeship and similar purposes. Copies of these prevailing rates are available online at <http://www.dir.ca.gov/DLSR>.
- 7.3 DIR Registration.** City may not enter into the Contract with a bidder without proof that the bidder and its Subcontractors are registered with the California Department of Industrial Relations to perform public work pursuant to Labor Code § 1725.5, subject to limited legal exceptions.
- 8. Workers' Compensation Certification.** Pursuant to Labor Code § 1861, by signing this Contract, Contractor certifies as follows: "I am aware of the provisions of Labor Code § 3700 which require every employer to be insured against liability for workers' compensation or to undertake self-insurance in accordance with the provisions of that code, and I will comply with such provisions before commencing the performance of the Work on this Contract."
- 9. Conflicts of Interest.** Contractor, its employees, Subcontractors and agents, may not have, maintain or acquire a conflict of interest in relation to this Contract in violation of any City ordinance or requirement, or in violation of any California law, including Government Code § 1090 et seq., or the Political Reform Act, as set forth in Government Code § 81000 et seq. and its accompanying regulations. Any violation of this Section constitutes a material breach of the Contract.
- 10. Independent Contractor.** Contractor is an independent contractor under this Contract and will have control of the Work and the means and methods by which it is performed. Contractor and its Subcontractors are not employees of City and are not entitled to participate in any health, retirement, or any other employee benefits from City.
- 11. Notice.** Any notice, billing, or payment required by or pursuant to the Contract Documents must be made in writing, signed, dated and sent to the other party by personal delivery, U.S. Mail, a reliable overnight delivery service, or by email as a PDF file. Notice is deemed effective upon delivery, except that service by U.S. Mail is deemed effective on the second working day after deposit for delivery. Notice for each party must be given as follows:

**City:**

Public Works Department/Engineering Division  
65 Civic Avenue

Pittsburg, CA, 94565  
(925) 252-6943  
Attn: Savon Reese, Assistant Engineer  
[sreese@pittsburgca.gov](mailto:sreese@pittsburgca.gov)

Copy to: Dayne Johnson, Assistant City Engineer  
[Dbjohnson@pittsburgca.gov](mailto:Dbjohnson@pittsburgca.gov)

**Contractor:**

Name: \_\_\_\_\_  
Address: \_\_\_\_\_  
City/State/Zip: \_\_\_\_\_  
Phone: \_\_\_\_\_  
Attn: \_\_\_\_\_  
Email: \_\_\_\_\_  
Copy to: \_\_\_\_\_

**12. General Provisions.**

- 12.1 Assignment and Successors.** Contractor may not assign its rights or obligations under this Contract, in part or in whole, without City’s written consent. This Contract is binding on Contractor’s and City’s lawful heirs, successors and permitted assigns.
- 12.2 Third Party Beneficiaries.** There are no intended third party beneficiaries to this Contract.
- 12.3 Governing Law and Venue.** This Contract will be governed by California law and venue will be in the Contra Costa County Superior Court, and no other place. Contractor waives any right it may have pursuant to Code of Civil Procedure § 394, to file a motion to transfer any action arising from or relating to this Contract to a venue outside of Contra Costa County, California.
- 12.4 Amendment.** No amendment or modification of this Contract will be binding unless it is in a writing duly authorized and signed by the parties to this Contract.
- 12.5 Integration.** This Contract and the Contract Documents incorporated herein, including authorized amendments or Change Orders thereto, constitute the final, complete, and exclusive terms of the agreement between City and Contractor.
- 12.6 Severability.** If any provision of the Contract Documents is determined to be illegal, invalid, or unenforceable, in whole or in part, the remaining provisions of the Contract Documents will remain in full force and effect.
- 12.7 Iran Contracting Act.** If the Contract Price exceeds \$1,000,000, Contractor certifies, by signing below, that it is not identified on a list created under the Iran Contracting Act, Public Contract Code § 2200 et seq. (the “Act”), as a person engaging in investment activities in Iran, as defined in the Act, or is otherwise expressly exempt under the Act.
- 12.8 Authorization.** Each individual signing below warrants that he or she is authorized to do so by the party that he or she represents, and that this Contract is legally binding on that party. If Contractor is a corporation, signatures from two officers of the corporation are required pursuant to California Corporation Code § 313.

The parties agree to this Contract as witnessed by the signatures below:

**CITY:**

Approved as to form:

s/ \_\_\_\_\_

s/ \_\_\_\_\_

\_\_\_\_\_  
Name, Title

\_\_\_\_\_  
Name, Title

Date: \_\_\_\_\_

Date: \_\_\_\_\_

Attest:

s/ \_\_\_\_\_

\_\_\_\_\_  
Name, Title

Date: \_\_\_\_\_

**CONTRACTOR:**

\_\_\_\_\_  
Business Name

s/ \_\_\_\_\_

Seal:

\_\_\_\_\_  
Name, Title

Date: \_\_\_\_\_

Second Signature (See Section 12.8):

s/ \_\_\_\_\_

\_\_\_\_\_  
Name, Title

Date: \_\_\_\_\_

\_\_\_\_\_  
Contractor's California License Number(s) and Expiration Date(s)

END OF CONTRACT

## Payment Bond

The City of Pittsburg ("City") and \_\_\_\_\_ ("Contractor") have entered into a contract for work on the Loveridge Road Maintenance Project ("Project"). The Contract is incorporated by reference into this Payment Bond ("Bond").

- 1. General.** Under this Bond, Contractor as principal and \_\_\_\_\_, its surety ("Surety"), are bound to City as obligee in an amount not less than \$ \_\_\_\_\_, under California Civil Code § 9550 et seq., to ensure payment to authorized claimants. This Bond is binding on the respective successors, assigns, owners, heirs, or executors of Surety and Contractor.
- 2. Surety's Obligation.** If Contractor or any of its Subcontractors fails to pay a person authorized in California Civil Code § 9100 to assert a claim against a payment bond, any amounts due under the Unemployment Insurance Code with respect to work or labor performed under the Contract, or any amounts required to be deducted, withheld, and paid over to the Employment Development Department from the wages of employees of Contractor and its Subcontractors under California Unemployment Insurance Code § 13020 with respect to the work and labor, then Surety will pay the obligation.
- 3. Beneficiaries.** This Bond inures to the benefit of any of the persons named in California Civil Code § 9100, so as to give a right of action to those persons or their assigns in any suit brought upon this Bond. Contractor must promptly provide a copy of this Bond upon request by any person with legal rights under this Bond.
- 4. Duration.** If Contractor promptly makes payment of all sums for all labor, materials, and equipment furnished for use in the performance of the Work required by the Contract, in conformance with the time requirements set forth in the Contract and as required by California law, Surety's obligations under this Bond will be null and void. Otherwise, Surety's obligations will remain in full force and effect.
- 5. Waivers.** Surety waives any requirement to be notified of alterations to the Contract or extensions of time for performance of the Work under the Contract. Surety waives the provisions of Civil Code §§ 2819 and 2845. City waives the requirement of a new bond for any supplemental contract under Civil Code § 9550. Any notice to Surety may be given in the manner specified in the Contract and delivered or transmitted to Surety as follows:

Attn: \_\_\_\_\_  
Address: \_\_\_\_\_  
City/State/Zip: \_\_\_\_\_  
Phone: \_\_\_\_\_  
Email: \_\_\_\_\_

- 6. Law and Venue.** This Bond will be governed by California law, and venue for any dispute pursuant to this Bond will be in the Contra Costa County Superior Court, and no other place. Surety will be responsible for City's attorneys' fees and costs in any action to enforce the provisions of this Bond.

*[Signatures are on the following page.]*

7. **Effective Date; Execution.** This Bond is entered into and is effective on \_\_\_\_\_,  
20\_\_.

**SURETY:**

\_\_\_\_\_  
Business Name

s/ \_\_\_\_\_

\_\_\_\_\_  
Date

\_\_\_\_\_  
Name, Title

(Attach Acknowledgment with Notary Seal and Power of Attorney)

**CONTRACTOR:**

\_\_\_\_\_  
Business Name

s/ \_\_\_\_\_

\_\_\_\_\_  
Date

\_\_\_\_\_  
Name, Title

**APPROVED BY CITY:**

s/ \_\_\_\_\_

\_\_\_\_\_  
Date

\_\_\_\_\_  
Name, Title

END OF PAYMENT BOND

## Performance Bond

City of Pittsburg ("City") and \_\_\_\_\_ ("Contractor") have entered into a contract for work on the Loveridge Road Maintenance Project ("Project"). The Contract is incorporated by reference into this Performance Bond ("Bond").

1. **General.** Under this Bond, Contractor as principal and \_\_\_\_\_, its surety ("Surety"), are bound to City as obligee for an amount not less than \$\_\_\_\_\_ to ensure Contractor's faithful performance of its obligations under the Contract. This Bond is binding on the respective successors, assigns, owners, heirs, or executors of Surety and Contractor.
2. **Surety's Obligations.** Surety's obligations are co-extensive with Contractor's obligations under the Contract. If Contractor fully performs its obligations under the Contract, including its warranty obligations under the Contract, Surety's obligations under this Bond will become null and void. Otherwise, Surety's obligations will remain in full force and effect.
3. **Waiver.** Surety waives any requirement to be notified of and further consents to any alterations to the Contract made under the applicable provisions of the Contract Documents, including changes to the scope of Work or extensions of time for performance of Work under the Contract. Surety waives the provisions of Civil Code §§ 2819 and 2845.
4. **Application of Contract Balance.** Upon making a demand on this Bond for completion of the Work prior to acceptance of the Project, City will make the Contract Balance available to Surety for completion of the Work under the Contract. For purposes of this provision, the Contract Balance is defined as the total amount payable by City to Contractor as the Contract Price minus amounts already paid to Contractor, and minus any liquidated damages, credits, or backcharges to which City is entitled under the terms of the Contract.
5. **Contractor Default.** Upon written notification from City of Contractor's termination for default under Article 13 of the Contract General Conditions, time being of the essence, Surety must act within the time specified in Article 13 to remedy the default through one of the following courses of action:
  - 5.1 Arrange for completion of the Work under the Contract by Contractor, with City's consent, but only if Contractor is in default solely due to its financial inability to complete the Work;
  - 5.2 Arrange for completion of the Work under the Contract by a qualified contractor acceptable to City, and secured by performance and payment bonds issued by an admitted surety as required by the Contract Documents, at Surety's expense; or
  - 5.3 Waive its right to complete the Work under the Contract and reimburse City the amount of City's costs to have the remaining Work completed.
6. **Surety Default.** If Surety defaults on its obligations under the Bond, City will be entitled to recover all costs it incurs due to Surety's default, including legal, design professional, or delay costs.
7. **Notice.** Any notice to Surety may be given in the manner specified in the Contract and sent to Surety as follows:

Attn: \_\_\_\_\_  
Address: \_\_\_\_\_



City/State/Zip: \_\_\_\_\_  
Phone: \_\_\_\_\_  
Fax: \_\_\_\_\_  
Email: \_\_\_\_\_

8. **Law and Venue.** This Bond will be governed by California law, and venue for any dispute pursuant to this Bond will be in the Contra Costa County Superior Court, and no other place. Surety will be responsible for City's attorneys' fees and costs in any action to enforce the provisions of this Bond.
9. **Effective Date; Execution.** This Bond is entered into and effective on \_\_\_\_\_, 20\_\_.

**SURETY:**

\_\_\_\_\_  
Business Name

s/ \_\_\_\_\_

\_\_\_\_\_  
Date

\_\_\_\_\_  
Name, Title

(Attach Acknowledgment with Notary Seal and Power of Attorney)

**CONTRACTOR:**

\_\_\_\_\_  
Business Name

s/ \_\_\_\_\_

\_\_\_\_\_  
Date

\_\_\_\_\_  
Name, Title

**APPROVED BY CITY:**

s/ \_\_\_\_\_

\_\_\_\_\_  
Date

\_\_\_\_\_  
Name, Title

END OF PERFORMANCE BOND

## General Conditions

### Article 1 - Definitions

**Definitions.** The following definitions apply to all of the Contract Documents unless otherwise indicated, e.g., additional definitions that apply solely to the Specifications or other technical documents. Defined terms and titles of documents are capitalized in the Contract Documents, with the exception of the following (in any tense or form): “day,” “furnish,” “including,” “install,” “work day” or “working day.”

**Allowance** means a specific amount that must be included in the Bid Proposal for a specified purpose.

**Article**, as used in these General Conditions, means a numbered Article of the General Conditions, unless otherwise indicated by the context.

**Change Order** means a written document duly approved and executed by City, which changes the scope of Work, the Contract Price, or the Contract Time.

**City** means the municipality which has entered into the Contract with Contractor for performance of the Work, acting through its City Council, officers, employees, City Engineer, and any other authorized representatives.

**City Engineer** means the City Engineer for City and his or her authorized delegee(s).

**Claim** means a separate demand by Contractor for a change in the Contract Time or Contract Price, that has previously been submitted to City in accordance with the requirements of the Contract Documents, and which has been rejected by City, in whole or in part; or a written demand by Contractor objecting to the amount of Final Payment.

**Contract** means the signed agreement between City and Contractor for performing the Work required for the Project, and all documents expressly incorporated therein.

**Contract Documents** means, collectively, all of the documents listed as such in Section 2 of the Contract, including the Notice Inviting Bids; the Instructions to Bidders; addenda, if any; the Bid Proposal, and attachments thereto; the Contract; the Notice of Potential Award and Notice to Proceed; the payment and performance bonds; the General Conditions; the Special Conditions; the Project Plans and Specifications; any Change Orders; and any other documents which are clearly and unambiguously made part of the Contract Documents. The Contract Documents do not include documents provided “For Reference Only,” or documents that are intended solely to provide information regarding existing conditions.

**Contract Price** means the total compensation to be paid to Contractor for performance of the Work, as set forth in the Contract and as may be amended by Change Order or adjusted for an Allowance. The Contract Price is not subject to adjustment due to inflation or due to the increased cost of labor, material, supplies or equipment following submission of the Bid Proposal.

**Contract Time** means the time specified for complete performance of the Work, as set forth in the Contract and as may be amended by Change Order.

**Contractor** means the individual, partnership, corporation, or joint-venture that has signed the Contract with City to perform the Work.

**Day** means a calendar day unless otherwise specified.

**Design Professional** means the licensed individual(s) or firm(s) retained by City to provide architectural, engineering, or electrical engineering design services for the Project. If no Design Professional has been retained for this Project, any reference to Design Professional is deemed to refer to the Engineer.

**DIR** means the California Department of Industrial Relations.

**Drawings** has the same meaning as Plans.

**Engineer** means the City Engineer for the City of Pittsburg and his or her authorized delegees.

**Excusable Delay** is defined in Section 5.3(B), Excusable Delay.

**Extra Work** means new or unforeseen work added to the Project, as determined by the Engineer in his or her sole discretion, including Work that was not part of or incidental to the scope of the Work when the Contractor's bid was submitted; Work that is substantially different from the Work as described in the Contract Documents at bid time; or Work that results from a substantially differing and unforeseeable condition.

**Final Completion** means Contractor has fully completed all of the Work required by the Contract Documents to the City's satisfaction, including all punch list items and any required commissioning or training, and has provided the City with all required submittals, including the instructions and manuals, product warranties, and as-built drawings.

**Final Payment** means payment to Contractor of the unpaid Contract Price, including release of undisputed retention, less amounts withheld or deducted pursuant to the Contract Documents.

**Furnish** means to purchase and deliver for the Project.

**Government Code Claim** means a claim submitted pursuant to California Government Code § 900 et seq.

**Hazardous Materials** means any substance or material identified now or in the future as hazardous under any Laws, or any other substance or material that may be considered hazardous or otherwise subject to Laws governing handling, disposal, or cleanup.

**Including**, whether or not capitalized, means "including, but not limited to," unless the context clearly requires otherwise.

**Inspector** means the individual(s) or firm(s) retained or employed by City to inspect the workmanship, materials, and manner of construction of the Project and its components to ensure compliance with the Contract Documents and all Laws.

**Install** means to fix in place for materials, and to fix in place and connect for equipment.

**Laws** means all applicable local, state, and federal laws, regulations, rules, codes, ordinances, permits, orders, and the like enacted or imposed by or under the auspices of any governmental entity with jurisdiction over any of the Work or any performance of the Work, including health and safety requirements.

**Non-Excusable Delay** is defined in Section 5.3(D), Non-Excusable Delay.

**Plans** means the City-provided plans, drawings, details, or graphical depictions of the Project requirements, but does not include Shop Drawings.

**Project** means the public works project referenced in the Contract, as modified by any Project alternates elected by City, if any.

**Project Manager** means the individual designated by City to oversee and manage the Project on City's behalf and may include his or her authorized delegee(s) when the Project Manager is unavailable. If no Project Manager has been designated for this Project, any reference to Project Manager is deemed to refer to the Engineer.

**Recoverable Costs** is defined in Section 5.3(F), Recoverable Costs.

**Request for Information** or **RFI** means Contractor's written request for information about the Contract Documents, the Work or the Project, submitted to City in the manner and format specified by City.

**Section**, when capitalized in these General Conditions, means a numbered section or subsection of the General Conditions, unless the context clearly indicates otherwise.

**Shop Drawings** means drawings, plan details or other graphical depictions prepared by or on behalf of Contractor, and subject to City acceptance, which are intended to provide details for fabrication, installation, and the like, of items required by or shown in the Plans or Specifications.

**Specialty Work** means Work that must be performed by a specialized Subcontractor with the specified license or other special certification, and that the Contractor is not qualified to self-perform.

**Specifications** means the technical, text specifications describing the Project requirements, which are prepared for and incorporated into the Contract by or on behalf of City, and does not include the Contract, General Conditions or Special Conditions.

**Subcontractor** means an individual, partnership, corporation, or joint-venture retained by Contractor directly or indirectly through a subcontract to perform a specific portion of the Work. The term Subcontractor applies to subcontractors of all tiers, unless otherwise indicated by the context. A third party such as a utility performing related work on the Project is not a Subcontractor, even if Contractor must coordinate its Work with the third party.

**Technical Specifications** has the same meaning as Specifications.

**Work** means all of the construction and services necessary for or incidental to completing the Project in conformance with the requirements of the Contract Documents.

**Work Day** or **Working Day**, whether or not capitalized, means a weekday when the City is open for business, and does not include holidays observed by the City.

**Worksite** means the place or places where the Work is performed, which includes, but may extend beyond the Project site, including separate locations for staging, storage, or fabrication.

## Article 2 - Roles and Responsibilities

### 2.1 City.

(A) **City Council.** The City Council has final authority in all matters affecting the Project, except to the extent it has delegated authority to the Engineer.

(B) **Engineer.** The Engineer, acting within the authority conferred by the City Council, is responsible for administration of the Project on behalf of City, including

authority to provide directions to the Design Professional and to Contractor to ensure proper and timely completion of the Project. The Engineer's decisions are final and conclusive within the scope of his or her authority, including interpretation of the Contract Documents.

(C) **Project Manager.** The Project Manager assigned to the Project will be the primary point of contact for the Contractor and will serve as City's representative for daily administration of the Project on behalf of City. Unless otherwise specified, all of Contractor's communications to City (in any form) will go to or through the Project Manager. City reserves the right to reassign the Project Manager role at any time or to delegate duties to additional City representatives, without prior notice to or consent of Contractor.

(D) **Design Professional.** The Design Professional is responsible for the overall design of the Project and, to the extent authorized by City, may act on City's behalf to ensure performance of the Work in compliance with the Plans and Specifications, including any design changes authorized by Change Order. The Design Professional's duties may include review of Contractor's submittals, visits to any Worksite, inspecting the Work, evaluating test and inspection results, and participation in Project-related meetings, including any pre-construction conference, weekly meetings, and coordination meetings. The Design Professional's interpretation of the Plans or Specifications is final and conclusive.

## 2.2 Contractor.

(A) **General.** Contractor must provide all labor, materials, supplies, equipment, services, and incidentals necessary to perform and timely complete the Work in strict accordance with the Contract Documents, and in an economical and efficient manner in the best interests of City, and with minimal inconvenience to the public.

(B) **Responsibility for the Work and Risk of Loss.** Contractor is responsible for supervising and directing all aspects of the Work to facilitate the efficient and timely completion of the Work. Contractor is solely responsible for and required to exercise full control over the Work, including the construction means, methods, techniques, sequences, procedures, safety precautions and programs, and coordination of all portions of the Work with that of all other contractors and Subcontractors, except to the extent that the Contract Documents provide other specific instructions. Contractor's responsibilities extend to any plan, method or sequence suggested, but not required by City or specified in the Contract Documents. From the date of commencement of the Work until either the date on which City formally accepts the Project or the effective date of termination of the Contract, whichever is later, Contractor bears all risks of injury or damage to the Work and the materials and equipment delivered to any Worksite, by any cause including fire, earthquake, wind, weather, vandalism or theft.

(C) **Project Administration.** Contractor must provide sufficient and competent administration, staff, and skilled workforce necessary to perform and timely complete the Work in accordance with the Contract Documents. Before starting the Work, Contractor must designate in writing and provide complete contact information, including telephone numbers and email address, for the officer or employee in Contractor's organization who is to serve as Contractor's primary representative for the Project, and who has authority to act on Contractor's behalf. A Subcontractor may not serve as Contractor's primary representative.

(D) **On-Site Superintendent.** Contractor must, at all times during performance of the Work, provide a qualified and competent full-time superintendent acceptable to City, and assistants as necessary, who must be physically present at the Project site while any

aspect of the Work is being performed. The superintendent must have full authority to act and communicate on behalf of Contractor, and Contractor will be bound by the superintendent's communications to City. City's approval of the superintendent is required before the Work commences. If City is not satisfied with the superintendent's performance, City may request a qualified replacement of the superintendent. Failure to comply may result in temporary suspension of the Work, at Contractor's sole expense and with no extension of Contract Time, until an approved superintendent is physically present to supervise the Work. Contractor must provide written notice to City, as soon as practicable, before replacing the superintendent.

(E) **Standards.** Contractor must, at all times, ensure that the Work is performed in an efficient, skillful manner following best practices and in full compliance with the Contract Documents and Laws and applicable manufacturer's recommendations. Contractor has a material and ongoing obligation to provide true and complete information, to the best of its knowledge, with respect to all records, documents, or communications pertaining to the Project, including oral or written reports, statements, certifications, Change Order requests, or Claims.

(F) **Meetings.** Contractor, its project manager, superintendent and any primary Subcontractors requested by City, must attend a pre-construction conference, if requested by City, as well as weekly Project progress meetings scheduled with City. If applicable, Contractor may also be required to participate in coordination meetings with other parties relating to other work being performed on or near the Project site or in relation to the Project, including work or activities performed by City, other contractors, or other utility owners.

(G) **Construction Records.** Contractor will maintain up-to-date, thorough, legible, and dated daily job reports, which document all significant activity on the Project for each day that Work is performed on the Project. The daily report for each day must include the number of workers at the Project site; primary Work activities; major deliveries; problems encountered, including injuries, if any; weather and site conditions; and delays, if any. Contractor will take date and time-stamped photographs to document general progress of the Project, including site conditions prior to construction activities, before and after photographs at offset trench laterals, existing improvements and utilities, damage and restoration. Contractor will maintain copies of all subcontracts, Project-related correspondence with Subcontractors, and records of meetings with Subcontractors. Upon request by the City, Contractor will permit review of and/or provide copies of any of these construction records.

(H) **Responsible Party.** Contractor is solely responsible to City for the acts or omissions of any Subcontractors, or any other party or parties performing portions of the Work or providing equipment, materials or services for or on behalf of Contractor or the Subcontractors. Upon City's written request, Contractor must promptly and permanently remove from the Project, at no cost to City, any employee or Subcontractor or employee of a Subcontractor who the Engineer has determined to be incompetent, intemperate or disorderly, or who has failed or refused to perform the Work as required under the Contract Documents.

(I) **Correction of Defects.** Contractor must promptly correct, at Contractor's sole expense, any Work that is determined by City to be deficient or defective in any way, including workmanship, materials, parts or equipment. Workmanship, materials, parts or equipment that do not conform to the requirements under the Plans, Specifications and every other Contract Document, as determined by City, will be considered defective and subject to rejection. Contractor must also promptly correct, at Contractor's sole expense, any Work performed beyond the lines and grades shown on the Plans or established by City, and any Extra Work performed without City's prior written approval. If Contractor

fails to correct or to take reasonable steps toward correcting defective Work within five days following notice from City, or within the time specified in City's notice to correct, City may elect to have the defective Work corrected by its own forces or by a third party, in which case the cost of correction will be deducted from the Contract Price. If City elects to correct defective Work due to Contractor's failure or refusal to do so, City or its agents will have the right to take possession of and use any equipment, supplies, or materials available at the Project site or any Worksite on City property, in order to effectuate the correction, at no extra cost to City. Contractor's warranty obligations under Section 11.2, Warranty, will not be waived nor limited by City's actions to correct defective Work under these circumstances. Alternatively, City may elect to retain defective Work, and deduct the difference in value, as determined by the Engineer, from payments otherwise due to Contractor. This paragraph applies to any defective Work performed by Contractor during the one-year warranty period under Section 11.2.

(J) **Contractor's Records.** Contractor must maintain all of its records relating to the Project in any form, including paper documents, photos, videos, electronic records, approved samples, and the construction records required pursuant to paragraph (G), above. Project records subject to this provision include complete Project cost records and records relating to preparation of Contractor's bid, including estimates, take-offs, and price quotes or bids.

(1) Contractor's cost records must include all supporting documentation, including original receipts, invoices, and payroll records, evidencing its direct costs to perform the Work, including, but not limited to, costs for labor, materials and equipment. Each cost record should include, at a minimum, a description of the expenditure with references to the applicable requirements of the Contract Documents, the amount actually paid, the date of payment, and whether the expenditure is part of the original Contract Price, related to an executed Change Order, or otherwise categorized by Contractor as Extra Work. Contractor's failure to comply with this provision as to any claimed cost operates as a waiver of any rights to recover the claimed cost.

(2) Contractor must continue to maintain its Project-related records in an organized manner for a period of five years after City's acceptance of the Project or following Contract termination, whichever occurs first. Subject to prior notice to Contractor, City is entitled to inspect or audit any of Contractor's records relating to the Project during Contractor's normal business hours. The record-keeping requirements set forth in this subsection 2.2(J) will survive expiration or termination of the Contract.

(K) **Copies of Project Documents.** Contractor and its Subcontractors must keep copies, at the Project site, of all Work-related documents, including the Contract, permit(s), Plans, Specifications, Addenda, Contract amendments, Change Orders, RFIs and RFI responses, Shop Drawings, as-built drawings, schedules, daily records, testing and inspection reports or results, and any related written interpretations. These documents must be available to City for reference at all times during construction of the Project.

## 2.3 Subcontractors.

(A) **General.** All Work which is not performed by Contractor with its own forces must be performed by Subcontractors. City reserves the right to approve or reject any and all Subcontractors proposed to perform the Work, for reasons including the subcontractor's poor reputation, lack of relevant experience, financial instability, and lack of technical ability or adequate trained workforce. Each Subcontractor must obtain a City business license before performing any Work.

(B) **Contractual Obligations.** Contractor must require each Subcontractor to comply with the provisions of the Contract Documents as they apply to the Subcontractor's portion(s) of the Work, including the generally applicable terms of the Contract Documents, and to likewise bind their subcontractors. Contractor will provide that the rights that each Subcontractor may have against any manufacturer or supplier for breach of warranty or guarantee relating to items provided by the Subcontractor for the Project, will be assigned to City. Nothing in these Contract Documents creates a contractual relationship between a Subcontractor and City, but City is deemed to be a third-party beneficiary of the contract between Contractor and each Subcontractor.

(C) **Termination.** If the Contract is terminated, each Subcontractor's agreement must be assigned by Contractor to City, subject to the prior rights of any surety, but only if and to the extent that City accepts, in writing, the assignment by written notification, and assumes all rights and obligations of Contractor pursuant to each such subcontract agreement.

(D) **Substitution of Subcontractor.** If Contractor requests substitution of a listed Subcontractor under Public Contract Code § 4107, Contractor is solely responsible for all costs City incurs in responding to the request, including legal fees and costs to conduct a hearing, and any increased subcontract cost to perform the Work that was to be performed by the listed Subcontractor. If City determines that a Subcontractor is unacceptable to City based on the Subcontractor's failure to satisfactorily perform its Work, or for any of the grounds for substitution listed in Public Contract Code § 4107(a), City may request removal of the Subcontractor from the Project. Upon receipt of a written request from City to remove a Subcontractor pursuant to this paragraph, Contractor will immediately remove the Subcontractor from the Project and, at no further cost to City, will either (1) self-perform the remaining Work to the extent that Contractor is duly licensed and qualified to do so, or (2) substitute a Subcontractor that is acceptable to City, in compliance with Public Contract Code § 4107, as applicable.

## 2.4 Coordination of Work.

(A) **Concurrent Work.** City reserves the right to perform, have performed, or permit performance of other work on or adjacent to the Project site while the Work is being performed for the Project. Contractor is responsible for coordinating its Work with other work being performed on or adjacent to the Project site, including by any utility companies or agencies, and must avoid hindering, delaying, or interfering with the work of other contractors, individuals, or entities, and must ensure safe and reasonable site access and use as required or authorized by City. To the full extent permitted by law, Contractor must hold harmless and indemnify City against any and all claims arising from or related to Contractor's avoidable, negligent, or willful hindrance of, delay to, or interference with the work of any utility company or agency or another contractor or subcontractor.

(B) **Coordination.** If Contractor's Work will connect or interface with work performed by others, Contractor is responsible for independently measuring and visually inspecting such work to ensure a correct connection and interface. Contractor is responsible for any failure by Contractor or its Subcontractors to confirm measurements before proceeding with connecting Work. Before proceeding with any portion of the Work affected by the construction or operations of others, Contractor must give the Project Manager prompt written notification of any defects Contractor discovers which will prevent the proper execution of the Work. Failure to give notice of any known or reasonably discoverable defects will be deemed acknowledgement by Contractor that the work of others is not defective and will not prevent the proper execution of the Work. Contractor must also promptly notify City if work performed by others, including work or activities performed by



City's own forces, is operating to hinder, delay, or interfere with Contractor's timely performance of the Work. City reserves the right to backcharge Contractor for any additional costs incurred due to Contractor's failure to comply with the requirements in this Section 2.4.

**2.5 Submittals.** Unless otherwise specified, Contractor must submit to the Engineer for review and acceptance, all schedules, Shop Drawings, samples, product data, and similar submittals required by the Contract Documents, or upon request by the Engineer. Unless otherwise specified, all submittals, including Requests for Information, are subject to the general provisions of this Section, as well as specific submittal requirements that may be included elsewhere in the Contract Documents, including the Special Conditions or Specifications. The Engineer may require submission of a submittal schedule at or before a pre-construction conference, as may be specified in the Notice to Proceed.

(A) **General.** Contractor is responsible for ensuring that its submittals are accurate and conform to the Contract Documents.

(B) **Time and Manner of Submission.** Contractor must ensure that its submittals are prepared and delivered in a manner consistent with the current City-accepted schedule for the Work and within the applicable time specified in the Contract Documents, or if no time is specified, in such time and sequence so as not to delay the performance of the Work or completion of the Project.

(C) **Required Contents.** Each submittal must include the Project name and contract number, Contractor's name and address, the name and address of any Subcontractor or supplier involved with the submittal, the date, and references to applicable Specification section(s) and/or drawing and detail number(s).

(D) **Required Corrections.** If corrections are required, Contractor must promptly make and submit any required corrections as specified in full conformance with the requirements of this Section, or other requirements that apply to that submittal.

(E) **Effect of Review and Acceptance.** Review and acceptance of a submittal by City will not relieve Contractor from complying with the requirements of the Contract Documents. Contractor is responsible for any errors in any submittal, and review or acceptance of a submittal by City is not an assumption of risk or liability by City.

(F) **Enforcement.** Any Work performed or any material furnished, installed, fabricated or used without City's prior acceptance of a required submittal is performed or provided at Contractor's risk, and Contractor may be required to bear the costs incident thereto, including the cost of removing and replacing such Work, repairs to other affected portions of the Work or material, and the cost of additional time or services required of City, including costs for the Design Professional, Project Manager, or Inspector.

(G) **Excessive RFIs.** A RFI will be considered excessive or unnecessary if City determines that the explanation or response to the RFI is clearly and unambiguously discernable from the Contract Documents. City's costs to review and respond to excessive or unnecessary RFIs may be deducted from payments otherwise due to Contractor.

**2.6 Shop Drawings.** When Shop Drawings are required by the Specifications or requested by the Engineer, they must be prepared according to best practices at Contractor's expense. The Shop Drawings must be of a size and scale to clearly show all necessary details. Unless otherwise specified by City, Shop Drawings must be provided to the Engineer for review and acceptance at least 30 days before the Work will be performed. If City requires changes, the corrected Shop Drawings must be resubmitted to the

Engineer for review within the time specified by the Engineer. For all Project components requiring Shop Drawings, Contractor will not furnish materials or perform any Work until the Shop Drawings for those components are accepted by City. Contractor is responsible for any errors or omissions in the Shop Drawings, shop fits and field corrections; any deviations from the Contract Documents; and for the results obtained by the use of Shop Drawings. Acceptance of Shop Drawings by City does not relieve Contractor of Contractor's responsibility.

- 2.7 Access to Work.** Contractor must afford prompt and safe access to any Worksite by City and its employees, agents, or consultants authorized by City; and upon request by City, Contractor must promptly arrange for City representatives to visit or inspect manufacturing sites or fabrication facilities for items to be incorporated into the Work.
- 2.8 Personnel.** Contractor and its Subcontractors must employ only competent and skillful personnel to perform the Work. Contractor and its Subcontractor's supervisors, security or safety personnel, and employees who have unescorted access to the Project site must possess proficiency in English sufficient to read, understand, receive, and implement oral or written communications or instructions relating to their respective job functions, including safety and security requirements. Upon written notification from the Engineer, Contractor and its Subcontractors must immediately discharge any personnel who are incompetent, disorderly, disruptive, threatening, abusive, or profane, or otherwise refuse or fail to comply with the requirements of the Contract Documents or Laws, including Laws pertaining to health and safety. Any such discharged personnel may not be re-employed or permitted on the Project in any capacity without City's prior written consent.

### Article 3 - Contract Documents

#### 3.1 Interpretation of Contract Documents.

(A) **Plans and Specifications.** The Plans and Specifications included in the Contract Documents are complementary. If Work is shown on one but not on the other, Contractor must perform the Work as though fully described on both, consistent with the Contract Documents and reasonably inferable from them as being necessary to produce the indicated results. The Plans and Specifications are deemed to include and require everything necessary and reasonably incidental to completion of the Work, whether or not particularly mentioned or shown. Contractor must perform all Work and services and supply all things reasonably related to and inferable from the Contract Documents. In the event of a conflict between the Plans and Specifications, the Specifications will control, unless the drawing(s) at issue are dated later than the Specification(s) at issue. Detailed drawings take precedence over general drawings, and large-scale drawings take precedence over smaller scale drawings. Any arrangement or division of the Plans and Specifications into sections is for convenience and is not intended to limit the Work required by separate trades. A conclusion presented in the Plans or Specifications is only a recommendation. Actual locations and depths must be determined by Contractor's field investigation. Contractor may request access to underlying or background information in City's possession that is necessary for Contractor to form its own conclusions.

(B) **Duty to Notify and Seek Direction.** If Contractor becomes aware of a changed condition in the Project, or of any ambiguity, conflict, inconsistency, discrepancy, omission, or error in the Contract Documents, including the Plans or Specifications, Contractor must promptly submit a Request for Information to the Engineer and wait for a response from City before proceeding further with the related Work. The RFI must notify City of the issue and request clarification, interpretation or direction. The Engineer's clarification, interpretation or direction will be final and binding on Contractor. If Contractor proceeds with the related Work before obtaining City's response, Contractor

will be responsible for any resulting costs, including the cost of correcting any incorrect or defective Work that results. Timely submission of a clear and complete RFI is essential to avoiding delay. Delay resulting from Contractor's failure to submit a timely and complete RFI to the Engineer is Non-Excusable Delay. If Contractor believes that City's response to an RFI justifies a change to the Contract Price or Contract Time, Contractor must perform the Work as directed, but may submit a timely Change Order request in accordance with the Contract Documents. (See Article 5 and 6.)

(C) **Figures and Dimensions.** Figures control over scaled dimensions.

(D) **Technical or Trade Terms.** Any terms that have well-known technical or trade meanings will be interpreted in accordance with those meanings, unless otherwise specifically defined in the Contract Documents.

(E) **Measurements.** Contractor must verify all relevant measurements in the Contract Documents and at the Project site before ordering any material or performing any Work, and will be responsible for the correctness of those measurements or for costs that could have been avoided by independently verifying measurements.

(F) **Compliance with Laws.** The Contract Documents are intended to comply with Laws and will be interpreted to comply with Laws.

**3.2 Order of Precedence.** Information included in one Contract Document but not in another will not be considered a conflict or inconsistency. Unless otherwise specified in the Special Conditions, in case of any conflict or inconsistency among the Contract Documents, the following order of precedence will apply, beginning from highest to lowest, with the most recent version taking precedent over an earlier version:

- (A) Change Orders;
- (B) Addenda;
- (C) Contract;
- (D) Notice to Proceed;
- (E) Attachment B – Federal Contract Requirements (only if used);
- (F) Special Conditions;
- (G) General Conditions;
- (H) Payment and Performance Bonds;
- (I) Specifications;
- (J) Plans;
- (K) Notice of Potential Award;
- (L) Notice Inviting Bids;
- (M) Attachment A – Federal Bidding Requirements (only if used);
- (N) Instructions to Bidders;
- (O) Contractor's Bid Proposal and attachments;
- (P) the City's standard specifications, as applicable; and
- (Q) Any generic documents prepared by and on behalf of a third party, that were not prepared specifically for this Project, such as the Caltrans Standard Specifications or Caltrans Special Provisions.

**3.3 Caltrans Standard Specifications.** Any reference to or incorporation of the Standard Specifications of the State of California, Department of Transportation ("Caltrans"), including "Standard Specifications," "Caltrans Specifications," "State Specifications," or "CSS," means the most current edition of Caltrans' Standard Specifications, unless otherwise specified ("Caltrans Standard Specifications"), including the most current amendments as of the date that Contractor's bid was submitted for this Project. The following provisions apply to use of or reference to the Caltrans Standard Specifications or Special Provisions:

(A) **Limitations.** The “General Provisions” of the Caltrans Standard Specifications, i.e., sections 1 through 9, do not apply to these Contract Documents with the exception of any specific provisions, if any, which are expressly stated to apply to these Contract Documents.

(B) **Conflicts or Inconsistencies.** If there is a conflict or inconsistency between any provision in the Caltrans Standard Specifications or Special Provisions and a provision of these Contract Documents, as determined by City, the provision in the Contract Documents will govern.

(C) **Meanings.** Terms used in the Caltrans Standard Specifications or Special Provisions are to be interpreted as follows:

(1) Any reference to the “Engineer” is deemed to mean the City Engineer.

(2) Any reference to the “Special Provisions” is deemed to mean the Special Conditions, unless the Caltrans Special Provisions are expressly included in the Contract Documents listed in Section 2 of the Contract.

(3) Any reference to the “Department” or “State” is deemed to mean City.

**3.4 For Reference Only.** Contractor is responsible for the careful review of any document, study, or report provided by City or appended to the Contract Documents solely for informational purposes and identified as “For Reference Only.” Nothing in any document, study, or report so appended and identified is intended to supplement, alter, or void any provision of the Contract Documents. Contractor is advised that City or its representatives may be guided by information or recommendations included in such reference documents, particularly when making determinations as to the acceptability of proposed materials, methods, or changes in the Work. Any record drawings or similar final or accepted drawings or maps that are not part of the Contract Documents are deemed to be For Reference Only. The provisions of the Contract Documents are not modified by any perceived or actual conflict with provisions in any document that is provided For Reference Only.

**3.5 Current Versions.** Unless otherwise specified by City, any reference to standard specifications, technical specifications, or any City or state codes or regulations means the latest specification, code or regulation in effect on the date that bids were due.

**3.6 Conformed Copies.** If City prepares a conformed set of the Contract Documents following award of the Contract, it will provide Contractor with two hard copy (paper) sets and one copy of the electronic file in PDF format. It is Contractor’s responsibility to ensure that all Subcontractors, including fabricators, are provided with the conformed set of the Contract Documents at Contractor’s sole expense.

**3.7 Ownership.** No portion of the Contract Documents may be used for any purpose other than construction of the Project, without prior written consent from City. Contractor is deemed to have conveyed the copyright in any designs, drawings, specifications, Shop Drawings, or other documents (in paper or electronic form) developed by Contractor for the Project, and City will retain all rights to such works, including the right to possession.

#### **Article 4 - Bonds, Indemnity, and Insurance**

**4.1 Payment and Performance Bonds.** Within ten days following issuance of the Notice of Potential Award, Contractor is required to provide a payment bond and a performance

bond, each in the penal sum of not less than 100% of the Contract Price, and each executed by Contractor and its surety using the bond forms included with the Contract Documents.

(A) **Surety.** Each bond must be issued and executed by a surety admitted in California. If an issuing surety cancels the bond or becomes insolvent, within seven days following written notice from City, Contractor must substitute a surety acceptable to City. If Contractor fails to substitute an acceptable surety within the specified time, City may, at its sole discretion, withhold payment from Contractor until the surety is replaced to City's satisfaction, or terminate the Contract for default.

(B) **Supplemental Bonds for Increase in Contract Price.** If the Contract Price increases during construction by five percent or more over the original Contract Price, Contractor must provide supplemental or replacement bonds within ten days of written notice from City pursuant to this Section, covering 100% of the increased Contract Price and using the bond forms included with the Contract Documents.

**4.2 Indemnity.** To the fullest extent permitted by law, Contractor must indemnify, defend, and hold harmless City, its Council, officers, officials, employees, agents, volunteers, and consultants (individually, an "Indemnitee," and collectively the "Indemnitees") from and against any and all liability, loss, damage, claims, causes of action, demands, charges, fines, costs, and expenses (including, without limitation, attorney fees, expert witness fees, paralegal fees, and fees and costs of litigation or arbitration) (collectively, "Liability") of every nature arising out of or in connection with the acts or omissions of Contractor, its employees, Subcontractors, representatives, or agents, in bidding or performing the Work or in failing to comply with any obligation of Contractor under the Contract, except such Liability caused by the active negligence, sole negligence, or willful misconduct of an Indemnitee. This indemnity requirement applies to any Liability arising from alleged defects in the content or manner of submission of Contractor's bid for the Contract. Contractor's failure or refusal to timely accept a tender of defense pursuant to this Contract will be deemed a material breach of the Contract. City will timely notify Contractor upon receipt of any third-party claim relating to the Contract, as required by Public Contract Code § 9201. Contractor waives any right to express or implied indemnity against any Indemnitee. Contractor's indemnity obligations under this Contract will survive the expiration or any early termination of the Contract.

**4.3 Insurance.** No later than ten days following issuance of the Notice of Potential Award, Contractor must procure and provide proof of the insurance coverage required by this Section in the form of certificates and endorsements acceptable to City. The required insurance must cover the activities of Contractor and its Subcontractors relating to or arising from the performance of the Work, and must remain in full force and effect at all times during the period covered by the Contract, through the date of City's acceptance of the Project. All required insurance must be issued by a company licensed to do business in the State of California, and each such insurer must have an A.M. Best's financial strength rating of "A" or better and a financial size rating of "VIII" or better. If Contractor fails to provide any of the required coverage in full compliance with the requirements of the Contract Documents, City may, at its sole discretion, purchase such coverage at Contractor's expense and deduct the cost from payments due to Contractor, or terminate the Contract for default. The procurement of the required insurance will not be construed to limit Contractor's liability under this Contract or to fulfill Contractor's indemnification obligations under this Contract.

(A) **Policies and Limits.** The following insurance policies and limits are required for this Contract, unless otherwise specified in the Special Conditions:

(1) *Commercial General Liability (“CGL”) Insurance*: The CGL insurance policy must be issued on an occurrence basis, written on a comprehensive general liability form, and must include coverage for liability arising from Contractor’s or its Subcontractor’s acts or omissions in the performance of the Work, including contractor’s protected coverage, contractual liability, products and completed operations, and broad form property damage, with limits of at least \$2,000,000 per occurrence and at least \$4,000,000 general aggregate. The CGL insurance coverage may be arranged under a single policy for the full limits required or by a combination of underlying policies with the balance provided by excess or umbrella policies, provided each such policy complies with the requirements set forth in this Section, including required endorsements.

(2) *Automobile Liability Insurance*: The automobile liability insurance policy must provide coverage of at least \$2,000,000 combined single-limit per accident for bodily injury, death, or property damage, including hired and non-owned auto liability.

(3) *Workers’ Compensation Insurance and Employer’s Liability*: The workers’ compensation and employer’s liability insurance policy must comply with the requirements of the California Labor Code, providing coverage of at least \$1,000,000 or as otherwise required by the statute. If Contractor is self-insured, Contractor must provide its Certificate of Permission to Self-Insure, duly authorized by the DIR.

(4) *Pollution Liability Insurance*: The pollution liability insurance policy must be issued on an occurrence basis, providing coverage of at least \$2,000,000 for all loss arising out of claims for bodily injury, death, property damage, or environmental damage caused by pollution conditions resulting from the Work.

(5) *Builder’s Risk Insurance*: The builder’s risk insurance policy must be issued on an occurrence basis, for all-risk or “all perils” coverage on a 100% completed value basis on the insurable portion of the Project for the benefit of City.

(B) **Notice**. Each certificate of insurance must state that the coverage afforded by the policy or policies will not be reduced, cancelled or allowed to expire without at least 30 days written notice to City, unless due to non-payment of premiums, in which case ten days written notice must be made to City.

(C) **Waiver of Subrogation**. Each required policy must include an endorsement providing that the carrier will waive any right of subrogation it may have against City.

(D) **Required Endorsements**. The CGL policy, automobile liability policy, pollution liability policy, and builder’s risk policy must include the following specific endorsements:

(1) The City, including its Council, officials, officers, employees, agents, volunteers and consultants (collectively, “Additional Insured”) must be named as an additional insured for all liability arising out of the operations by or on behalf of the named insured, and the policy must protect the Additional Insured against any and all liability for personal injury, death or property damage or destruction arising directly or indirectly in the performance of the Contract. The additional insured endorsement must be provided using ISO form CG 20 10 11 85 or an equivalent form approved by the City.

(2) The inclusion of more than one insured will not operate to impair the rights of one insured against another, and the coverages afforded will apply as though separate policies have been issued to each insured.

(3) The insurance provided by Contractor is primary and no insurance held or owned by any Additional Insured may be called upon to contribute to a loss.

(4) This policy does not exclude explosion, collapse, underground excavation hazard, or removal of lateral support.

(E) **Contractor's Responsibilities.** This Section 4.3 establishes the minimum requirements for Contractor's insurance coverage in relation to this Project, but is not intended to limit Contractor's ability to procure additional or greater coverage. Contractor is responsible for its own risk assessment and needs and is encouraged to consult its insurance provider to determine what coverage it may wish to carry beyond the minimum requirements of this Section. Contractor is solely responsible for the cost of its insurance coverage, including premium payments, deductibles, or self-insured retentions, and no Additional Insured will be responsible or liable for any of the cost of Contractor's insurance coverage.

(F) **Deductibles and Self-Insured Retentions.** Any deductibles or self-insured retentions that apply to the required insurance (collectively, "deductibles") in excess of \$100,000 are subject to approval by the City's Risk Manager, acting in his or her sole discretion, and must be declared by Contractor when it submits its certificates of insurance and endorsements pursuant to this Section 4.3. If the City's Risk Manager determines that the deductibles are unacceptably high, at City's option, Contractor must either reduce or eliminate the deductibles as they apply to City and all required Additional Insured; or must provide a financial guarantee, to City's satisfaction, guaranteeing payment of losses and related investigation, claim administration, and legal expenses.

(G) **Subcontractors.** Contractor must ensure that each Subcontractor is required to maintain the same insurance coverage required under this Section 4.3, with respect to its performance of Work on the Project, including those requirements related to the Additional Insureds and waiver of subrogation, but excluding pollution liability or builder's risk insurance unless otherwise specified in the Special Conditions. A Subcontractor may be eligible for reduced insurance coverage or limits, but only to the extent approved in writing in advance by the City's Risk Manager. Contractor must confirm that each Subcontractor has complied with these insurance requirements before the Subcontractor is permitted to begin Work on the Project. Upon request by the City, Contractor must provide certificates and endorsements submitted by each Subcontractor to prove compliance with this requirement. The insurance requirements for Subcontractors do not replace or limit the Contractor's insurance obligations.

## Article 5 - Contract Time

**5.1 Time is of the Essence.** Time is of the essence in Contractor's performance and completion of the Work, and Contractor must diligently prosecute the Work and complete it within the Contract Time.

(A) **General.** Contractor must commence the Work on the date indicated in the Notice to Proceed and must fully complete the Work in strict compliance with all requirements of the Contract Documents and within the Contract Time. Contractor may not begin performing the Work before the date specified in the Notice to Proceed.

(B) **Authorization.** Contractor is not entitled to compensation or credit for any Work performed before the date specified in the Notice to Proceed, with the exception of any schedules, submittals, or other requirements, if any, that must be provided or performed before issuance of the Notice to Proceed.

(C) **Rate of Progress.** Contractor and its Subcontractors must, at all times, provide workers, materials, and equipment sufficient to maintain the rate of progress necessary to ensure full completion of the Work within the Contract Time. If City determines that Contractor is failing to prosecute the Work at a sufficient rate of progress, City may, in its sole discretion, direct Contractor to provide additional workers, materials, or equipment, or to work additional hours or days without additional cost to City, in order to achieve a rate of progress satisfactory to City. If Contractor fails to comply with City's directive in this regard, City may, at Contractor's expense, separately contract for additional workers, materials, or equipment or use City's own forces to achieve the necessary rate of progress. Alternatively, City may terminate the Contract based on Contractor's default.

**5.2 Schedule Requirements.** Contractor must prepare all schedules using standard, commercial scheduling software acceptable to the Engineer, and must provide the schedules in electronic and paper form as requested by the Engineer. In addition to the general scheduling requirements set forth below, Contractor must also comply with any scheduling requirements included in the Special Conditions or in the Technical Specifications.

(A) **Baseline (As-Planned) Schedule.** Within ten calendar days following City's issuance of the Notice to Proceed (or as otherwise specified in the Notice to Proceed), Contractor must submit to City for review and acceptance a baseline (as-planned) schedule using critical path methodology showing in detail how Contractor plans to perform and fully complete the Work within the Contract Time, including labor, equipment, materials and fabricated items. The baseline schedule must show the order of the major items of Work and the dates of start and completion of each item, including when the materials and equipment will be procured. The schedule must also include the work of all trades, reflecting anticipated labor or crew hours and equipment loading for the construction activities, and must be sufficiently comprehensive and detailed to enable progress to be monitored on a day-by-day basis. For each activity, the baseline schedule must be dated, provided in the format specified in the Contract Documents or as required by City, and must include, at a minimum, a description of the activity, the start and completion dates of the activity, and the duration of the activity.

(1) **Specialized Materials Ordering.** Within five calendar days following issuance of the Notice to Proceed, Contractor must order any specialized material or equipment for the Work that is not readily available from material suppliers. Contractor must also retain documentation of the purchase order date(s).

(B) **City's Review of Schedules.** City will review and may note exceptions to the baseline schedule, and to the progress schedules submitted as required below, to assure completion of the Work within the Contract Time. Contractor is solely responsible for resolving any exceptions noted in a schedule and, within seven days, must correct the schedule to address the exceptions. City's review or acceptance of Contractor's schedules will not operate to waive or limit Contractor's duty to complete the Project within the Contract Time, nor to waive or limit City's right to assess liquidated damages for Contractor's unexcused failure to do so.

(C) **Progress Schedules.** After City accepts the final baseline schedule with no exceptions, Contractor must submit an updated progress schedule and three-week look-ahead schedule, in the format specified by City, for review and acceptance with each application for a progress payment, or when otherwise specified by City, until completion of the Work. The updated progress schedule must: show how the actual progress of the Work as constructed to date compares to the baseline schedule; reflect any proposed changes in the construction schedule or method of operations, including to achieve Project milestones within the Contract Time; and identify any actual or potential impacts



to the critical path. Contractor must also submit periodic reports to City of any changes in the projected material or equipment delivery dates for the Project.

(1) *Float*. The progress schedule must show early and late completion dates for each task. The number of days between those dates will be designated as the "float." Any float belongs to the Project and may be allocated by the Engineer to best serve timely completion of the Project.

(2) *Failure to Submit Schedule*. Reliable, up-to-date schedules are essential to efficient and cost-effective administration of the Project and timely completion. If Contractor fails to submit a schedule within the time periods specified in this Section, or submits a schedule to which City has noted exceptions that are not corrected, City may withhold up to ten percent from payment(s) otherwise due to Contractor until the exceptions are resolved, the schedule is corrected and resubmitted, and City has accepted the schedule. In addition, Contractor's failure to comply with the schedule requirements in this Section 5.2 will be deemed a material default and a waiver of any claims for Excusable Delay or loss of productivity arising during any period when Contractor is out of compliance, subject only to the limits of Public Contract Code § 7102.

(D) **Recovery Schedule**. If City determines that the Work is more than one week behind schedule, within seven days following written notice of such determination, Contractor must submit a recovery schedule, showing how Contractor intends to perform and complete the Work within the Contract Time, based on actual progress to date.

(E) **Effect of Acceptance**. Contractor and its Subcontractors must perform the Work in accordance with the most current City-accepted schedule unless otherwise directed by City. City's acceptance of a schedule does not operate to extend the time for completion of the Work or any component of the Work, and will not affect City's right to assess liquidated damages for Contractor's unexcused delay in completing the Work within the Contract Time.

(F) **Posting**. Contractor must at all times prominently post a copy of the most current City-accepted progress or recovery schedule in its on-site office.

(G) **Reservation of Rights**. City reserves the right to direct the sequence in which the Work must be performed or to make changes in the sequence of the Work in order to facilitate the performance of work by City or others, or to facilitate City's use of its property. The Contract Time or Contract Price may be adjusted to the extent such changes in sequence actually increase or decrease Contractor's time or cost to perform the Work.

(H) **Authorized Working Days and Times**. Contractor is limited to working Monday through Friday, excluding holidays, during City's normal business hours, except as provided in the Special Conditions or as authorized in writing by City. City reserves the right to charge Contractor for additional costs incurred by City due to Work performed on days or during hours not expressly authorized in the Contract Documents, including reimbursement of costs incurred for inspection, testing, and construction management services.

### 5.3 Delay and Extensions of Contract Time.

(A) **Notice of Delay**. If Contractor becomes aware of any actual or potential delay affecting the critical path, Contractor must promptly notify the Engineer in writing, regardless of the nature or cause of the delay, so that City has a reasonable opportunity to mitigate or avoid the delay.

(B) **Excusable Delay.** The Contract Time may be extended if Contractor encounters "Excusable Delay," which is an unavoidable delay in completing the Work within the Contract Time due to causes completely beyond Contractor's control, and which Contractor could not have avoided or mitigated through reasonable care, planning, foresight, and diligence, provided that Contractor is otherwise fully performing its obligations under the Contract Documents. Grounds for Excusable Delay may include fire, natural disasters including earthquake or unusually severe weather, acts of terror or vandalism, epidemic, unforeseeable adverse government actions, unforeseeable actions of third parties, encountering unforeseeable hazardous materials, unforeseeable site conditions, or suspension for convenience under Article 13. The Contract Time will not be extended based on circumstances which will not unavoidably delay completing the Work within the Contract Time based on critical path analysis.

(C) **Weather Delays.** A "Weather Delay Day" is a Working Day during which Contractor and its forces, including Subcontractors, are unable to perform more than 40% of the critical path Work scheduled for that day due to adverse weather conditions which impair the ability to safely or effectively perform the scheduled critical path Work that day. Adverse weather conditions may include rain, saturated soil, and Project site clean-up required due to adverse weather. Determination of what constitutes critical path Work scheduled for that day will be based on the most current, City-approved schedule. Contractor will be entitled to a non-compensable extension of the Contract Time for each Weather Delay Day in excess of the normal Weather Delay Days within a given month as determined by reliable records, including monthly rainfall averages, for the preceding ten years (or as otherwise specified in the Special Conditions or Specifications).

(1) Contractor must fully comply with the applicable procedures in Articles 5 and 6 of the General Conditions regarding requests to modify the Contract Time.

(2) Contractor will not be entitled to an extension of time for a Weather Delay Day to the extent Contractor is responsible for concurrent delay on that day.

(3) Contractor must take reasonable steps to mitigate the consequences of Weather Delay Days, including prudent workforce management and protecting the Work, Project Site, materials, and equipment.

(D) **Non-Excusable Delay.** Delay which Contractor could have avoided or mitigated through reasonable care, planning, foresight and diligence is "Non-Excusable Delay." Contractor is not entitled to an extension of Contract Time or any compensation for Non-Excusable Delay, or for Excusable Delay that is concurrent with Non-Excusable Delay. Non-Excusable Delay includes delay caused by:

(1) weather conditions which are normal for the location of the Project, as determined by reliable records, including monthly rainfall averages, for the preceding ten years;

(2) Contractor's failure to order equipment and materials sufficiently in advance of the time needed for completion of the Work within the Contract Time;

(3) Contractor's failure to provide adequate notification to utility companies or agencies for connections or services necessary for completion of the Work within the Contract Time;

- (4) foreseeable conditions which Contractor could have ascertained from reasonably diligent inspection of the Project site or review of the Contract Documents or other information provided or available to Contractor;
- (5) Contractor's failure, refusal, or financial inability to perform the Work within the Contract Time, including insufficient funds to pay its Subcontractors or suppliers;
- (6) performance or non-performance by Contractor's Subcontractors or suppliers;
- (7) the time required to respond to excessive RFIs (see Section 2.5(G));
- (8) delayed submission of required submittals, or the time required for correction and resubmission of defective submittals;
- (9) time required for repair of, re-testing, or re-inspection of defective Work;
- (10) enforcement of Laws by City, or outside agencies with jurisdiction over the Work; or
- (11) City's exercise or enforcement of any of its rights or Contractor's duties pursuant to the Contract Documents, including correction of defective Work, extra inspections or testing due to non-compliance with Contract requirements, safety compliance, environmental compliance, or rejection and return of defective or deficient submittals.

(E) **Compensable Delay.** Pursuant to Public Contract Code § 7102, in addition to entitlement to an extension of Contract Time, Contractor is entitled to compensation for costs incurred due to delay caused solely by City, when that delay is unreasonable under the circumstances involved and not within the contemplation of the parties ("Compensable Delay"). Contractor is not entitled to an extension of Contract Time or recovery of costs for Compensable Delay that is concurrent with Non-Excusable Delay. Delay due to causes that are beyond the control of either City or Contractor, including Weather Delay Days, discovery of Historic or Archeological Items pursuant to Section 7.18, or the actions or inactions of third parties or other agencies, is not Compensable Delay, and will only entitle Contractor to an extension of time commensurate with the time lost due to such delay.

(F) **Recoverable Costs.** Contractor is not entitled to compensation for Excusable Delay unless it is Compensable Delay, as defined above. Contractor is entitled to recover only the actual, direct, reasonable, and substantiated costs ("Recoverable Costs") for each working day that the Compensable Delay prevents Contractor from proceeding with more than 50% of the critical path Work scheduled for that day, based on the most recent progress schedule accepted by City. Recoverable Costs will not include home office overhead or lost profit.

(G) **Request for Extension of Contract Time or Recoverable Costs.** A request for an extension of Contract Time or any associated Recoverable Costs must be submitted in writing to City within ten calendar days of the date the delay is first encountered, even if the duration of the delay is not yet known at that time, or any entitlement to the Contract Time extension or to the Recoverable Costs will be deemed waived. In addition to complying with the requirements of this Article 5, the request must be submitted in compliance with the Change Order request procedures in Article 6 below. Strict compliance with these requirements is necessary to ensure that any delay or consequences of delay may be mitigated as soon as possible, and to facilitate cost-

efficient administration of the Project and timely performance of the Work. Any request for an extension of Contract Time or Recoverable Costs that does not strictly comply with all of the requirements of Article 5 and Article 6 will be deemed waived.

(1) *Required Contents.* The request must include a detailed description of the cause(s) of the delay and must also describe the measures that Contractor has taken to mitigate the delay and/or its effects, including efforts to mitigate the cost impact of the delay, such as by workforce management or by a change in sequencing. If the delay is still ongoing at the time the request is submitted, the request should also include Contractor's plan for continued mitigation of the delay or its effects.

(2) *Delay Days and Costs.* The request must specify the number of days of Excusable Delay claimed or provide a realistic estimate if the duration of the delay is not yet known. If Contractor believes it is entitled to Recoverable Costs for Compensable Delay, the request must specify the amount and basis for the Recoverable Costs that are claimed or provide a realistic estimate if the amount is not yet known. Any estimate of delay duration or cost must be updated in writing and submitted with all required supporting documentation as soon as the actual time and cost is known. The maximum extension of Contract Time will be the number of days, if any, by which an Excusable Delay or a Compensable Delay exceeds any concurrent Non-Excusable Delay. Contractor is entitled to an extension of Contract Time, or compensation for Recoverable Costs, only if, and only to the extent that, such delay will unavoidably delay Final Completion.

(3) *Supporting Documentation.* The request must also include any and all supporting documentation necessary to evidence the delay and its actual impacts, including scheduling and cost impacts with a time impact analysis using critical path methodology and demonstrating the unavoidable delay to Final Completion. The time impact analysis must be submitted in a form or format acceptable to City.

(4) *Burden of Proof.* Contractor has the burden of proving that: the delay was an Excusable Delay or Compensable Delay, as defined above; Contractor has fully complied with its scheduling obligations in Section 5.2, Schedule Requirements; Contractor has made reasonable efforts to mitigate the delay and its schedule and cost impacts; the delay will unavoidably result in delaying Final Completion; and any Recoverable Costs claimed by Contractor were actually incurred and were reasonable under the circumstances.

(5) *Legal Compliance.* Nothing in this Section 5.3 is intended to require the waiver, alteration, or limitation of the applicability of Public Contract Code § 7102.

(6) *No Waiver.* Any grant of an extension of Contract Time, or compensation for Recoverable Costs due to Compensable Delay, will not operate as a waiver of City's right to assess liquidated damages for Non-Excusable Delay.

(7) *Dispute Resolution.* In the event of a dispute over entitlement to an extension of Contract Time or compensation for Recoverable Costs, Contractor may not stop Work pending resolution of the dispute, but must continue to comply with its duty to diligently prosecute the performance and timely completion of the Work. Contractor's sole recourse for an unresolved dispute based on City's rejection of a Change Order request for an extension of Contract Time or compensation for Recoverable Costs is to comply with the dispute resolution provisions set forth in Article 12 below.

**5.4 Liquidated Damages.** It is expressly understood that if Final Completion is not achieved within the Contract Time, City will suffer damages from the delay that are difficult to determine and accurately specify. Pursuant to Public Contract Code § 7203, if Contractor fails to achieve Final Completion within the Contract Time due to Contractor's Non-Excusable Delay, City will charge Contractor in the amount specified in the Contract for each calendar day that Final Completion is delayed beyond the Contract Time, as liquidated damages and not as a penalty. Any waiver of accrued liquidated damages, in whole or in part, is subject to approval of the City Council or its authorized delegee.

(A) **Liquidated Damages.** Liquidated damages will not be assessed for any Excusable Delay or Compensable Delay, as set forth above.

(B) **Milestones.** Liquidated damages may also be separately assessed for failure to meet milestones specified elsewhere in the Contract Documents.

(C) **Setoff.** City is entitled to deduct the amount of liquidated damages assessed against any payments otherwise due to Contractor, including progress payments, Final Payment, or unreleased retention. If there are insufficient Contract funds remaining to cover the full amount of liquidated damages assessed, City is entitled to recover the balance from Contractor or its performance bond surety.

(D) **Occupancy or Use.** Occupancy or use of the Project in whole or in part prior to Final Completion does not constitute City's acceptance of the Project and will not operate as a waiver of City's right to assess liquidated damages for Contractor's Non-Excusable Delay in achieving Final Completion.

(E) **Other Remedies.** City's right to liquidated damages under this Section applies only to damages arising from Contractor's Non-Excusable Delay or failure to complete the Work within the Contract Time. City retains its right to pursue all other remedies under the Contract for other types of damage, including damage to property or persons, costs or diminution in value from defective materials or workmanship, costs to repair or complete the Work, or other liability caused by Contractor.

## Article 6 - Contract Modification

**6.1 Contract Modification.** Subject to the limited exception set forth in subsection (D) below, any change in the Work or the Contract Documents, including the Contract Price or Contract Time, will not be a valid and binding change to the Contract unless it is formalized in a Change Order, including a "no-cost" Change Order or a unilateral Change Order. Changes in the Work pursuant to this Article 6 will not operate to release, limit, or abridge Contractor's warranty obligations pursuant to Article 11 or any obligations of Contractor's bond sureties.

(A) **City-Directed Changes.** City may direct changes in the scope or sequence of Work or the requirements of the Contract Documents, without invalidating the Contract. Such changes may include Extra Work as set forth in subsection (C) below, or deletion or modification of portions of the Work. Contractor must promptly comply with City-directed changes in the Work in accordance with the original Contract Documents, even if Contractor and City have not yet reached agreement as to adjustments to the Contract Price or Contract Time for the change in the Work or for the Extra Work. Contractor is not entitled to extra compensation for cost savings resulting from "value engineering" pursuant to Public Contract Code § 7101, except to the extent authorized in advance by City in writing, and subject to any applicable procedural requirements for submitting a proposal for value engineering cost savings.

(B) **Disputes.** In the event of a dispute over entitlement to or the amount of a change in Contract Time or a change in Contract Price related to a City-directed change in the Work, Contractor must perform the Work as directed and may not delay its Work or cease Work pending resolution of the dispute, but must continue to comply with its duty to diligently prosecute the performance and timely completion of the Work, including the Work in dispute. Likewise, in the event that City and Contractor dispute whether a portion or portions of the Work are already required by the Contract Documents or constitute Extra Work, or otherwise dispute the interpretation of any portion(s) of the Contract Documents, Contractor must perform the Work as directed and may not delay its Work or cease Work pending resolution of the dispute, but must continue to comply with its duty to diligently prosecute the performance and timely completion of the Work, including the Work in dispute, as directed by City. If Contractor refuses to perform the Work in dispute, City may, acting in its sole discretion, elect to delete the Work from the Contract and reduce the Contract Price accordingly, and self-perform the Work or direct that the Work be performed by others. Alternatively, City may elect to terminate the Contract for convenience or for cause. Contractor's sole recourse for an unresolved dispute related to changes in the Work or performance of any Extra Work is to comply with the dispute resolution provisions set forth in Article 12, below.

(C) **Extra Work.** City may direct Contractor to perform Extra Work related to the Project. Contractor must promptly perform any Extra Work as directed or authorized by City in accordance with the original Contract Documents, even if Contractor and City have not yet reached agreement on adjustments to the Contract Price or Contract Time for such Extra Work. If Contractor believes it is necessary to perform Extra Work due to changed conditions, Contractor must promptly notify the Engineer in writing, specifically identifying the Extra Work and the reason(s) the Contractor believes it is Extra Work. This notification requirement does not constitute a Change Order request pursuant to Section 6.2, below. Contractor must maintain detailed daily records that itemize the cost of each element of Extra Work, and sufficiently distinguish the direct cost of the Extra Work from the cost of other Work performed. For each day that Contractor performs Extra Work, or Work that Contractor contends is Extra Work, Contractor must submit no later than the following Working Day, a daily report of the Extra Work performed that day and the related costs, together with copies of certified payroll, invoices, and other documentation substantiating the costs ("Extra Work Report"). The Engineer will make any adjustments to Contractor's Extra Work Report(s) based on the Engineer's records of the Work. When an Extra Work Report(s) is agreed on and signed by both City and Contractor, the Extra Work Report(s) will become the basis for payment under a duly authorized and signed Change Order. Failure to submit the required documentation by close of business on the next Working Day is deemed a full and complete waiver for any change in the Contract Price or Contract Time for any Extra Work performed that day.

(D) **Minor Changes and RFIs.** Minor field changes, including RFI replies from City, that do not affect the Contract Price or Contract Time and that are approved by the Engineer acting within his or her scope of authority, do not require a Change Order. By executing an RFI reply from City, Contractor agrees that it will perform the Work as clarified therein, with no change to the Contract Price or Contract Time.

(E) **Remedy for Non-Compliance.** Contractor's failure to promptly comply with a City-directed change is deemed a material breach of the Contract, and in addition to all other remedies available to it, City may, at its sole discretion, hire another contractor or use its own forces to complete the disputed Work at Contractor's sole expense, and may deduct the cost from the Contract Price.

**6.2 Contractor Change Order Requests.** Contractor must submit a request or proposal for a change in the Work, compensation for Extra Work, or a change in the Contract Price or Contract Time as a written Change Order request or proposal.

(A) **Time for Submission.** Any request for a change in the Contract Price or the Contract Time must be submitted in writing to the Engineer within ten calendar days of the date that Contractor first encounters the circumstances, information or conditions giving rise to the Change Order request, even if the total amount of the requested change in the Contract Price or impact on the Contract Time is not yet known at that time. If City requests that Contractor propose the terms of a Change Order, unless otherwise specified in City's request, Contractor must provide the Engineer with a written proposal for the change in the Contract Price or Contract Time within five working days of receiving City's request, in a form satisfactory to the Engineer.

(B) **Required Contents.** Any Change Order request or proposal submitted by Contractor must include a complete breakdown of actual or estimated costs and credits, and must itemize labor, materials, equipment, taxes, insurance, subcontract amounts, and, if applicable, Extra Work Reports. Any estimated cost must be updated in writing as soon as the actual amount is known.

(C) **Required Documentation.** All claimed costs must be fully documented, and any related request for an extension of time or delay-related costs must be included at that time and in compliance with the requirements of Article 5 of the General Conditions. Upon request, Contractor must permit City to inspect its original and unaltered bidding records, subcontract agreements, subcontract change orders, purchase orders, invoices, or receipts associated with the claimed costs.

(D) **Required Form.** Contractor must use City's form(s) for submitting all Change Order requests or proposals, unless otherwise specified by City.

(E) **Certification.** All Change Order requests must be signed by Contractor and must include the following certification:

"The undersigned Contractor certifies under penalty of perjury that its statements and representations in this Change Order request are true and correct. Contractor warrants that this Change Order request is comprehensive and complete as to the Work or changes referenced herein, and agrees that any known or foreseeable costs, expenses, or time extension requests not included herein, are deemed waived."

**6.3 Adjustments to Contract Price.** The amount of any increase or decrease in the Contract Price will be determined based on one of the following methods listed below, in the order listed with unit pricing taking precedence over the other methods. Markup applies only to City-authorized time and material Work, and does not apply to any other payments to Contractor. For Work items or components that are deleted in their entirety, Contractor will only be entitled to compensation for those direct, actual, and documented costs (including restocking fees), reasonably incurred before Contractor was notified of the City's intent to delete the Work, with no markup for overhead, profit, or other indirect costs.

(A) **Unit Pricing.** Amounts previously provided by Contractor in the form of unit prices, either in a bid schedule or in a post-award schedule of values pursuant to Section 8.1, Schedule of Values, will apply to determine the price for the affected Work, to the extent applicable unit prices have been provided for that type of Work. No additional markup for overhead, profit, or other indirect costs will be added to the calculation.

(B) **Lump Sum.** A mutually agreed upon, all-inclusive lump sum price for the affected Work with no additional markup for overhead, profit, or other indirect costs.

(C) **Time and Materials.** On a time and materials basis, if and only to the extent compensation on a time and materials basis is expressly authorized by City in advance of Contractor's performance of the Work and subject to any not-to-exceed limit. Time and materials compensation for increased costs or Extra Work (but not decreased costs or deleted Work), will include allowed markup for overhead, profit, and other indirect costs, calculated as the total of the following sums, the cumulative total of which may not exceed the maximum markup rate of 15%:

- (1) All direct labor costs provided by the Contractor, excluding superintendence, project management, or administrative costs, plus 15% markup;
- (2) All direct material costs provided by the Contractor, including sales tax, plus 15% markup;
- (3) All direct plant and equipment rental costs provided by the Contractor, plus 15% markup;
- (4) All direct additional subcontract costs plus 10% markup for Work performed by Subcontractors; and
- (5) Increased bond or insurance premium costs computed at 1.5% of total of the previous four sums.

**6.4 Unilateral Change Order.** If the parties dispute the terms of a proposed Change Order, including disputes over the amount of compensation or extension of time that Contractor has requested, the value of deleted or changed Work, what constitutes Extra Work, or quantities used, City may elect to issue a unilateral Change Order, directing performance of the Work, and authorizing a change in the Contract Price or Contract Time for the adjustment to compensation or time that the City believes is merited. Contractor's sole recourse to dispute the terms of a unilateral Change Order is to submit a timely Claim pursuant to Article 12, below.

**6.5 Non-Compliance Deemed Waiver.** Contractor waives its entitlement to any increase in the Contract Price or Contract Time if Contractor fails to fully comply with the provisions of this Article. Contractor will not be paid for unauthorized Extra Work.

## **Article 7 - General Construction Provisions**

### **7.1 Permits, Fees, Business License, and Taxes.**

(A) **Permits, Fees, and City Business License.** Contractor must obtain and pay for all permits, fees, or licenses required to perform the Work, including a City business license. Contractor must cooperate with and provide notifications to all government agencies with jurisdiction over the Project, as may be required. Contractor must provide City with copies of all records of permits and permit applications, payment of required fees, and any licenses required for the Work.

(B) **Taxes.** Contractor must pay for all taxes on labor, material and equipment, except Federal Excise Tax to the extent that City is exempt from Federal Excise Tax.

**7.2 Temporary Facilities.** Contractor must provide, at Contractor's sole expense, any and all temporary facilities for the Project, including an onsite staging area for materials and equipment, a field office, sanitary facilities, utilities, storage, scaffolds, barricades, walkways, and any other temporary structure required to safely perform the Work along with any incidental utility services. The location of all temporary facilities must be



approved by the City prior to installation. Temporary facilities must be safe and adequate for the intended use and installed and maintained in accordance with Laws and the Contract Documents. Contractor must fence and screen the Project site and, if applicable, any separate Worksites, including the staging area, and its operation must minimize inconvenience to neighboring properties. Additional provisions pertaining to temporary facilities may be included in the Specifications or Special Conditions.

(A) **Utilities.** Contractor must install and maintain the power, water, sewer and all other utilities required for the Project site, including the piping, wiring, internet and wifi connections, and any related equipment necessary to maintain the temporary facilities.

(B) **Removal and Repair.** Contractor must promptly remove all such temporary facilities when they are no longer needed or upon completion of the Work, whichever comes first. Contractor must promptly repair any damage to City's property or to other property caused by the installation, use, or removal of the temporary facilities, and must promptly restore the property to its original or intended condition.

**7.3 Noninterference and Site Management.** Contractor must avoid interfering with City's use of its property at or adjacent to the Project site, including use of roadways, entrances, parking areas, walkways, and structures. Contractor must also minimize disruption of access to private property in the Project vicinity. Contractor must coordinate with affected property owners, tenants, and businesses, and maintain some vehicle and pedestrian access to their residences or properties at all times. Temporary access ramps, fencing or other measures must be provided as needed. Before blocking access to a private driveway or parking lot, Contractor must provide effective notice to the affected parties at least 48 hours in advance of the pending closure and allow them to remove vehicles. Private driveways, residences and parking lots must have access to a roadway during non-Work hours.

(A) **Offsite Acquisition.** Unless otherwise provided by City, Contractor must acquire, use and dispose of, at its sole expense, any Worksites, licenses, easements, and temporary facilities necessary to access and perform the Work.

(B) **Offsite Staging Area and Field Office.** If additional space beyond the Project site is needed, such as for the staging area or the field office, Contractor may need to make arrangements with the nearby property owner(s) to secure the space. Before using or occupying any property owned by a third party, Contractor must provide City with a copy of the necessary license agreement, easement, or other written authorization from the property owner, together with a written release from the property owner holding City harmless from any related liability, in a form acceptable to the City Attorney.

(C) **Traffic Management.** Contractor must provide traffic management and traffic controls as specified in the Contract Documents, as required by Laws, and as otherwise required to ensure public and worker safety, and to avoid interference with public or private operations or the normal flow of vehicular, bicycle, or pedestrian traffic.

**7.4 Signs.** No signs may be displayed on or about City's property, except signage which is required by Laws or by the Contract Documents, without City's prior written approval as to size, design, and location.

**7.5 Project Site and Nearby Property Protections.**

(A) **General.** Contractor is responsible at all times, on a 24-hour basis and at its sole cost, for protecting the Work, the Project site, and the materials and equipment to be incorporated into the Work, until the City has accepted the Project, excluding any exceptions to acceptance, if any. Except as specifically authorized by City, Contractor

must confine its operations to the area of the Project site indicated in the Plans and Specifications. Contractor is liable for any damage caused by Contractor or its Subcontractors to the Work, City's property, the property of adjacent or nearby property owners and the work or personal property of other contractors working for City, including damage related to Contractor's failure to adequately secure the Work or any Worksite.

(1) Subject to City's approval, Contractor will provide and install safeguards to protect the Work; any Worksite, including the Project site; City's real or personal property and the real or personal property of adjacent or nearby property owners, including plant and tree protections.

(2) City wastewater systems may not be interrupted. If the Work disrupts existing sewer facilities, Contractor must immediately notify City and establish a plan, subject to City's approval, to convey the sewage in closed conduits back into the sanitary sewer system. Sewage must not be permitted to flow in trenches or be covered by backfill.

(3) Contractor must remove with due care, and store at City's request, any objects or material from the Project site that City will salvage or reuse at another location.

(4) If directed by Engineer, Contractor must promptly repair or replace any property damage, as specified by the Engineer. However, acting in its sole discretion, City may elect to have the property damage remedied otherwise, and may deduct the cost to repair or replace the damaged property from payment otherwise due to Contractor.

(5) Contractor will not permit any structure or infrastructure to be loaded in a manner that will damage or endanger the integrity of the structure or infrastructure.

(B) **Securing Project Site.** After completion of Work each day, Contractor must secure the Project site and, to the extent feasible, make the area reasonably accessible to the public unless City approves otherwise. All excess materials and equipment not protected by approved traffic control devices must be relocated to the staging area or demobilized. Trench spoils must be hauled off the Project site daily and open excavations must be protected with steel plates. Contractor and Subcontractor personnel may not occupy or use the Project site for any purpose during non-Work hours, except as may be provided in the Contract Documents or pursuant to prior written authorization from City.

(C) **Unforeseen Conditions.** If Contractor encounters facilities, utilities, or other unknown conditions not shown on or reasonably inferable from the Plans or apparent from inspection of the Project site, Contractor must immediately notify the City and promptly submit a Request for Information to obtain further directions from the Engineer. Contractor must avoid taking any action which could cause damage to the facilities or utilities pending further direction from the Engineer. The Engineer's written response will be final and binding on Contractor. If the Engineer's subsequent direction to Contractor affects Contractor's cost or time to perform the Work, Contractor may submit a Change Order request as set forth in Article 6 above.

(D) **Support; Adjacent Properties.** Contractor must provide, install, and maintain all shoring, bracing, and underpinning necessary to provide support to City's property and adjacent properties and improvements thereon. Contractor must provide notifications to adjacent property owners as may be required by Laws. See also, Section 7.15, Trenching of Five Feet or More.

(E) **Notification of Property Damage.** Contractor must immediately notify the City of damage to any real or personal property resulting from Work on the Project. Contractor must immediately provide a written report to City of any such property damage in excess of \$500 (based on estimated cost to repair or replace) within 24 hours of the occurrence. The written report must include: (1) the location and nature of the damage, and the owner of the property, if known; (2) the name and address of each employee of Contractor or any Subcontractor involved in the damage; (3) a detailed description of the incident, including precise location, time, and names and contact information for known witnesses; and (4) a police or first responder report, if applicable. If Contractor is required to file an accident report with another government agency, Contractor will provide a copy of the report to City.

## 7.6 Materials and Equipment.

(A) **General.** Unless otherwise specified, all materials and equipment required for the Work must be new, free from defects, and of the best grade for the intended purpose, and furnished in sufficient quantities to ensure the proper and expeditious performance of the Work. Contractor must employ measures to preserve the specified quality and fitness of the materials and equipment. Unless otherwise specified, all materials and equipment required for the Work are deemed to include all components required for complete installation and intended operation and must be installed in accordance with the manufacturer's recommendations or instructions. Contractor is responsible for all shipping, handling, and storage costs associated with the materials and equipment required for the Work. Contractor is responsible for providing security and protecting the Work and all of the required materials, supplies, tools and equipment at Contractor's sole cost until City has formally accepted the Project as set forth in Section 11.1, Final Completion. Contractor will not assign, sell, mortgage, or hypothecate any materials or equipment for the Project, or remove any materials or equipment that have been installed or delivered.

(B) **City-Provided.** If the Work includes installation of materials or equipment to be provided by City, Contractor is solely responsible for the proper examination, handling, storage, and installation in accordance with the Contract Documents. Contractor must notify City of any defects discovered in City-provided materials or equipment, sufficiently in advance of scheduled use or installation to afford adequate time to procure replacement materials or equipment as needed. Contractor is solely responsible for any loss of or damage to such items which occurs while the items are in Contractor's custody and control, the cost of which may be offset from the Contract Price and deducted from any payment(s) due to Contractor.

(C) **Intellectual Property Rights.** Contractor must, at its sole expense, obtain any authorization or license required for use of patented or copyright-protected materials, equipment, devices or processes that are incorporated into the Work. Contractor's indemnity obligations in Article 4 apply to any claimed violation of intellectual property rights in violation of this provision.

## 7.7 Substitutions.

(A) **"Or Equal."** Any Specification designating a material, product, or thing (collectively, "item") or service by specific brand or trade name, followed by the words "or equal," is intended only to indicate the quality and type of item or service desired, and Contractor may request use of any equal item or service. Unless otherwise stated in the Specifications, any reference to a specific brand or trade name for an item or service that is used solely for the purpose of describing the type of item or service desired, will be deemed to be followed by the words "or equal." A substitution will only be approved if it is a true "equal" item or service in every aspect of design, function, and quality, as

determined by City, including dimensions, weight, maintenance requirements, durability, fit with other elements, and schedule impacts.

(B) **Request for Substitution.** A post-award request for substitution of an item or service must be submitted in writing to the Engineer for approval in advance, within the applicable time period provided in the Contract Documents. If no time period is specified, the substitution request may be submitted any time within 35 days after the date of award of the Contract, or sufficiently in advance of the time needed to avoid delay of the Work, whichever is earlier.

(C) **Substantiation.** Any available data substantiating the proposed substitute as an equal item or service must be submitted with the written request for substitution. Contractor's failure to timely provide all necessary substantiation, including any required test results as soon as they are available, is grounds for rejection of the proposed substitution, without further review.

(D) **Burden of Proving Equality.** Contractor has the burden of proving the equality of the proposed substitution at Contractor's sole cost. City has sole discretion to determine whether a proposed substitution is equal, and City's determination is final.

(E) **Approval or Rejection.** If the proposed substitution is approved, Contractor is solely responsible for any additional costs or time associated with the substituted item or service. If the proposed substitution is rejected, Contractor must, without delay, install the item or use the service as specified by City.

(F) **Contractor's Obligations.** City's approval of a proposed substitution will not relieve Contractor from any of its obligations under the Contract Documents. In the event Contractor makes an unauthorized substitution, Contractor will be solely responsible for all resulting cost impacts, including the cost of removal and replacement and the impact to other design elements.

## 7.8 Testing and Inspection.

(A) **General.** All materials, equipment, and workmanship used in the Work are subject to inspection and testing by City at all times and at all locations during construction and/or fabrication, including at any Worksite, shops, and yards. All manufacturers' application or installation instructions must be provided to the Inspector at least ten days prior to the first such application or installation. Contractor must, at all times, make the Work available for testing or inspection. Neither City's inspection or testing of Work, nor its failure to do so, operate to waive or limit Contractor's duty to complete the Work in accordance with the Contract Documents.

(B) **Scheduling and Notification.** Contractor must cooperate with City in coordinating the inspections and testing. Contractor must submit samples of materials, at Contractor's expense, and schedule all tests required by the Contract Documents in time to avoid any delay to the progress of the Work. Contractor must notify the Engineer no later than noon of the Working Day before any inspection or testing and must provide timely notice to the other necessary parties as specified in the Contract Documents. If Contractor schedules an inspection or test beyond regular Work hours, or on a Saturday, Sunday, or recognized City holiday, Contractor must notify the Engineer at least two Working Days in advance for approval. If approved, Contractor must reimburse City for the cost of the overtime inspection or testing. Such costs, including the City's hourly costs for required personnel, may be deducted from payments otherwise due to Contractor.

(C) **Responsibility for Costs.** City will bear the initial cost of inspection and testing to be performed by independent testing consultants retained by City, subject to the following exceptions:

(1) Contractor will be responsible for the costs of any subsequent tests which are required to substantiate compliance with the Contract Documents, and any associated remediation costs.

(2) Contractor will be responsible for inspection costs, at City's hourly rates, for inspection time lost because the Work is not ready or Contractor fails to appear for a scheduled inspection.

(3) If any portion of the Work that is subject to inspection or testing is covered or concealed by Contractor prior to the inspection or testing, Contractor will bear the cost of making that portion of the Work available for the inspection or testing required by the Contract Documents, and any associated repair or remediation costs.

(4) Contractor is responsible for properly shoring all compaction test sites deeper than five feet below grade, as required under Section 7.15 below.

(5) Any Work or material that is defective or fails to comply with the requirements of the Contract Documents must be promptly repaired, removed, replaced, or corrected by Contractor, at Contractor's sole expense, even if that Work or material was previously inspected or included in a progress payment.

(D) **Contractor's Obligations.** Contractor is solely responsible for any delay occasioned by remediation of defective or noncompliant Work or material. Inspection of the Work does not in any way relieve Contractor of its obligations to perform the Work as specified. Any Work done without the required inspection(s) will also be subject to rejection by City.

(E) **Distant Locations.** If required off-site testing or inspection must be conducted at a location more than 100 miles from the Project site, Contractor is solely responsible for the additional travel costs required for testing and/or inspection at such locations.

(F) **Final Inspection.** The provisions of this Section 7.8 also apply to final inspection under Article 11, Completion and Warranty Provisions.

**7.9 Project Site Conditions and Maintenance.** Contractor must at all times, on a 24-hour basis and at its sole cost, maintain the Project site and staging and storage areas in clean, neat, and sanitary condition and in compliance with all Laws pertaining to safety, air quality, and dust control. Adequate toilets must be provided, and properly maintained and serviced for all workers on the Project site, located in a suitably secluded area, subject to City's prior approval. Contractor must also, on a daily basis and at its sole cost, remove and properly dispose of the debris and waste materials from the Project site.

(A) **Air Emissions Control.** Contractor must not discharge smoke or other air contaminants into the atmosphere in violation of any Laws.

(B) **Dust and Debris.** Contractor must minimize and confine dust and debris resulting from the Work. Contractor must abate dust nuisance by cleaning, sweeping, and immediately sprinkling with water excavated areas of dirt or other materials prone to cause dust, and within one hour after the Engineer notifies Contractor that an airborne nuisance exists. The Engineer may direct that Contractor provide an approved water-spraying truck for this purpose. If water is used for dust control, Contractor will only use

the minimum necessary. Contractor must take all necessary steps to keep waste water out of streets, gutters, or storm drains. See Section 7.19, Environmental Control. If City determines that the dust control is not adequate, City may have the work done by others and deduct the cost from the Contract Price. Contractor will immediately remove any excess excavated material from the Project site and any dirt deposited on public streets.

(C) **Clean up.** Before discontinuing Work in an area, Contractor must clean the area and remove all debris and waste along with the construction equipment, tools, machinery, and surplus materials.

(1) Except as otherwise specified, all excess Project materials, and the materials removed from existing improvements on the Project site with no salvage value or intended reuse by City, will be Contractor's property.

(2) Hauling trucks and other vehicles leaving the Project site must be cleaned of exterior mud or dirt before traveling on City streets. Materials and loose debris must be delivered and loaded to prevent dropping materials or debris. Contractor must immediately remove spillage from hauling on any publicly traveled way. Streets affected by Work on the Project must be kept clean by street sweeping.

(D) **Disposal.** Contractor must dispose of all Project debris and waste materials in a safe and legal manner. Contractor may not burn or bury waste materials on the Project site. Contractor will not allow any dirt, refuse, excavated material, surplus concrete or mortar, or any associated washings, to be disposed of onto streets, into manholes or into the storm drain system.

(E) **Completion.** At the completion of the Work, Contractor must remove from the Project site all of its equipment, tools, surplus materials, waste materials and debris, presenting a clean and neat appearance. Before demobilizing from the Project site, Contractor must ensure that all surfaces are cleaned, sealed, waxed, or finished as applicable, and that all marks, stains, paint splatters, and the like have been properly removed from the completed Work and the surrounding areas. Contractor must ensure that all parts of the construction are properly joined with the previously existing and adjacent improvements and conditions. Contractor must provide all cutting, fitting and patching needed to accomplish that requirement. Contractor must also repair or replace all existing improvements that are damaged or removed during the Work, both on and off the Project site, including curbs, sidewalks, driveways, fences, signs, utilities, street surfaces and structures. Repairs and replacements must be at least equal to the previously existing improvements, and the condition, finish and dimensions must match the previously existing improvements. Contractor must restore to original condition all property or items that are not designated for alteration under the Contract Documents and leave each Worksite clean and ready for occupancy or use by City.

(F) **Non-Compliance.** If Contractor fails to comply with its maintenance and cleanup obligations or any City clean up order, City may, acting in its sole discretion, elect to suspend the Work until the condition(s) is corrected with no increase in the Contract Time or Contract Price, or undertake appropriate cleanup measures without further notice and deduct the cost from any amounts due or to become due to Contractor.

**7.10 Instructions and Manuals.** Contractor must provide to City three copies each of all instructions and manuals required by the Contract Documents, unless otherwise specified. These must be complete as to drawings, details, parts lists, performance data, and other information that may be required for City to easily maintain and service the materials and equipment installed for this Project.

(A) **Submittal Requirements.** All manufacturers' application or installation instructions must be provided to City at least ten days prior to the first such application. The instructions and manuals, along with any required guarantees, must be delivered to City for review.

(B) **Training.** Contractor or its Subcontractors must train City's personnel in the operation and maintenance of any complex equipment or systems as a condition precedent to Final Completion, if required in the Contract Documents.

**7.11 As-built Drawings.** Contractor and its Subcontractors must prepare and maintain at the Project site a detailed, complete and accurate as-built set of the Plans which will be used solely for the purpose of recording changes made in any portion of the original Plans in order to create accurate record drawings at the end of the Project.

(A) **Duty to Update.** The as-built drawings must be updated as changes occur, on a daily basis if necessary. City may withhold the estimated cost for City to have the as-built drawings prepared from payments otherwise due to Contractor, until the as-built drawings are brought up to date to the satisfaction of City. Actual locations to scale must be identified on the as-built drawings for all runs of mechanical and electrical work, including all site utilities installed underground, in walls, floors, or otherwise concealed. Deviations from the original Plans must be shown in detail. The exact location of all main runs, whether piping, conduit, ductwork or drain lines, must be shown by dimension and elevation. The location of all buried pipelines, appurtenances, or other improvements must be represented by coordinates and by the horizontal distance from visible above-ground improvements.

(B) **Final Completion.** Contractor must verify that all changes in the Work are depicted in the as-built drawings and must deliver the complete set of as-built drawings to the Engineer for review and acceptance as a condition precedent to Final Completion and Final Payment.

**7.12 Existing Utilities.**

(A) **General.** The Work may be performed in developed, urban areas with existing utilities, both above and below ground, including utilities identified in the Contract Documents or in other informational documents or records. Contractor must take due care to locate identified or reasonably identifiable utilities before proceeding with trenching, excavation, or any other activity that could damage or disrupt existing utilities. This may include excavation with small equipment, potholing, or hand excavation, and, if practical, using white paint or other suitable markings to delineate the area to be excavated. Except as otherwise provided herein, Contractor will be responsible for costs resulting from damage to identified or reasonably identifiable utilities due to Contractor's negligence or failure to comply with the Contract Documents, including the requirements in this Article 7.

(B) **Unidentified Utilities.** Pursuant to Government Code § 4215, if, during the performance of the Work, Contractor discovers utility facilities not identified by City in the Contract Documents, Contractor must immediately provide written notice to City and the utility. City assumes responsibility for the timely removal, relocation, or protection of existing main or trunkline utility facilities located on the Project site if those utilities are not identified in the Contract Documents. Contractor will be compensated in accordance with the provisions of the Contract Documents for the costs of locating, repairing damage not due to Contractor's failure to exercise reasonable care, and removing or relocating utility facilities not indicated in the Plans or Specifications with reasonable accuracy, and for equipment on the Project necessarily idled during such work. Contractor will not be

assessed liquidated damages for delay in completion of the Work, to the extent the delay was caused by City's failure to provide for removal or relocation of the utility facilities.

**7.13 Notice of Excavation.** Contractor must comply with all applicable requirements in Government Code §§ 4216 through 4216.5, which are incorporated by reference herein. Government Code § 4216.2 requires that, except in an emergency, Contractor must contact the appropriate regional notification center, or Underground Services Alert, at least two working days, but not more than 14 calendar days, before starting any excavation if the excavation will be conducted in an area that is known, or reasonably should be known, to contain subsurface installations. Contractor may not begin excavation until it has obtained and submitted to Engineer an inquiry identification number from Underground Services Alert.

**7.14 Trenching and Excavations of Four Feet or More.** As required by Public Contract Code § 7104, if the Work includes digging trenches or other excavations that extend deeper than four feet below the surface, the provisions in this Section apply to the Work and the Project.

(A) **Duty to Notify.** Contractor must promptly, and before the following conditions are disturbed, provide written notice to City if Contractor finds any of the following conditions:

(1) Material that Contractor believes may be a hazardous waste, as defined in § 25117 of the Health and Safety Code, that is required to be removed to a Class I, Class II, or Class III disposal site in accordance with the provisions of existing Laws;

(2) Subsurface or latent physical conditions at the Project site differing from those indicated by information about the Project site made available to bidders prior to the deadline for submitting bids; or

(3) Unknown physical conditions at the Project site of any unusual nature, materially different from those ordinarily encountered and generally recognized as inherent in work of the character required by the Contract Documents.

(B) **City Investigation.** City will promptly investigate the conditions and if City finds that the conditions materially differ from those indicated, apparent, or reasonably inferred from information about the Project site made available to bidders, or involve hazardous waste, and cause a decrease or increase in Contractor's cost of, or the time required for, performance of any part of the Work, City will issue a Change Order.

(C) **Disputes.** In the event that a dispute arises between City and Contractor regarding any of the conditions specified in subsection (B) above, or the terms of a Change Order issued by City, Contractor will not be excused from completing the Work within the Contract Time, but must proceed with all Work to be performed under the Contract. Contractor will retain any and all rights provided either by the Contract or by Laws which pertain to the resolution of disputes between Contractor and City.

**7.15 Trenching of Five Feet or More.** As required by Labor Code § 6705, if the Contract Price exceeds \$25,000 and the Work includes the excavation of any trench or trenches of five feet or more in depth, a detailed plan must be submitted to City for acceptance in advance of the excavation. The detailed plan must show the design of shoring, bracing, sloping, or other provisions to be made for worker protection from the hazard of caving ground during the excavation. If the plan varies from the shoring system standards, it must be prepared by a California registered civil or structural engineer. Use of a shoring,



sloping, or protective system less effective than that required by the Construction Safety Orders is prohibited.

**7.16 New Utility Connections.** Except as otherwise specified, City will pay connection charges and meter costs for new permanent utilities required by the Contract Documents, if any. Contractor must notify City sufficiently in advance of the time needed to request service from each utility provider so that connections and services are initiated in accordance with the Project schedule.

**7.17 Lines and Grades.** Contractor is required to use any benchmark provided by the Engineer. Unless otherwise specified in the Contract Documents, Contractor must provide all lines and grades required to execute the Work. Contractor must also provide, preserve, and replace if necessary, all construction stakes required for the Project. All stakes or marks must be set by a California licensed surveyor or a California registered civil engineer. Contractor must notify the Engineer of any discrepancies found between Contractor's staking and grading and information provided by the Contract Documents. Upon completion, all Work must conform to the lines, elevations, and grades shown in the Plans, including any changes directed by a Change Order.

**7.18 Historic or Archeological Items.**

(A) **Contractor's Obligations.** Contractor must ensure that all persons performing Work at the Project site are required to immediately notify the Project Manager, upon discovery of any potential historic or archeological items, including historic or prehistoric ruins, a burial ground, archaeological or vertebrate paleontological site, including fossilized footprints or other archeological, paleontological or historical feature on the Project site (collectively, "Historic or Archeological Items").

(B) **Discovery; Cessation of Work.** Upon discovery of any potential Historic or Archeological Items, Work must be stopped within an 85-foot radius of the find and may not resume until authorized in writing by City. If required by City, Contractor must assist in protecting or recovering the Historic or Archeological Items, with any such assistance to be compensated as Extra Work on a time and materials basis under Article 6, Contract Modification. At City's discretion, a suspension of Work required due to discovery of Historic or Archeological Items may be treated as Excusable Delay pursuant to Article 5, or as a suspension for convenience under Article 13.

**7.19 Environmental Control.** Contractor must not pollute any drainage course or its tributary inlets with fuels, oils, bitumens, acids, insecticides, herbicides or other harmful materials. Contractor must prevent the release of any hazardous material or hazardous waste into the soil or groundwater, and prevent the unlawful discharge of pollutants into City's storm drain system and watercourses as required below. Contractor and its Subcontractors must at all times in the performance of the Work comply with all Laws concerning pollution of waterways.

(A) **Stormwater Permit.** Contractor must comply with all applicable conditions of the State Water Resources Control Board National Pollutant Discharge Elimination System General Permit for Waste Discharge Requirements for Discharges of Stormwater Runoff Associated with Construction Activity ("Stormwater Permit").

(B) **Contractor's Obligations.** If required for the Work, a copy of the Stormwater Permit is on file in City's principal administrative offices, and Contractor must comply with it without adjustment of the Contract Price or the Contract Time. Contractor must timely and completely submit required reports and monitoring information required by the conditions of the Stormwater Permit. Contractor also must comply with all other Laws

governing discharge of stormwater, including applicable municipal stormwater management programs.

- 7.20 Noise Control.** Contractor must comply with all applicable noise control Laws. Noise control requirements apply to all equipment used for the Work or related to the Work, including trucks, transit mixers or transient equipment that may or may not be owned by Contractor.
- 7.21 Mined Materials.** Pursuant to the Surface Mining and Reclamation Act of 1975, Public Resources Code § 2710 et seq., any purchase of mined materials, such as construction aggregate, sand, gravel, crushed stone, road base, fill materials, and any other mineral materials must originate from a surface mining operation included on the AB 3098 List, which may be accessed online at: <https://www.conservation.ca.gov/smgb/Pages/AB-3098-List.aspx>.

## Article 8 - Payment

- 8.1 Schedule of Values.** Prior to submitting its first application for payment, Contractor must prepare and submit to the Project Manager a schedule of values apportioned to the various divisions and phases of the Work, including mobilization and demobilization. If a Bid Schedule was submitted with Contractor's bid, the amounts in the schedule of values must be consistent with the Bid Schedule. Each line item contained in the schedule of values must be assigned a value such that the total of all items equals the Contract Price. The items must be sufficiently detailed to enable accurate evaluation of the percentage of completion claimed in each application for payment, and the assigned value consistent with any itemized or unit pricing submitted with Contractor's bid.

(A) **Measurements for Unit Price Work.** Materials and items of Work to be paid for on the basis of unit pricing will be measured according to the methods specified in the Contract Documents.

(B) **Deleted or Reduced Work.** Contractor will not be compensated for Work that City has deleted or reduced in scope, except for any labor, material or equipment costs for such Work that Contractor reasonably incurred before Contractor learned that the Work could be deleted or reduced. Contractor will only be compensated for those actual, direct and documented costs incurred, and will not be entitled to any mark up for overhead or lost profits.

- 8.2 Progress Payments.** Following the last day of each month, or as otherwise required by the Special Conditions or Specifications, Contractor will submit to the Project Manager a monthly application for payment for Work performed during the preceding month based on the estimated value of the Work performed during that preceding month.

(A) **Application for Payment.** Each application for payment must be itemized to include labor, materials, and equipment incorporated into the Work, and materials and equipment delivered to the Project site, as well as authorized and approved Change Orders. Each payment application must be supported by the unit prices submitted with Contractor's Bid Schedule and/or schedule of values and any other substantiating data required by the Contract Documents.

(B) **Payment of Undisputed Amounts.** City will pay the undisputed amount due within 30 days after Contractor has submitted a complete and accurate payment application, subject to Public Contract Code § 20104.50. City will deduct a percentage from each progress payment as retention, as set forth in Section 8.5, below, and may withhold additional amounts as set forth in Section 8.3, below.

**8.3 Adjustment of Payment Application.** City may adjust or reject the amount requested in a payment application, including application for Final Payment, in whole or in part, if the amount requested is disputed or unsubstantiated. Contractor will be notified in writing of the basis for the modification to the amount requested. City may also deduct or withhold from payment otherwise due based upon any of the circumstances and amounts listed below. Sums withheld from payment otherwise due will be released when the basis for that withholding has been remedied and no longer exists.

(A) For Contractor's unexcused failure to perform the Work as required by the Contract Documents, including correction or completion of punch list items, City may withhold or deduct an amount based on the City's estimated cost to correct or complete the Work.

(B) For loss or damage caused by Contractor or its Subcontractors arising out of or relating to performance of the Work or any failure to protect the Project site, City may deduct an amount based on the estimated cost to repair or replace.

(C) For Contractor's failure to pay its Subcontractors and suppliers when payment is due, City may withhold an amount equal to the total of past due payments and may opt to pay that amount separately via joint check pursuant to Section 8.6(B), Joint Checks.

(D) For Contractor's failure to timely correct rejected, nonconforming, or defective Work, City may withhold or deduct an amount based on the City's estimated cost to correct or complete the Work.

(E) For any unreleased stop notice, City may withhold 125% of the amount claimed.

(F) For Contractor's failure to submit any required schedule or schedule update in the manner and within the time specified in the Contract Documents, City may withhold an amount equal to five percent of the total amount requested until Contractor complies with its schedule submittal obligations.

(G) For Contractor's failure to maintain or submit as-built documents in the manner and within the time specified in the Contract Documents, City may withhold or deduct an amount based on the City's cost to prepare the as-builts.

(H) For Work performed without Shop Drawings that have been accepted by City, when accepted Shop Drawings are required before proceeding with the Work, City may deduct an amount based on the estimated cost to correct unsatisfactory Work or diminution in value.

(I) For fines, payments, or penalties assessed under the Labor Code, City may deduct from payments due to Contractor as required by Laws and as directed by the Division of Labor Standards Enforcement.

(J) For any other costs or charges that may be withheld or deducted from payments to Contractor, as provided in the Contract Documents, including liquidated damages, City may withhold or deduct such amounts from payment otherwise due to Contractor.

**8.4 Early Occupancy.** Neither City's payment of progress payments nor its partial or full use or occupancy of the Project constitutes acceptance of any part of the Work.

**8.5 Retention.** City will retain five percent of the full amount due on each progress payment (i.e., the amount due before any withholding or deductions pursuant to Section 8.3, Adjustment of Payment Application), or the percentage stated in the Notice Inviting Bids, whichever is greater, as retention to ensure full and satisfactory performance of the Work.

Contractor is not entitled to any reduction in the rate of withholding at any time, nor to release of any retention before 35 days following City's acceptance of the Project.

(A) **Substitution of Securities.** As provided by Public Contract Code § 22300, Contractor may request in writing that it be allowed, at its sole expense, to substitute securities for the retention withheld by City. Any escrow agreement entered into pursuant to this provision must fully comply with Public Contract Code § 22300 and will be subject to approval as to form by City's legal counsel. If City exercises its right to draw upon such securities in the event of default pursuant to section (7) of the statutory Escrow Agreement for Security Deposits in Lieu of Retention, pursuant to subdivision (g) of Public Contract Code § 22300 ("Escrow Agreement"), and if Contractor disputes that it is in default, its sole remedy is to comply with the dispute resolution procedures in Article 12 and the provisions therein. It is agreed that for purposes of this paragraph, an event of default includes City's rights pursuant to these Contract Documents to withhold or deduct sums from retention, including withholding or deduction for liquidated damages, incomplete or defective Work, stop payment notices, or backcharges. It is further agreed that if any individual authorized to give or receive written notice on behalf of a party pursuant to section (10) of the Escrow Agreement are unavailable to give or receive notice on behalf of that party due to separation from employment, retirement, death, or other circumstances, the successor or delegee of the named individual is deemed to be the individual authorized to give or receive notice pursuant to section (10) of the Escrow Agreement.

(B) **Release of Undisputed Retention.** All undisputed retention, less any amounts that may be assessed as liquidated damages, retained for stop notices, or otherwise withheld pursuant to Section 8.3, Adjustment of Payment Application, will be released as Final Payment to Contractor no sooner than 35 days following recordation of the notice of completion, and no later than 60 days following acceptance of the Project by City's governing body or authorized designee pursuant to Section 11.1(C), Acceptance, or, if the Project has not been accepted, no later than 60 days after the Project is otherwise considered complete pursuant to Public Contract Code § 7107(c).

**8.6 Payment to Subcontractors and Suppliers.** Each month, Contractor must promptly pay each Subcontractor and supplier the value of the portion of labor, materials, and equipment incorporated into the Work or delivered to the Project site by the Subcontractor or supplier during the preceding month. Such payments must be made in accordance with the requirements of Laws pertaining to such payments, and those of the Contract Documents and applicable subcontract or supplier contract.

(A) **Withholding for Stop Notice.** Pursuant to Civil Code § 9358, City will withhold 125% of the amount claimed by an unreleased stop notice, a portion of which may be retained by City for the costs incurred in handling the stop notice claim, including attorneys' fees and costs, as authorized by law.

(B) **Joint Checks.** City reserves the right, acting in its sole discretion, to issue joint checks made payable to Contractor and a Subcontractor or supplier, if City determines this is necessary to ensure fair and timely payment for a Subcontractor or supplier who has provided services or goods for the Project. As a condition to release of payment by a joint check, the joint check payees may be required to execute a joint check agreement in a form provided or approved by the City Attorney's Office. The joint check payees will be jointly and severally responsible for the allocation and disbursement of funds paid by joint check. Payment by joint check will not be construed to create a contractual relationship between City and a Subcontractor or supplier of any tier beyond the scope of the joint check agreement.

- 8.7 Final Payment.** Contractor's application for Final Payment must comply with the requirements for submitting an application for a progress payment as stated in Section 8.2, above. Corrections to previous progress payments, including adjustments to estimated quantities for unit priced items, may be included in the Final Payment. If Contractor fails to submit a timely application for Final Payment, City reserves the right to unilaterally process and issue Final Payment without an application from Contractor in order to close out the Project. For the purposes of determining the deadline for Claim submission pursuant to Article 12, the date of Final Payment is deemed to be the date that City acts to release undisputed retention as final payment to Contractor, or otherwise provides written notice to Contractor of Final Payment or that no undisputed funds remain available for Final Payment due to offsetting withholdings or deductions pursuant to Section 8.3, Adjustment of Payment Application. If the amount due from Contractor to City exceeds the amount of Final Payment, City retains the right to recover the balance from Contractor or its sureties.
- 8.8 Release of Claims.** City may, at any time, require that payment of the undisputed portion of any progress payment or Final Payment be contingent upon Contractor furnishing City with a written waiver and release of all claims against City arising from or related to the portion of Work covered by those undisputed amounts subject to the limitations of Public Contract Code § 7100. Any disputed amounts may be specifically excluded from the release.
- 8.9 Warranty of Title.** Contractor warrants that title to all work, materials, or equipment incorporated into the Work and included in a request for payment will pass over to City free of any claims, liens, or encumbrances upon payment to Contractor.

## Article 9 - Labor Provisions

- 9.1 Discrimination Prohibited.** Discrimination against any prospective or present employee engaged in the Work on grounds of race, color, ancestry, national origin, ethnicity, religion, sex, sexual orientation, age, disability, or marital status is strictly prohibited. Contractor and its Subcontractors are required to comply with all applicable Laws prohibiting discrimination, including the California Fair Employment and Housing Act (Govt. Code § 12900 et seq.), Government Code § 11135, and Labor Code §§ 1735, 1777.5, 1777.6, and 3077.5.
- 9.2 Labor Code Requirements.**
- (A) **Eight Hour Day.** Pursuant to Labor Code § 1810, eight hours of labor constitute a legal day's work under this Contract.
- (B) **Penalty.** Pursuant to Labor Code § 1813, Contractor will forfeit to City as a penalty, the sum of \$25.00 for each day during which a worker employed by Contractor or any Subcontractor is required or permitted to work more than eight hours in any one calendar day or more than 40 hours per calendar week, except if such workers are paid overtime under Labor Code § 1815.
- (C) **Apprentices.** Contractor is responsible for compliance with the requirements governing employment and payment of apprentices, as set forth in Labor Code § 1777.5, which is fully incorporated by reference.
- (D) **Notices.** Pursuant to Labor Code § 1771.4, Contractor is required to post all job site notices prescribed by Laws.

**9.3 Prevailing Wages.** Each worker performing Work under this Contract that is covered under Labor Code §§ 1720, 1720.3 or 1720.9, including cleanup at the Project site, must be paid at a rate not less than the prevailing wage as defined in §§ 1771 and 1774 of the Labor Code. The prevailing wage rates are on file with the City and available online at <http://www.dir.ca.gov/dlsr>. Contractor must post a copy of the applicable prevailing rates at the Project site.

(A) **Penalties.** Pursuant to Labor Code § 1775, Contractor and any Subcontractor will forfeit to City as a penalty up to \$200.00 for each calendar day, or portion thereof, for each worker paid less than the applicable prevailing wage rate. Contractor must also pay each worker the difference between the applicable prevailing wage rate and the amount actually paid to that worker.

(B) **Federal Requirements.** If this Project is subject to federal prevailing wage requirements in addition to California prevailing wage requirements, Contractor and its Subcontractors are required to pay the higher of the currently applicable state or federal prevailing wage rates.

**9.4 Payroll Records.** Contractor must comply with the provisions of Labor Code §§ 1771.4, 1776, and 1812 and all implementing regulations, which are fully incorporated by this reference, including requirements for monthly electronic submission of payroll records to the DIR.

(A) **Contractor and Subcontractor Obligations.** Contractor and each Subcontractor must keep accurate payroll records, showing the name, address, social security number, work classification, straight time and overtime hours worked each day and week, and the actual per diem wages paid to each journeyman, apprentice, worker, or other employee employed in connection with the Work. Each payroll record must contain or be verified by a written declaration that it is made under penalty of perjury, stating both of the following:

(1) The information contained in the payroll record is true and correct; and

(2) Contractor or the Subcontractor has complied with the requirements of Labor Code §§ 1771, 1811, and 1815 for any Work performed by its employees on the Project.

(B) **Certified Record.** A certified copy of an employee's payroll record must be made available for inspection or furnished to the employee or his or her authorized representative on request, to City, to the Division of Labor Standards Enforcement, to the Division of Apprenticeship Standards of the DIR, and as further required by the Labor Code.

(C) **Enforcement.** Upon notice of noncompliance with Labor Code § 1776, Contractor or Subcontractor has ten days in which to comply with the requirements of this section. If Contractor or Subcontractor fails to do so within the ten-day period, Contractor or Subcontractor will forfeit a penalty of \$100.00 per day, or portion thereof, for each worker for whom compliance is required, until strict compliance is achieved. Upon request by the Division of Apprenticeship Standards, or the Division of Labor Standards Enforcement, these penalties will be withheld from payments then due to Contractor.

**9.5 Labor Compliance.** Pursuant to Labor Code § 1771.4, the Contract for this Project is subject to compliance monitoring and enforcement by the DIR.

## Article 10 - Safety Provisions

**10.1 Safety Precautions and Programs.** Contractor and its Subcontractors are fully responsible for safety precautions and programs, and for the safety of persons and property in the performance of the Work. Contractor and its Subcontractors must at all times comply with all applicable health and safety Laws and seek to avoid injury, loss, or damage to persons or property by taking reasonable steps to protect its employees and other persons at any Worksite, materials and equipment stored on or off site, and property at or adjacent to any Worksite.

(A) **Reporting Requirements.** Contractor must immediately notify the City of any death, serious injury or illness resulting from Work on the Project. Contractor must immediately provide a written report to City of each recordable accident or injury occurring at any Worksite within 24 hours of the occurrence. The written report must include: (1) the name and address of the injured or deceased person; (2) the name and address of each employee of Contractor or of any Subcontractor involved in the incident; (3) a detailed description of the incident, including precise location, time, and names and contact information for known witnesses; and (4) a police or first responder report, if applicable. If Contractor is required to file an accident report with a government agency, Contractor will provide a copy of the report to City.

(B) **Legal Compliance.** Contractor's safety program must comply with the applicable legal and regulatory requirements. Contractor must provide City with copies of all notices required by Laws.

(C) **Contractor's Obligations.** Any damage or loss caused by Contractor arising from the Work which is not insured under property insurance must be promptly remedied by Contractor.

(D) **Remedies.** If City determines, in its sole discretion, that any part of the Work or Project site is unsafe, City may, without assuming responsibility for Contractor's safety program, require Contractor or its Subcontractor to cease performance of the Work or to take corrective measures to City's satisfaction. If Contractor fails to promptly take the required corrective measures, City may perform them and deduct the cost from the Contract Price. Contractor agrees it is not entitled to submit a Claim for damages, for an increase in Contract Price, or for a change in Contract Time based on Contractor's compliance with City's request for corrective measures pursuant to this provision.

**10.2 Hazardous Materials.** Unless otherwise specified in the Contract Documents, this Contract does not include the removal, handling, or disturbance of any asbestos or other Hazardous Materials. If Contractor encounters materials on the Project site that Contractor reasonably believes to be asbestos or other Hazardous Materials, and the asbestos or other Hazardous Materials have not been rendered harmless, Contractor may continue Work in unaffected areas reasonably believed to be safe, but must immediately cease work on the area affected and report the condition to City. No asbestos, asbestos-containing products or other Hazardous Materials may be used in performance of the Work.

**10.3 Material Safety.** Contractor is solely responsible for complying with § 5194 of Title 8 of the California Code of Regulations, including by providing information to Contractor's employees about any hazardous chemicals to which they may be exposed in the course of the Work. A hazard communication program and other forms of warning and training about such exposure must be used. Contractor must also maintain Safety Data Sheets ("SDS") at the Project site, as required by Laws, for materials or substances used or consumed in the performance of the Work. The SDS will be accessible and available to Contractor's employees, Subcontractors, and City.

(A) **Contractor Obligations.** Contractor is solely responsible for the proper delivery, handling, use, storage, removal, and disposal of all materials brought to the Project site and/or used in the performance of the Work. Contractor must notify the Engineer if a specified product or material cannot be used safely.

(B) **Labeling.** Contractor must ensure proper labeling on any material brought onto the Project site so that any persons working with or in the vicinity of the material may be informed as to the identity of the material, any potential hazards, and requirements for proper handling, protections, and disposal.

**10.4 Hazardous Condition.** Contractor is solely responsible for determining whether a hazardous condition exists or is created during the course of the Work, involving a risk of bodily harm to any person or risk of damage to any property. If a hazardous condition exists or is created, Contractor must take all precautions necessary to address the condition and ensure that the Work progresses safely under the circumstances. Hazardous conditions may result from, but are not limited to, use of specified materials or equipment, the Work location, the Project site condition, the method of construction, or the way any Work must be performed.

**10.5 Emergencies.** In an emergency affecting the safety or protection of persons, Work, or property at or adjacent to any Worksite, Contractor must take reasonable and prompt actions to prevent damage, injury, or loss, without prior authorization from the City if, under the circumstances, there is inadequate time to seek prior authorization from the City.

## Article 11 - Completion and Warranty Provisions

### 11.1 Final Completion.

(A) **Final Inspection and Punch List.** When the Work required by this Contract is fully performed, Contractor must provide written notification to City requesting final inspection. The Engineer will schedule the date and time for final inspection, which must include Contractor's primary representative for this Project and its superintendent. Based on that inspection, City will prepare a punch list of any items that are incomplete, missing, defective, incorrectly installed, or otherwise not compliant with the Contract Documents. The punch list to Contractor will specify the time by which all of the punch list items must be completed or corrected. The punch list may include City's estimated cost to complete each punch list item if Contractor fails to do so within the specified time. The omission of any non-compliant item from a punch list will not relieve Contractor from fulfilling all requirements of the Contract Documents. Contractor's failure to complete any punch list item within the time specified in the punch list will not waive or abridge its warranty obligations for any such items that must be completed by the City or by a third party retained by the City due to Contractor's failure to timely complete any such outstanding item.

(B) **Requirements for Final Completion.** Final Completion will be achieved upon completion or correction of all punch list items, as verified by City's further inspection, and upon satisfaction of all other Contract requirements, including any commissioning required under the Contract Documents and submission of all final submittals, including instructions and manuals as required under Section 7.10, and complete, final as-built drawings as required under Section 7.11, all to City's satisfaction.

(C) **Acceptance.** The Project will be considered accepted upon City Council action during a public meeting to accept the Project, unless the Engineer is authorized to accept



the Project, in which case the Project will be considered accepted upon the date of the Engineer's issuance of a written notice of acceptance. In order to avoid delay of Project close out, the City may elect, acting in its sole discretion, to accept the Project as complete subject to exceptions for punch list items that are not completed within the time specified in the punch list.

(D) **Final Payment and Release of Retention.** Final Payment and release of retention, less any sums withheld pursuant to the provisions of the Contract Documents, will not be made sooner than 35 days after recordation of the notice of completion. If Contractor fails to complete all of the punch list items within the specified time, City may withhold up to 150% of City's estimated cost to complete each of the remaining items from Final Payment and may use the withheld retention to pay for the costs to self-perform the outstanding items or to retain a third party to complete any such outstanding punch list item.

## 11.2 Warranty.

(A) **General.** Contractor warrants that all materials and equipment will be new unless otherwise specified, of good quality, in conformance with the Contract Documents, and free from defective workmanship and materials. Contractor further warrants that the Work will be free from material defects not intrinsic in the design or materials required in the Contract Documents. Contractor warrants that materials or items incorporated into the Work comply with the requirements and standards in the Contract Documents, including compliance with Laws, and that any Hazardous Materials encountered or used were handled as required by Laws. At City's request, Contractor must furnish satisfactory evidence of the quality and type of materials and equipment furnished. Contractor's warranty does not extend to damage caused by normal wear and tear, or improper use or maintenance.

(B) **Warranty Period.** Contractor's warranty must guarantee its Work for a period of one year from the date of Project acceptance (the "Warranty Period"), except when a longer guarantee is provided by a supplier or manufacturer or is required by the Specifications or Special Conditions. Contractor must obtain from its Subcontractors, suppliers and manufacturers any special or extended warranties required by the Contract Documents.

(C) **Warranty Documents.** As a condition precedent to Final Completion, Contractor must supply City with all warranty and guarantee documents relevant to equipment and materials incorporated into the Work and guaranteed by their suppliers or manufacturers.

(D) **Subcontractors.** The warranty obligations in the Contract Documents apply to Work performed by Contractor and its Subcontractors, and Contractor agrees to be co-guarantor of such Work.

(E) **Contractor's Obligations.** Upon written notice from City to Contractor of any defect in the Work discovered during the Warranty Period, Contractor or its responsible Subcontractor must promptly correct the defective Work at its own cost. Contractor's obligation to correct defects discovered during the Warranty Period will continue past the expiration of the Warranty Period as to any defects in Work for which Contractor was notified prior to expiration of the Warranty Period. Work performed during the Warranty Period ("Warranty Work") will be subject to the warranty provisions in this Section 11.2 for a one-year period that begins upon completion of such Warranty Work to City's satisfaction.

(F) **City's Remedies.** If Contractor or its responsible Subcontractor fails to correct defective Work within ten days following notice by City, or sooner if required by the circumstances, City may correct the defects to conform with the Contract Documents at Contractor's sole expense. Contractor must reimburse City for its costs in accordance with subsection (H), below.

(G) **Emergency Repairs.** In cases of emergency where any delay in correcting defective Work could cause harm, loss or damage, City may immediately correct the defects to conform with the Contract Documents at Contractor's sole expense. Contractor or its surety must reimburse City for its costs in accordance with subsection (H), below.

(H) **Reimbursement.** Contractor must reimburse City for its costs to repair under subsections (F) or (G), above, within 30 days following City's submission of a demand for payment pursuant to this provision. If City is required to initiate legal action to compel Contractor's compliance with this provision, and City is the prevailing party in such action, Contractor and its surety are solely responsible for all of City's attorney's fees and legal costs expended to enforce Contractor's warranty obligations herein, in addition to any and all costs City incurs to correct the defective Work.

**11.3 Use Prior to Final Completion.** City reserves the right to occupy or make use of the Project, or any portions of the Project, prior to Final Completion if City has determined that the Project or portion of it is in a condition suitable for the proposed occupation or use, and that it is in its best interest to occupy or make use of the Project, or any portions of it, prior to Final Completion.

(A) **Non-Waiver.** Occupation or use of the Project, in whole or in part, prior to Final Completion will not operate as acceptance of the Work or any portion of it, nor will it operate as a waiver of any of City's rights or Contractor's duties pursuant to these Contract Documents, and will not affect nor bear on the determination of the time of substantial completion with respect to any statute of repose pertaining to the time for filing an action for construction defect.

(B) **City's Responsibility.** City will be responsible for the cost of maintenance and repairs due to normal wear and tear with respect to those portions of the Project that are being occupied or used before Final Completion. The Contract Price or the Contract Time may be adjusted pursuant to the applicable provisions of these Contract Documents if, and only to the extent that, any occupation or use under this Section actually adds to Contractor's cost or time to complete the Work within the Contract Time.

**11.4 Substantial Completion.** For purposes of determining "substantial completion" with respect to any statute of repose pertaining to the time for filing an action for construction defect, "substantial completion" is deemed to mean the last date that Contractor or any Subcontractor performs Work on the Project prior to City acceptance of the Project, except for warranty work performed under this Article.

## Article 12 - Dispute Resolution

**12.1 Claims.** This Article applies to and provides the exclusive procedures for any Claim arising from or related to the Contract or performance of the Work.

(A) **Definition.** "Claim" means a separate demand by Contractor, submitted in writing by registered or certified mail with return receipt requested, for a change in the Contract Time, including a time extension or relief from liquidated damages, or a change in the Contract Price, when the demand has previously been submitted to City in accordance with the requirements of the Contract Documents, and which has been

rejected or disputed by City, in whole or in part. A Claim may also include that portion of a unilateral Change Order that is disputed by the Contractor.

(B) **Limitations.** A Claim may only include the portion of a previously rejected demand that remains in dispute between Contractor and City. With the exception of any dispute regarding the amount of money actually paid to Contractor as Final Payment, Contractor is not entitled to submit a Claim demanding a change in the Contract Time or the Contract Price, which has not previously been submitted to City in full compliance with Article 5 and Article 6, and subsequently rejected in whole or in part by City.

(C) **Scope of Article.** This Article is intended to provide the exclusive procedures for submission and resolution of Claims of any amount and applies in addition to the provisions of Public Contract Code § 9204 and § 20104 et seq., which are incorporated by reference herein.

(D) **No Work Delay.** Notwithstanding the submission of a Claim or any other dispute between the parties related to the Project or the Contract Documents, Contractor must perform the Work and may not delay or cease Work pending resolution of a Claim or other dispute, but must continue to diligently prosecute the performance and timely completion of the Work, including the Work pertaining to the Claim or other dispute.

(E) **Informal Resolution.** Contractor will make a good faith effort to informally resolve a dispute before initiating a Claim, preferably by face-to-face meeting between authorized representatives of Contractor and City.

**12.2 Claims Submission.** The following requirements apply to any Claim subject to this Article:

(A) **Substantiation.** The Claim must be submitted to City in writing, clearly identified as a "Claim" submitted pursuant to this Article 12 and must include all of the documents necessary to substantiate the Claim including the Change Order request that was rejected in whole or in part, and a copy of City's written rejection that is in dispute. The Claim must clearly identify and describe the dispute, including relevant references to applicable portions of the Contract Documents, and a chronology of relevant events. Any Claim for additional payment must include a complete, itemized breakdown of all known or estimated labor, materials, taxes, insurance, and subcontract, or other costs. Substantiating documentation such as payroll records, receipts, invoices, or the like, must be submitted in support of each component of claimed cost. Any Claim for an extension of time or delay costs must be substantiated with a schedule analysis and narrative depicting and explaining claimed time impacts.

(B) **Claim Format and Content.** A Claim must be submitted in the following format:

(1) Provide a cover letter, specifically identifying the submission as a "Claim" submitted under this Article 12 and specifying the requested remedy (e.g., amount of proposed change to Contract Price and/or change to Contract Time).

(2) Provide a summary of each Claim, including underlying facts and the basis for entitlement, and identify each specific demand at issue, including the specific Change Order request (by number and submittal date), and the date of City's rejection of that demand, in whole or in part.

(3) Provide a detailed explanation of each issue in dispute. For multiple issues included within a single Claim or for multiple Claims submitted concurrently, separately number and identify each individual issue or Claim, and include the following for each separate issue or Claim:

- a. A succinct statement of the matter in dispute, including Contractor's position and the basis for that position;
- b. Identify and attach all documents that substantiate the Claim, including relevant provisions of the Contract Documents, RFIs, calculations, and schedule analysis (see subsection (A), Substantiation, above);
- c. A chronology of relevant events; and
- d. Analysis and basis for claimed changes to Contract Price, Contract Time, or any other remedy requested.

(4) Provide a summary of issues and corresponding claimed damages. If, by the time of the Claim submission deadline (below), the precise amount of the requested change in the Contract Price or Contract Time is not yet known, Contractor must provide a good faith estimate, including the basis for that estimate, and must identify the date by which it is anticipated that the Claim will be updated to provide final amounts.

(5) Include the following certification, executed by Contractor's authorized representative:

"The undersigned Contractor certifies under penalty of perjury that its statements and representations in this Claim submittal are true and correct. Contractor warrants that this Claim submittal is comprehensive and complete as to the matters in dispute, and agrees that any costs, expenses, or delay not included herein are deemed waived."

(C) ***Submission Deadlines.***

(1) A Claim disputing rejection of a request for a change in the Contract Time or Contract Price must be submitted within 15 days following the date that City notified Contractor in writing that a request for a change in the Contract Time or Contract Price, duly submitted in compliance with Article 5 and Article 6, has been rejected in whole or in part. A Claim disputing the terms of a unilateral Change Order must be submitted within 15 days following the date of issuance of the unilateral Change Order. These Claim deadlines apply even if Contractor cannot yet quantify the total amount of any requested change in the Contract Time or Contract Price. If the Contractor cannot quantify those amounts, it must submit an estimate of the amounts claimed pending final determination of the requested remedy by Contractor.

(2) With the exception of any dispute regarding the amount of Final Payment, any Claim must be filed on or before the date of Final Payment or will be deemed waived.

(3) A Claim disputing the amount of Final Payment must be submitted within 15 days of the effective date of Final Payment, under Section 8.7, Final Payment.

(4) Strict compliance with these Claim submission deadlines is necessary to ensure that any dispute may be mitigated as soon as possible, and to facilitate cost-efficient administration of the Project. ***Any Claim that is not submitted within the specified deadlines will be deemed waived by Contractor.***

**12.3 City's Response.** City will respond within 45 days of receipt of the Claim with a written statement identifying which portion(s) of the Claim are disputed, unless the 45-day period is extended by mutual agreement of City and Contractor or as otherwise allowed under Public Contract Code § 9204. However, if City determines that the Claim is not adequately substantiated pursuant to Section 12.2(A), Substantiation, City may first request in writing, within 30 days of receipt of the Claim, any additional documentation supporting the Claim or relating to defenses to the Claim that City may have against the Claim.

(A) **Additional Information.** If additional information is thereafter required, it may be requested and provided upon mutual agreement of City and Contractor. If Contractor's Claim is based on estimated amounts, Contractor has a continuing duty to update its Claim as soon as possible with information on actual amounts in order to facilitate prompt and fair resolution of the Claim.

(B) **Non-Waiver.** Any failure by City to respond within the times specified above will not be construed as acceptance of the Claim, in whole or in part, or as a waiver of any provision of these Contract Documents.

**12.4 Meet and Confer.** If Contractor disputes City's written response, or City fails to respond within the specified time, within 15 days of receipt of City's response or within 15 days of City's failure to respond within the applicable 45-day time period under Section 12.3, respectively, Contractor may notify City of the dispute in writing sent by registered or certified mail, return receipt requested, and demand an informal conference to meet and confer for settlement of the issues in dispute. If Contractor fails to notify City of the dispute and demand an informal conference to meet and confer in writing within the specified time, Contractor's Claim will be deemed waived.

(A) **Schedule Meet and Confer.** Upon receipt of the demand to meet and confer, City will schedule the meet and confer conference to be held within 30 days, or later if needed to ensure the mutual availability of each of the individuals that each party requires to represent its interests at the meet and confer conference.

(B) **Location for Meet and Confer.** The meet and confer conference will be scheduled at a location at or near City's principal office.

(C) **Written Statement After Meet and Confer.** Within ten working days after the meet and confer has concluded, City will issue a written statement identifying which portion(s) of the Claim remain in dispute, if any.

(D) **Submission to Mediation.** If the Claim or any portion remains in dispute following the meet and confer conference, within ten working days after the City issues the written statement identifying any portion(s) of the Claim remaining in dispute, the Contractor may identify in writing disputed portion(s) of the Claim, which will be submitted for mediation, as set forth below.

**12.5 Mediation and Government Code Claims.**

(A) **Mediation.** Within ten working days after the City issues the written statement identifying any portion(s) of the Claim remaining in dispute following the meet and confer, City and Contractor will mutually agree to a mediator, as provided under Public Contract Code § 9204. Mediation will be scheduled to ensure the mutual availability of the selected mediator and all of the individuals that each party requires to represent its interests. If there are multiple Claims in dispute, the parties may agree to schedule the mediation to address all outstanding Claims at the same time. The parties will share the costs of the mediator and mediation fees equally, but each party is otherwise solely and separately

responsible for its own costs to prepare for and participate in the mediation, including costs for its legal counsel or any other consultants.

(B) **Government Code Claims.**

(1) Timely presentation of a Government Code Claim is a condition precedent to filing any legal action based on or arising from the Contract. Compliance with the Claim submission requirements in this Article 12 is a condition precedent to filing a Government Code Claim.

(2) The time for filing a Government Code Claim will be tolled from the time Contractor submits its written Claim pursuant to Section 12.2, above, until the time that Claim is denied in whole or in part at the conclusion of the meet and confer process, including any period of time used by the meet and confer process. However, if the Claim is submitted to mediation, the time for filing a Government Code Claim will be tolled until conclusion of the mediation, including any continuations, if the Claim is not fully resolved by mutual agreement of the parties during the mediation or any continuation of the mediation.

- 12.6 Tort Claims.** This Article does not apply to tort claims and nothing in this Article is intended nor will be construed to change the time periods for filing tort-based Government Code Claims.
- 12.7 Arbitration.** It is expressly agreed, under Code of Civil Procedure § 1296, that in any arbitration to resolve a dispute relating to this Contract, the arbitrator's award must be supported by law and substantial evidence.
- 12.8 Burden of Proof and Limitations.** Contractor bears the burden of proving entitlement to and the amount of any claimed damages. Contractor is not entitled to damages calculated on a total cost basis, but must prove actual damages. Contractor is not entitled to speculative, special, or consequential damages, including home office overhead or any form of overhead not directly incurred at the Project site or any other Worksite; lost profits; loss of productivity; lost opportunity to work on other projects; diminished bonding capacity; increased cost of financing for the Project; extended capital costs; non-availability of labor, material or equipment due to delays; or any other indirect loss arising from the Contract. The Eichleay Formula or similar formula will not be used for any recovery under the Contract. The City will not be directly liable to any Subcontractor or supplier.
- 12.9 Legal Proceedings.** In any legal proceeding that involves enforcement of any requirements of the Contract Documents, the finder of fact will receive detailed instructions on the meaning and operation of the Contract Documents, including conditions, limitations of liability, remedies, claim procedures, and other provisions bearing on the defenses and theories of liability. Detailed findings of fact will be requested to verify enforcement of the Contract Documents. All of the City's remedies under the Contract Documents will be construed as cumulative, and not exclusive, and the City reserves all rights to all remedies available under law or equity as to any dispute arising from or relating to the Contract Documents or performance of the Work.
- 12.10 Other Disputes.** The procedures in this Article 12 will apply to any and all disputes or legal actions, in addition to Claims, arising from or related to this Contract, including disputes regarding suspension or early termination of the Contract, unless and only to the extent that compliance with a procedural requirement is expressly and specifically waived by City. Nothing in this Article is intended to delay suspension or termination under Article 13.

## Article 13 - Suspension and Termination

**13.1 Suspension for Cause.** In addition to all other remedies available to City, if Contractor fails to perform or correct Work in accordance with the Contract Documents, including non-compliance with applicable environmental or health and safety Laws, City may immediately order the Work, or any portion of it, suspended until the circumstances giving rise to the suspension have been eliminated to City's satisfaction.

(A) **Notice of Suspension.** Upon receipt of City's written notice to suspend the Work, in whole or in part, except as otherwise specified in the notice of suspension, Contractor and its Subcontractors must promptly stop Work as specified in the notice of suspension; comply with directions for cleaning and securing the Worksite; and protect the completed and in-progress Work and materials. Contractor is solely responsible for any damages or loss resulting from its failure to adequately secure and protect the Project.

(B) **Resumption of Work.** Upon receipt of the City's written notice to resume the suspended Work, in whole or in part, except as otherwise specified in the notice to resume, Contractor and its Subcontractors must promptly re-mobilize and resume the Work as specified; and within ten days from the date of the notice to resume, Contractor must submit a recovery schedule, prepared in accordance with the Contract Documents, showing how Contractor will complete the Work within the Contract Time.

(C) **Failure to Comply.** Contractor will not be entitled to an increase in the Contract Time or Contract Price for a suspension occasioned by Contractor's failure to comply with the Contract Documents.

(D) **No Duty to Suspend.** City's right to suspend the Work will not give rise to a duty to suspend the Work, and City's failure to suspend the Work will not constitute a defense to Contractor's failure to comply with the requirements of the Contract Documents.

**13.2 Suspension for Convenience.** City reserves the right to suspend, delay, or interrupt the performance of the Work in whole or in part, for a period of time determined to be appropriate for City's convenience. Upon notice by City pursuant to this provision, Contractor must immediately suspend, delay, or interrupt the Work and secure the Project site as directed by City except for taking measures to protect completed or in-progress Work as directed in the suspension notice, and subject to the provisions of Section 13.1(A) and (B), above. If Contractor submits a timely request for a Change Order in compliance with Articles 5 and 6, the Contract Price and the Contract Time will be equitably adjusted by Change Order pursuant to the terms of Articles 5 and 6 to reflect the cost and delay impact occasioned by such suspension for convenience, except to the extent that any such impacts were caused by Contractor's failure to comply with the Contract Documents or the terms of the suspension notice or notice to resume. However, the Contract Time will only be extended if the suspension causes or will cause unavoidable delay in Final Completion. If Contractor disputes the terms of a Change Order issued for such equitable adjustment due to suspension for convenience, its sole recourse is to comply with the Claim procedures in Article 12.

**13.3 Termination for Default.** City may declare that Contractor is in default of the Contract for a material breach of or inability to fully, promptly, or satisfactorily perform its obligations under the Contract.

(A) **Default.** Events giving rise to a declaration of default include Contractor's refusal or failure to supply sufficient skilled workers, proper materials, or equipment to perform the Work within the Contract Time; Contractor's refusal or failure to make prompt

payment to its employees, Subcontractors, or suppliers or to correct defective Work or damage; Contractor's failure to comply with Laws, or orders of any public agency with jurisdiction over the Project; evidence of Contractor's bankruptcy, insolvency, or lack of financial capacity to complete the Work as required within the Contract Time; suspension, revocation, or expiration and nonrenewal of Contractor's license or DIR registration; dissolution, liquidation, reorganization, or other major change in Contractor's organization, ownership, structure, or existence as a business entity; unauthorized assignment of Contractor's rights or duties under the Contract; or any material breach of the Contract requirements.

(B) **Notice of Default and Opportunity to Cure.** Upon City's declaration that Contractor is in default due to a material breach of the Contract Documents, if City determines that the default is curable, City will afford Contractor the opportunity to cure the default within ten days of City's notice of default, or within a period of time reasonably necessary for such cure, including a shorter period of time if applicable.

(C) **Termination.** If Contractor fails to cure the default or fails to expediently take steps reasonably calculated to cure the default within the time period specified in the notice of default, City may issue written notice to Contractor and its performance bond surety of City's termination of the Contract for default.

(D) **Waiver.** Time being of the essence in the performance of the Work, if Contractor's surety fails to arrange for completion of the Work in accordance with the Performance Bond within seven calendar days from the date of the notice of termination pursuant to paragraph (C), City may immediately make arrangements for the completion of the Work through use of its own forces, by hiring a replacement contractor, or by any other means that City determines advisable under the circumstances. Contractor and its surety will be jointly and severally liable for any additional cost incurred by City to complete the Work following termination, where "additional cost" means all cost in excess of the cost City would have incurred if Contractor had timely completed Work without the default and termination. In addition, City will have the right to immediate possession and use of any materials, supplies, and equipment procured for the Project and located at the Project site or any Worksite on City property for the purposes of completing the remaining Work.

(E) **Compensation.** Within 30 days of receipt of updated as-builts, all warranties, manuals, instructions, or other required documents for Work installed to date, and delivery to City of all equipment and materials for the Project for which Contractor has already been compensated, Contractor will be compensated for the Work satisfactorily performed in compliance with the Contract Documents up to the effective date of the termination pursuant to the terms of Article 8, Payment, subject to City's rights to withhold or deduct sums from payment otherwise due pursuant to Section 8.3, and excluding any costs Contractor incurs as a result of the termination, including any cancellation or restocking charges or fees due to third parties. If Contractor disputes the amount of compensation determined by City, its sole recourse is to comply with the Claim Procedures in Article 12, by submitting a Claim no later than 30 days following notice from City of the total compensation to be paid by City.

(F) **Wrongful Termination.** If Contractor disputes the termination, its sole recourse is to comply with the Claim procedures in Article 12. If a court of competent jurisdiction or an arbitrator later determines that the termination for default was wrongful, the termination will be deemed to be a termination for convenience, and Contractor's damages will be strictly limited to the compensation provided for termination for convenience under Section 13.4, below. Contractor waives any claim for any other damages for wrongful termination including special or consequential damages, lost



opportunity costs, or lost profits, and any award of damages is subject to Section 12.8, Burden of Proof and Limitations.

**13.4 Termination for Convenience.** City reserves the right, acting in its sole discretion, to terminate all or part of the Contract for convenience upon written notice to Contractor.

(A) **Compensation to Contractor.** In the event of City's termination for convenience, Contractor waives any claim for damages, including for loss of anticipated profits from the Project. The following will constitute full and fair compensation to Contractor, and Contractor will not be entitled to any additional claim or compensation:

(1) **Completed Work.** The value of its Work satisfactorily performed as of the date notice of termination is received, based on Contractor's schedule of values and unpaid costs for items delivered to the Project site that were fabricated for incorporation in the Work;

(2) **Demobilization.** Demobilization costs specified in the schedule of values, or if demobilization costs were not provided in a schedule of values pursuant to Section 8.1, then based on actual, reasonable, and fully documented demobilization costs; and

(3) **Termination Markup.** Five percent of the total value of the Work performed as of the date of notice of termination, including reasonable, actual, and documented costs to comply with the direction in the notice of termination for convenience, and demobilization costs, which is deemed to cover all overhead and profit to date.

(B) **Disputes.** If Contractor disputes the amount of compensation determined by City pursuant to paragraph (A), above, its sole recourse is to comply with the Claim procedures in Article 12, by submitting a Claim no later than 30 days following notice from City of total compensation to be paid by City.

**13.5 Actions Upon Termination for Default or Convenience.** The following provisions apply to any termination under this Article, whether for default or convenience, and whether in whole or in part.

(A) **General.** Upon termination, City may immediately enter upon and take possession of the Project and the Work and all tools, equipment, appliances, materials, and supplies procured or fabricated for the Project. Contractor will transfer title to and deliver all completed Work and all Work in progress to City.

(B) **Submittals.** Unless otherwise specified in the notice of termination, Contractor must immediately submit to City all designs, drawings, as-built drawings, Project records, contracts with vendors and Subcontractors, manufacturer warranties, manuals, and other such submittals or Work-related documents required under the terms of the Contract Documents, including incomplete documents or drafts.

(C) **Close Out Requirements.** Except as otherwise specified in the notice of termination, Contractor must comply with all of the following:

(1) Immediately stop the Work, except for any Work that must be completed pursuant to the notice of termination and comply with City's instructions for cessation of labor and securing the Project and any other Worksite(s).

(2) Comply with City's instructions to protect the completed Work and materials, using best efforts to minimize further costs.

(3) Contractor must not place further orders or enter into new subcontracts for materials, equipment, services or facilities, except as may be necessary to complete any portion of the Work that is not terminated.

(4) As directed in the notice, Contractor must assign to City or cancel existing subcontracts that relate to performance of the terminated Work, subject to any prior rights, if any, of the surety for Contractor's performance bond, and settle all outstanding liabilities and claims, subject to City's approval.

(5) As directed in the notice, Contractor must use its best efforts to sell any materials, supplies, or equipment intended solely for the terminated Work in a manner and at market rate prices acceptable to City.

(D) **Payment Upon Termination.** Upon completion of all termination obligations, as specified herein and in the notice of termination, Contractor will submit its request for Final Payment, including any amounts due following termination pursuant to this Article 13. Payment will be made in accordance with the provisions of Article 8, based on the portion of the Work satisfactorily completed, including the close out requirements, and consistent with the previously submitted schedule of values and unit pricing, including demobilization costs. Adjustments to Final Payment may include deductions for the cost of materials, supplies, or equipment retained by Contractor; payments received for sale of any such materials, supplies, or equipment, less re-stocking fees charged; and as otherwise specified in Section 8.3, Adjustment of Payment Application.

(E) **Continuing Obligations.** Regardless of any Contract termination, Contractor's obligations for portions of the Work already performed will continue and the provisions of the Contract Documents will remain in effect as to any claim, indemnity obligation, warranties, guarantees, submittals of as-built drawings, instructions, or manuals, record maintenance, or other such rights and obligations arising prior to the termination date.

#### Article 14 - Miscellaneous Provisions

- 14.1 Assignment of Unfair Business Practice Claims.** Under Public Contract Code § 7103.5, Contractor and its Subcontractors agree to assign to City all rights, title, and interest in and to all causes of action it may have under section 4 of the Clayton Act (15 U.S.C. § 15) or under the Cartwright Act (Chapter 2 (commencing with § 16700) of Part 2 of Division 7 of the Business and Professions Code), arising from purchases of goods, services, or materials pursuant to the Contract or any subcontract. This assignment will be effective at the time City tenders Final Payment to Contractor, without further acknowledgement by the parties.
- 14.2 Provisions Deemed Inserted.** Every provision of law required to be inserted in the Contract Documents is deemed to be inserted, and the Contract Documents will be construed and enforced as though such provision has been included. If it is discovered that through mistake or otherwise that any required provision was not inserted, or not correctly inserted, the Contract Documents will be deemed amended accordingly.
- 14.3 Waiver.** City's waiver of a breach, failure of any condition, or any right or remedy contained in or granted by the provisions of the Contract Documents will not be effective unless it is in writing and signed by City. City's waiver of any breach, failure, right, or remedy will not be deemed a waiver of any other breach, failure, right, or remedy, whether or not similar, nor will any waiver constitute a continuing waiver unless specified in writing by City.

- 14.4 Titles, Headings, and Groupings.** The titles and headings used and the groupings of provisions in the Contract Documents are for convenience only and may not be used in the construction or interpretation of the Contract Documents or relied upon for any other purpose.
- 14.5 Statutory and Regulatory References.** With respect to any amendments to any statutes or regulations referenced in these Contract Documents, the reference is deemed to be the version in effect on the date that bids were due.
- 14.6 Survival.** The provisions that survive termination or expiration of this Contract include Contract Section 11, Notice, and subsections 12.1, 12.2, 12.3, 12.4, 12.5, and 12.6, of Section 12, General Provisions; and the following provisions in these General Conditions: Section 2.2(J), Contractor's Records, Section 2.3(C), Termination, Section 3.7, Ownership, Section 4.2, Indemnity, Article 12, Dispute Resolution, and Section 11.2, Warranty.

END OF GENERAL CONDITIONS

## **Special Conditions**

### **1. Authorized Work Days and Hours.**

**1.1 Authorized Work Days.** Except as expressly authorized in writing by City, Contractor is limited to performing Work on the Project on the following days of the week, excluding holidays observed by City:

Monday  
Tuesday  
Wednesday  
Thursday  
Friday

**1.2 Authorized Work Hours.** Except as expressly authorized in writing by City, Contractor is limited to performing Work on the Project during the following hours:  
8:00 a.m. to 5:00 p.m.

**2. Pre-Construction Conference.** City will designate a date and time for a pre-construction conference with Contractor following Contract execution. Project administration procedures and coordination between City and Contractor will be discussed, and Contractor must present City with the following information or documents at the meeting for City's review and acceptance before the Work commences:

- 2.1** Name, 24-hour contact information, and qualifications of the proposed on-site superintendent;
- 2.2** List of all key Project personnel and their complete contact information, including email addresses and telephone numbers during regular hours and after hours;
- 2.3** Staging plans that identify the sequence of the Work, including any phases and alternative sequences or phases, with the goal of minimizing the impacts on residents, businesses and other operations in the Project vicinity;
- 2.4** If required, traffic control plans associated with the staging plans that are signed and stamped by a licensed traffic engineer;
- 2.5** Draft baseline schedule for the Work as required under Section 5.2, to be finalized within ten days after City issues the Notice to Proceed;
- 2.6** Breakdown of lump sum bid items, to be used for determining the value of Work completed for future progress payments to Contractor;
- 2.7** Schedule with list of Project submittals that require City review, and list of the proposed material suppliers;
- 2.8** Plan for coordination with affected utility owner(s) and compliance with any related permit requirements;
- 2.9** Videotape and photographs recording the conditions throughout the pre-construction Project site, showing the existing improvements and current condition of the curbs, gutters, sidewalks, signs, landscaping, streetlights, structures near the Project such as building faces, canopies, shades and fences, and any other features within the Project area limits;

- 2.10 If requested by City, Contractor's cash flow projections; and
- 2.11 Any other documents specified in the Special Conditions or Notice of Potential Award.

**3. Construction Manager Role and Authority.** John Rose is the Construction Manager for this Project. The Construction Manager will assist City in the management of the construction of the Project. The Construction Manager may perform services in the areas of supervision and coordination of the work of Contractor and/or other contractors, scheduling the Work, monitoring the progress of the Work, providing City with evaluations and recommendations concerning the quality of the Work, recommending the approval of progress payments to Contractor, or other services for the Project in accordance with the Construction Manager's contract with City.

- 3.1 **Communications.** Contractor must submit all notices and communications relating to the Work directly to the Project Manager in writing, as follows:

Savon Reese  
[sreese@pittsburgca.gov](mailto:sreese@pittsburgca.gov)  
Public Works Department | Engineering Division  
65 Civic Avenue, Pittsburg, CA 94565  
Tel: (925) 252-6943 | Fax: (925) 252-4814

With a copy to the Inspector:

John Rose  
[jrose@pittsburgca.gov](mailto:jrose@pittsburgca.gov)  
Public Works Department | Engineering Division  
65 Civic Avenue, Pittsburg, CA 94565  
Tel: (925) 252-6656 | Fax: (925) 252-4814

- 3.2 **On-Site Management and Communication Procedures.** The Construction Manager will provide and maintain a management team on the Project site to provide contract administration as an agent of City, and will establish and implement coordination and communication procedures among City, the Design Professional, Contractor, and others.
- 3.3 **Contract Administration Procedures.** The Construction Manager will establish and implement procedures for reviewing and processing requests for clarifications and interpretations of the Contract Documents, Shop Drawings, samples, other submittals, schedule adjustments, Change Order proposals, written proposals for substitutions, payment applications, and maintenance of logs.
- 3.4 **Pre-Construction Conference.** Contractor will attend the pre-construction conference, during which the Construction Manager will review the Contract administration procedures and Project requirements.
- 3.5 **Contractor's Construction Schedule.** The Construction Manager will review Contractor's construction schedules and will verify that each schedule is prepared in accordance with the requirements of the Contract Documents.

END OF SPECIAL CONDITIONS

## SECTION 01 10 00 – SUMMARY

### PART 1 - GENERAL

#### 1.1 SUMMARY

- A. This section describes the contract and other work, plus project requirements.
- B. Related Sections:
  - 1. Division 00 – General Conditions.

#### 1.2 CONTRACT DESCRIPTION

- A. Contract: Perform Work of Contract under stipulated sum contract with City per Contract Documents.
- B. Responsible Parties: Construction of the Project is governed by the agreement between the City and the Contractor. Statements in the specifications are directed to this contractor, who has overall responsibility for the subcontractors.
- C. Project Manager: The City will provide a Project Manager who will administer the project during the contract.

#### 1.3 WORK UNDER OTHER CONTRACTS

- A. Separate Contracts: The City may award separate contracts for performance of certain construction operations at the site. Those operations will be conducted simultaneously with the work under the Contract. The Contracts are described in Division 00 Article 2 Section 2.4 – Coordination of Work.

#### 1.4 SCHEDULE OF VALUES

- A. Schedule of Values: The Schedule of Values and Bid Schedule are described in Division 00 Article 8 – Payment. Any bid item may be deleted in total or in part prior to or after award of Contract without compensation in any form or adjustment of other bid items or prices, therefore.

#### 1.5 MISCELLANEOUS WORK

- A. Miscellaneous Work Requirements: Coordinating, handling, transporting, and installing items such as field testing of systems; leveling; furnishing, coordinating, and installing sleeves, anchors, and other embedded items; posting of signs; performing traffic routing work; providing operating and maintenance data and instruction of the City Project Manager; performing warranty work as required; and doing incidental and related work to place all systems and structures in operating condition as designed and as required by Federal, State and Local

codes and regulations. Refer to Division 00 – General Conditions for a summary of work requirements.

## 1.6 OWNER-FURNISHED PRODUCTS

### A. Owner's Responsibilities:

1. Arrange for and deliver Owner-reviewed Shop Drawings, Product Data, and Samples to Contractor.
2. Upon delivery, inspect products jointly with Contractor.
3. Submit claims for transportation damage and replace damaged, defective, or deficient items.
4. Arrange for manufacturers' warranties, inspections, and service.

### B. Contractor's Responsibilities:

1. Review Owner-reviewed Shop Drawings, Product Data, and Samples.
2. Receive and unload products at Site; inspect for completeness or damage jointly with Owner.
3. Arrange and pay for delivery to Site. Retrieve items from City Corporation Yard or other designated location, as required, and transport to site. Transport salvaged items to City Corporation Yard.
4. Handle, store, install, and finish products.
5. Repair or replace items damaged after receipt.

## 1.7 WORK SEQUENCE

- ### A. Stages: Construct Work in stages and at times to accommodate City operation requirements during the construction period; coordinate construction schedule and operations with Project Manager.

## 1.8 COOPERATION OF CONTRACTOR AND COORDINATION WITH OTHER WORK

- ### A. Coordination: Coordinate with City and any City forces, or other contractors and forces, as required by Division 00 Article 2 Section 2.4 – Coordination of Work.

## 1.9 CONTRACTOR USE OF PREMISES

- ### A. General: During the construction period the Contractor shall have full use of the premises within the "limits of work" for construction operations, including use of the site. The Contractor's use of the premises is limited only by the City's right to perform work or to retain other contractors on portions of the Project.

### B. Use of the Site:

1. Driveways and Entrances: Keep driveways and entrances serving the premises clear and available for emergency vehicles at all times.
2. Traffic and Barrier Plan: When the Contractor needs to access portions of roadways and driveways, on and adjacent to the work, Contractor is

- required to submit a traffic and barrier plan to the City for their review and approval prior to setting up any traffic control devices.
3. Stored Materials: The Contractor assumes all responsibility for protection and safekeeping of material stored on the premises. Moving stored materials which interfere with the operations of the City or other contractors is the responsibility of the Contractor.
  4. Condition of Site: Maintain work areas in a safe condition at all times, remove all graffiti and accumulated rubbish and surplus materials at the end of each work day, and clean and restore the work site at completion of the work to the condition that existed prior to the start of work.
- C. Security of the Contractor's Work Area: The security of the Contractor's work areas and its property, equipment, construction materials, and all other items contained in the Contractor's staging areas or elsewhere on the construction site shall be solely the Contractor's responsibility at all times.

#### 1.10 MAINTENANCE

- A. Contractor's Responsibility: Cost of maintenance of systems and equipment prior to Final Acceptance will be considered as included in prices bid and no direct or additional payment will be made therefore.

#### 1.11 OCCUPANCY REQUIREMENTS

- A. Early Occupancy: Whenever, in the opinion of Project Manager, Work or any part thereof is in a condition suitable for use, and the best interest of City requires such use, City may take beneficial occupancy of and connect to, open for public use, or use the Work or such part thereof. In such case, City will inspect the Work or part thereof, and issue a Certificate of Substantial Completion for that part of Work.
- B. Repairs: Prior to date of Final Acceptance of the Work by City, all necessary repairs or renewals in Work or part thereof so used, not due to ordinary wear and tear, but due to defective materials or workmanship or to operations of Contractor, shall be made at expense of Contractor, as required in Division 00 Article 11 – Completion and Warranty Provisions.
- C. Acceptance: Use by City of Work or part thereof as contemplated by this section shall in no case be construed as constituting acceptance of Work or any part thereof. Such use shall neither relieve Contractor of any responsibilities under Contract, nor act as waiver by City of any of the conditions thereof.
- D. Partial Completion: City may specify in the Contract Documents that portions of the Work, including electrical and mechanical systems or separate structures, shall be substantially completed on milestone dates prior to substantial completion of all of the Work. Contractor shall notify Project Manager in writing when Contractor considers any such part of the Work ready for its intended use



and substantially complete and request Project Manager to issue a Certificate of Substantial Completion for that part of the Work.

**PART 2 - PRODUCTS**

NOT USED

**PART 3 - EXECUTION**

NOT USED

**END OF SECTION 01 10 00**

## **SECTION 01 22 00 –UNIT PRICES**

### **GENERAL**

#### **1.1 SUMMARY**

- A. This Section specifies procedures and requirements for measurement and payment for unit price items listed on the Bid Form for each unit of work described herein.
- B. Refer to the Instruction to Bidders and Division 00 General Conditions and Division 00 Article 8 – Payment for related requirements pertaining to change orders, payments and unit prices.
- C. Prices:
  - 1. In addition to Base Bid, Bidder shall quote unit prices, in appropriate spaces on Bid Form for each unit of work as described herein. Change Orders will be based on unit prices quoted on Bid Form for applicable work.
  - 2. In event any unit price quoted appears to compare unfavorably with currently established prices for type of work, City reserves the right to require quoted price to be substantiated or adjusted prior to execution of contract.
  - 3. Unit prices listed on the Bid Form for the following items shall constitute full and complete compensation for each unit, and shall include cost of temporary and administrative work, permits, bonds, insurance, sales taxes, overhead, profit and every other expense, direct or indirect, incident to accomplishment of work under each item.

### **PRODUCTS**

NOT USED

### **EXECUTION**

#### **1.2 MEASUREMENT**

- A. Measurement of quantities for payment will be made or determined by City's Inspector.
  - 1. Volume of any material shall be based on information included with Drawings and additional measurements obtained by Inspector, or by combination of such information, or in a manner which, in the opinion of the Inspector, is best suited to obtain necessary accuracy.

2. In case of unit prices based upon weight measurement, certified weight tickets shall be supplied at time of delivery of materials.
3. Excess materials delivered to the site, but not incorporated in the work, will not be paid for.

### 1.3 UNIT PRICE ITEMS

#### A. Bid Item 1: Mobilization:

1. The Basis of Measurement: Measurement will be made as a percentage of the costs incurred according to the list submitted except that not more than 75% of the bid price shall be paid prior to the final estimate for payment being due, said remaining 25% paid upon completion of cleanup and removal with final payment.
2. Basis of Payment: The contract lump sum price paid for "Mobilization" shall include full compensation for furnishing all labor, materials, tools, equipment, and incidentals and for doing all the work involved in mobilization and demobilization, including, but not limited to, furnishing all specified contract bonds and insurance certificates, public notification, submittals, transporting equipment, sanitary restroom facilities and all other work as specified in the Standard Specifications, these Technical Specifications, and as directed by the Engineer.
3. Mobilization bid price shall not exceed 10 percent of the total bid price for payment purposes.

#### B. Bid Item 2: Traffic Control

1. The Basis of Measurement: Measurement will be made as a percentage of the costs incurred according to the list submitted except that not more than 75% of the bid price shall be paid prior to the final estimate for payment being due, said remaining 25% shall be paid upon completion of cleanup and removal with final payment.
2. Basis of Payment: The contract lump sum price paid for "Traffic Control" shall include full compensation for furnishing all labor (including a Traffic Control Plan for Pedestrians, vehicles and bicycles, and flaggers when necessary), materials (including signage, message boards, barricades, longitudinal channelizing devices, temporary ramps, cones, door hangers), tools, equipment, and incidentals and for doing all the work involved in traffic control including, but not limited to, notifications, placing, removing, storing, maintaining, moving to new locations, replacing, disposing, traffic control plans, lane closures, detours, signage, flaggers and all work necessary to provide for the convenience & safety of the public and to facilitate the performance of the contract work for the life of the project as shown on the plans, as specified in the Standard Specifications and these special provisions, and as directed by the Engineer.

3. This bid item should include traffic control for all aspects of work on Loveridge Road.

C. Bid Item 3: Construction Area Signage

1. Basis of Measurement and Payment: The contract price paid per each for "Construction Area Signage" shall include full compensation for furnishing all labor, materials, tools, equipment, and incidentals and for doing all the work involved in construction area signs, complete in place, including placing, maintaining, removing and disposing of construction area signs, or any other equipment used to protect the public or designate construction areas, as shown on the plans, as specified in the Standard Specifications and these Technical Specifications, and as directed by the Engineer.
2. Construction area signage at the beginning of roadway work shall be MUTCD C23 (CA).
3. Construction area signage at the end of roadway work shall be MUTCD G20-2.

D. Bid Item 4: Sediment & Erosion Control

1. Basis of Measurement and Payment: The contract lump sum price paid for "Sediment and Erosion Control" shall include full compensation for complying with section 01 57 23 Storm Water Pollution Prevention of these specifications including furnishing all labor, materials, tools, equipment, and incidentals for doing all the work involved in developing, preparing, obtaining approval of, revising, amending, and implementing the water pollution control plan (WPCP) and maintaining best management practices (BMP's), and for doing all the work involved in installing, constructing, maintaining, removing, and disposing of water pollution control practices, including non-storm water and waste management and materials pollution water pollution control practices, as specified in plans, the Standard Specifications, and the technical specifications, and as directed by the Engineer.

E. Bid Item 5: 2" Mill

1. Basis of Measurement and Payment: The contract unit price paid per square foot for "2" Mill" shall include full compensation for furnishing all labor, materials, tools, equipment, and incidentals, for doing all the work involved in milling two (2) inches of existing asphalt surface as shown on the Plans. The work includes but is not limited to milling, loading, and off-hauling removed material.

F. Bid Item 6: 2" HMA Overlay

1. Basis of Measurement and Payment: The contract unit price paid per ton for "2" HMA Overlay" shall include full compensation for furnishing all labor,

materials, tools, equipment, and incidentals, and for doing all the work involved in constructing a two (2) inch HMA overlay, including, tack coat, furnishing, placing, spreading, and compacting HMA (Type A per Section 32 12 16 "Asphalt Paving" and of the Technical Specifications) as specified in the project plans and technical specifications.

G. Bid Item 7: Base Repair (Revocable)

1. Basis of Measurement and Payment: The contract unit price paid per square foot for "Base Repair (Revocable)" shall include full compensation for furnishing all labor, materials, tools, equipment and incidentals, and for doing all the work involved in constructing asphalt concrete base repairs (dig outs), including cold-planning or grinding, saw cutting, excavating, loading, off-hauling, subgrade sampling, and testing according to ASTM D1557 12e-1 compaction of in-situ subgrade materials (e.g. aggregate base, native soil), compaction testing according to ASTM 06938 17a, tack coat, and furnishing, placing, spreading, and compacting HMA (Type A,  $\frac{1}{2}$ -inch maximum per Section 32 12 17 "Asphalt Pavement Rehabilitation" of the Technical Specifications).
2. Base repair work shall take place after the two (2) inch mill is complete. After the two (2) inch mill, contractor shall walk the mill area with city representative / engineer and identify areas that need base repairs. The agreed upon dimensions shall be recorded as this will be the measurement of payment and no additional work outside the agreed upon area will be paid for.
3. Base Repair shall be to the depth of existing aggregate base. According to as-builts after a two (2) inch mill, a four (4) inch deep base repair will be necessary to reach the aggregate base. HMA shall be placed in lifts not to exceed three (3) inches.

H. Bid Item 8: Traffic Striping Detail 38

1. Basis of Measurement and Payment: The price paid per linear foot for "Traffic Striping Detail 38" shall include full compensation for furnishing all labor, supervision, materials, tools, equipment and incidentals and for doing all work involved in striping detail 38 including, but not limited to, any necessary surface preparation, cat tracks, dribble lines, layout work, placing markers, placing thermoplastic, adhesive, glass beads, and all other work as shown on the Plans, as specified in the Standard Specifications and these Technical Specifications and as directed by the Engineer and no additional compensation will be allowed therefor.

I. Bid Item 9: Thermoplastic 12" White (Limit Lines/Crosswalks)

1. Basis of Measurement and Payment: The price paid per linear foot for "Thermoplastic 12" White (Limit Lines/Crosswalks)" shall include full compensation shall include full compensation for furnishing all labor, supervision, materials, tools, equipment and incidentals and for doing all work involved in striping a

12" white stripe including, but not limited to, any necessary surface preparation, cat tracks, dribble lines, layout work, placing markers, placing thermoplastic, adhesive, glass beads, and all other work as shown on the Plans, as specified in the Standard Specifications and these Technical Specifications and as directed by the Engineer and no additional compensation will be allowed therefor.

2. The 12" white stripe will be measured and paid for by the linear foot along the center line of the traffic stripe. Striping marked on the plans as 24" white stripe will be measured and paid for as two 12" white stripes.

J. Bid Item 10: Thermoplastic 12" Yellow (Limit Lines/Crosswalks)

1. Basis of Measurement and Payment: The price paid per linear foot for "Thermoplastic 12" Yellow (Limit Lines/Crosswalks)" shall include full compensation shall include full compensation for furnishing all labor, supervision, materials, tools, equipment and incidentals and for doing all work involved in striping a 12" yellow stripe including, but not limited to, any necessary surface preparation, cat tracks, dribble lines, layout work, placing markers, placing thermoplastic, adhesive, glass beads, and all other work as shown on the Plans, as specified in the Standard Specifications and these Technical Specifications and as directed by the Engineer and no additional compensation will be allowed therefor.
2. The 12" yellow stripe will be measured and paid for by the linear foot along the center line of the traffic stripe. Striping marked on the plans as 24" yellow stripe will be measured and paid for as two 12" yellow stripes.

K. Bid Item 11: Traffic Striping Detail 39

1. Basis of Measurement and Payment: The price paid per linear foot for "Traffic Striping Detail 39" shall include full compensation for furnishing all labor, supervision, materials, tools, equipment and incidentals and for doing all work involved in striping detail 39 including, but not limited to, any necessary surface preparation, cat tracks, dribble lines, layout work, placing markers, placing thermoplastic, adhesive, glass beads, and all other work as shown on the Plans, as specified in the Standard Specifications and these Technical Specifications and as directed by the Engineer and no additional compensation will be allowed therefor.
2. This bid item will be measured and paid for by the linear foot along the center line of the traffic stripes.

L. Bid Item 12: Traffic Striping Detail 39A

1. Basis of Measurement and Payment: The price paid per linear foot for "Traffic Striping Detail 39A" shall include full compensation for furnishing all labor,

supervision, materials, tools, equipment and incidentals and for doing all work involved in striping detail 39A including, but not limited to, any necessary surface preparation, cat tracks, dribble lines, layout work, placing markers, placing thermoplastic, adhesive, glass beads, and all other work as shown on the Plans, as specified in the Standard Specifications and these Technical Specifications and as directed by the Engineer and no additional compensation will be allowed therefor.

2. This bid item will be measured and paid for by the linear foot along the center line of the traffic stripes.

M. Bid Item 13: Traffic Striping Detail 9

1. Basis of Measurement and Payment: The price paid per linear foot for "Traffic Striping Detail 9" shall include full compensation for furnishing all labor, supervision, materials, tools, equipment and incidentals and for doing all work involved in striping detail 9 including, but not limited to, any necessary surface preparation, cat tracks, dribble lines, layout work, placing markers, placing thermoplastic, adhesive, glass beads, and all other work as shown on the Plans, as specified in the Standard Specifications and these Technical Specifications and as directed by the Engineer and no additional compensation will be allowed therefor.

N. Bid Item 14: Traffic Striping Detail 22

1. Basis of Measurement and Payment: The price paid per linear foot for "Traffic Striping Detail 22" shall include full compensation for furnishing all labor, supervision, materials, tools, equipment and incidentals and for doing all work involved in striping detail 22 including, but not limited to, any necessary surface preparation, cat tracks, dribble lines, layout work, placing markers, placing thermoplastic, adhesive, glass beads, and all other work as shown on the Plans, as specified in the Standard Specifications and these Technical Specifications and as directed by the Engineer and no additional compensation will be allowed therefor.

O. Bid Item 15: Traffic Striping Detail 24

1. Basis of Measurement and Payment: The price paid per linear foot for "Traffic Striping Detail 24" shall include full compensation for furnishing all labor, supervision, materials, tools, equipment and incidentals and for doing all work involved in striping detail 24 including, but not limited to, any necessary surface preparation, cat tracks, dribble lines, layout work, placing markers, placing thermoplastic, adhesive, glass beads, and all other work as shown on the Plans, as specified in the Standard Specifications and these Technical Specifications and as directed by the Engineer and no additional compensation will be allowed therefor.

## P. Bid Item 16: Pavement Markings

1. Basis of Measurement and Payment: The price paid per square foot for "Pavement Markings" shall include full compensation for furnishing all labor, supervision, materials, tools, equipment and incidentals and for doing all work involved in placing thermoplastic markings including, but not limited to, any necessary surface preparation, cat tracking, layout work, thermoplastic, glass beads, and all other work as shown on the Plans, as specified in the Standard Specifications and these Technical Specifications and as directed by the Engineer and no additional compensation will be allowed therefor. All pavement markings shall be thermoplastic.

## Q. Bid Item 17: Blue Fire Hydrant Markers

1. Basis of Measurement and Payment: The price paid per each amount for "Blue Fire Hydrant Markers" shall include full compensation for furnishing all labor, supervision, materials, tools, equipment and incidentals and for doing all work involved in placing blue raised reflective markers including, but not limited to, any necessary surface preparation, cat tracking, layout work, and all other work as shown on the Plans, as specified in the Standard Specifications and these Technical Specifications and as directed by the Engineer and no additional compensation will be allowed therefor.
2. Blue fire hydrant markers shall be placed per CA MUTCD Section 3B.11.

## R. Bid Item 18: ADA Curb Ramps

1. Basis of Measurement and Payment: The price paid per each amount for "ADA Curb Ramps" shall include full compensation for furnishing all labor, supervision, materials, tools, equipment and incidentals and for doing all work involved in removing the existing concrete sidewalk, ramp, curb, gutter, and AC pavement, and replace with new concrete ramp, sidewalk necessary to conform, retaining curb, curb, gutter, and AC plug, compaction, and all other incidental work associated with this item as shown in the plans, technical specifications, standard Caltrans plans, and as directed by the Engineer. See Sheet N-2 and N-3 in the plans for applicable details.
2. This item includes saw cutting, disposal of waste material, vandalism prevention during concrete curing time, aggregate base preparation, work around utility poles, adjusting grade of existing meter boxes, doweling into existing sidewalk, truncated domes, retaining curbs all other work as shown on the Plans, as specified in the Standard Specifications and these Technical Specifications, and as directed by the Engineer and no additional compensation will be allowed therefor.
3. Curb ramps work associated with this item shall be completed before pavement rehabilitation work begins to prevent damage to newly paved / surfaced roadway.



## S. Bid Item 19: Traffic Signal Loop Detectors

1. Basis of Measurement and Payment: The price paid per each amount for "Traffic Signal Loop Detectors" shall include full compensation for furnishing all labor, supervision, materials, tools, equipment and incidentals and for doing all work involved in removing and replacing traffic signal loop detectors, loop conductors including loop conductors leading to the detector box, and all other work as shown on the Plans, as specified in the Standard Specifications and these Technical Specifications and as directed by the Engineer and no additional compensation will be allowed therefor.
2. For City owned traffic signals where traffic signal loops are present, the Contractor shall notify the Project Manager a minimum of (1) week prior to beginning work near loops.
3. Contractor shall comply with Caltrans Standard Plan ES-5A and ES-5B when constructing detector loops.
4. Type C detector loop is designated for bike loops.

## T. Bid Item 20: Adjust Existing Facilities to Grade

1. Basis of Measurement and Payment: The price paid per each amount for "Adjust Existing Facilities to Grade" shall include full compensation for furnishing all labor, supervision, materials, tools, equipment and incidentals and for doing all work involved in adjusting existing facilities to grade, and all other work as shown on the Plans, as specified in the Standard Specifications and these Technical Specifications and as directed by the Engineer and no additional compensation will be allowed therefor.
2. Frames and covers and frames and grates of existing manholes, monuments, water valves, anodes, hand-holes, air release valves, and PG&E valves, or other facilities shall be lowered to accommodate the grinding operation and raised back up to finished grade after the surface layer of asphalt is placed at locations indicated on the plans.

## 1.4 PAYMENT

- A. Payment will be made for actual quantity of work performed at contract unit price, as directed and accepted, in accordance with requirements of the General Conditions.

**END OF SECTION 01 22 00**

**SECTION 01 23 00 – ALTERNATES****PART 1 - GENERAL****1.1 SUMMARY**

- A. This Section includes administrative and procedural requirements governing Alternates. Each Alternate is identified by number and describes the basic changes to be made in the Work.
- B. Definition: An alternate is an amount proposed by bidders and stated on the Bid Form for work defined in the Bidding Requirements that the City may elect to add to or deduct from the Base Bid amount, if the City decides to accept a corresponding change in either the amount of construction to be completed, or in the products, materials, equipment, systems, or installation methods described in the Contract Documents. The cost or credit for each alternate is the net addition to or deduction from the Contract Sum to incorporate the Alternate into the Work. No other adjustments are made to the Contract Sum.
- C. Related Requirements:
  - 1. Instruction to Bidders
  - 2. Materials and Methods Required by Alternates: Pertinent Specification Sections.

**1.2 ALTERNATE BIDS**

- A. Alternates will be accepted at option of the City; the Base Bid, including additive or deductive Alternates accepted by the City, will be an element considered in the award of the Contract.

**1.3 SCHEDULE OF ALTERNATES**

Examples Add Alternate No. x - [Name of Alternate]: Add [item described here]

- B. Deduct Alternate No. x - [Name of Alternate]: Delete [item] specified in Section[s] [\_\_\_\_], shown on Drawing[s] [\_\_\_\_].
- C. Replace Alternate No. x - [Name of Alternate]: Delete [item] specified in Section[s] [\_\_\_\_], shown on Drawing[s] [\_\_\_\_]; replace with [item] specified in Section[s] [\_\_\_\_], shown on Drawing[s] [\_\_\_\_].

**PART 2 - EXECUTION**

2.1 MODIFICATIONS TO WORK

- A. Execute accepted alternates under the same conditions as other Work of this Contract.
- B. Immediately following the award of the Contract, notify each party involved, in writing, of the status of each alternate. Indicate whether alternates have been accepted, rejected, or deferred for later consideration. Include a complete description of negotiated modifications to alternates.
- C. Modify or adjust affected adjacent Work as required to completely and fully integrate that Work into the Project.

**END OF SECTION 01 23 00**

**SECTION 01 25 00 – SUBSTITUTION PROCEDURES****PART 1 - GENERAL**

## 1.1 SUMMARY

- A. This Section includes administrative and procedural requirements for handling requests for substitutions made after award of the Contract.
- B. Related Sections:
  - 1. [Notice Inviting Bidders](#)
  - 2. [Instructions to Bidders](#)
  - 3. [Division 00 – General Conditions Article 7.](#)

## 1.2 DEFINITIONS

- A. Definitions in this Article do not change or modify the meaning of other terms used in the Contract Documents.
- B. Substitutions: Changes in products, materials, equipment, and methods of construction required by the Contract Documents proposed by the Contractor after award of the Contract are considered to be requests for substitutions.
  - 1. Substitutions will not be considered during the Bid process.
  - 2. The following are not considered to be requests for substitution:
    - a. Revisions to the Contract Documents requested by the Owner or Architect/Engineer.
    - b. Specified options of products and construction methods included in the Contract Documents.
  - 3. The following are considered to be requests for substitution:
    - a. Any manufacturer, product, process, or method identified in the Special Conditions, specifications or on the Drawings as either “or equal” or “equal products of another manufacturer when approved in advance by the Architect/Engineer per this Section 01 25 00 – Substitution Procedures”.

## 1.3 SUBMITTALS

- A. Request for Substitution (RFS) Submittal:
  - 1. Receipt:
    - a. The Architect/Engineer will consider requests for substitution (RFS) if received within thirty-five (35) calendar days after the Notice to Proceed.
    - b. Requests received after thirty-five (35) calendar days after the Notice to Proceed may be considered or rejected at the discretion of the Project Manager and/or Architect/Engineer.

1. Submit three (3) copies of each request for substitution for consideration. Submit requests in the form and according to the procedures required in [Division 00 – General Conditions](#).
2. Identify the product or the fabrication or installation method to be replaced in each request. Include related Special Conditions, Specification Section and Drawing numbers.
3. Provide complete documentation showing compliance with the requirements for substitutions, and the following information, as appropriate:
  - a. Coordination information, including a list of change or modifications needed to other parts of the Work and to construction performed by the Owner and separate contractors that will be necessary to accommodate the proposed substitution.
  - b. A detailed comparison of significant qualities of the proposed substitution with those of the Work specified. Significant qualities may include elements, such as performance, weight, size, durability, operations, maintenance, and visual effect.
  - c. Product Data, including Drawings and descriptions of products and fabrication and installation procedures.
  - d. Samples, where applicable or requested.
  - e. A statement indicating the substitution's effect on the Contractor's Construction Schedule compared to the schedule without the approval of the substitution. Indicate the effect of the proposed substitution on overall Contract Time.
  - f. Cost information, including a proposal of net change, if any, in the Contract Sum.
  - g. The Contractor's certification that the proposed substitution conforms to the requirements in the Contract Documents, in every respect and is appropriate for the applications indicated.
  - h. The Contractor's waiver of rights to additional payment or time that may subsequently become necessary because of the failure of the substitution to perform adequately.
4. Architect/Engineer Action: If necessary, the Architect/Engineer will request additional information or documentation for evaluation within fourteen (14) calendar days of receipt of a request for substitution. The Project Manager will route to the Contractor, the Architect/Engineer's acceptance or rejection of the substitution within fourteen (14) days of the receipt of the request, or receipt of addition information or documentation.

## **PART 2 - PRODUCTS**

### **2.1 SUBSTITUTIONS**

- A. Conditions: The Architect/Engineer will receive and consider the Contractor's request for substitution when one or more of the following conditions are satisfied, as determined by the Architect/Engineer. If the following conditions are not

satisfied, the Architect/Engineer will return the requests without action except to record non-compliance with these requirements:

1. Extensive revisions to the Contract Documents are not required.
  2. Proposed changes are in keeping with the general intent of the Contract Documents.
  3. The request is timely, fully documented, and properly submitted.
  4. The request is directly related to an "or-equal" clause or similar language in the Contract Documents.
  5. The requested substitution offers the Owner a substantial advantage, in cost, time, energy conservation, maintainability, or other considerations, after deducting additional responsibilities the Owner must assume. The Owner's additional responsibilities may include compensation to the Architect/Engineer for redesign and evaluation services, compensation to the Project Manager for additional management and coordination, increased cost of other construction by the Owner, and similar considerations.
  6. The specified product or method of construction cannot be provided in a manner that is compatible with other materials and where the Contractor certifies that the substitution will overcome the incompatibility.
  7. The specified product or method of construction cannot be coordinated with other materials and where the Contractor certifies that the proposed substitution can be coordinated.
  8. The specified product or method of construction cannot provide a warranty required by the Contract Documents and where the Contractor certifies that the proposed substitution provides the required warranty.
- B. The Contractor's submittal and the Architect/Engineer acceptance of Shop Drawings, Product Data, or Samples for construction activities not complying with the Contract Documents do not constitute an acceptable or valid request for substitution, nor do they constitute approval.

### **PART 3 - EXECUTION**

NOT USED

**END OF SECTION 01 25 00**

**SECTION 01 26 00 – CONTRACT MODIFICATION PROCEDURES****PART 1 - GENERAL**

## 1.1 SUMMARY

- A. This section describes general procedural requirements for alterations, modifications and extras.
- B. Related Sections:
  - 1. [Division 00 General Conditions, Articles 5, 6, and 8](#)
  - 2. [Section 01 29 00 – Payment Procedures](#)

## 1.2 GENERAL

- A. Any change in scope of work or deviation from Drawings, Special Conditions, or Specifications shall be accomplished only when authorized in writing by Project Manager.
- B. Changes in scope of Work or deviation from Drawings, Special Conditions, or Specifications may be initiated only by Contractor or Project Manager.
  - 1. Contractor may initiate changes by submitting Requests for Interpretation (RFI), Requests for Substitution (RFS), Notice of Concealed or Unknown Conditions, or Notice of Hazardous Waste Conditions.
    - a. RFIs shall be submitted to seek clarification of Contract Documents in accordance with [Section 01 26 13 – Requests for Interpretation](#).
    - b. RFSs shall be submitted in accordance with [Section 01 25 00 – Substitution Procedures](#) to request substitution of materials or methods of execution.
    - c. Notices of Concealed or Unknown Conditions shall be submitted in accordance with [Division 00 - General Conditions](#).
    - d. Notices of Hazardous Waste Conditions shall be submitted in accordance with [Division 00 - General Conditions](#).
  - 2. Contractor shall be responsible for its costs to implement and administer RFIs and RFSs throughout the Contract duration. Regardless of the number of RFIs submitted, Contractor will not be entitled to additional compensation. Contractor shall be responsible for both City's and Architect/Engineer's administrative costs for answering its RFIs where the answer could reasonably be found by reviewing the Contract Documents, as determined by City; such costs will be deducted from progress payments.
  - 3. The City may initiate changes by issuing a Supplemental Instruction.
  - 4. Project Manager may initiate changes in the Work or Contract Time by issuing Requests for Proposal (RFP) to Contractor. Such RFPs will detail all proposed changes in the Work and request a quotation of changes in Contract Sum and Contract Time from Contractor.

### 1.3 PROCEDURE

- A. Contractor shall submit RFI to Project Manager in accordance with [Section 01 26 13 – Requests for Interpretation](#). Contractor shall reference each RFI to an activity of Progress Schedule and shall note time criticality of the RFI.
1. If Contractor is satisfied with the Clarification and does not request change in Contract Sum or Contract Time, then the Clarification shall be considered executed without a change.
  2. If Contractor believes that the Clarification results in change in Contract Sum or Contract Time, Contractor shall notify Project Manager who may then deny request for change or issue RFP.
- B. Contractor shall submit RFS to Project Manager who may then approve or deny request. If denied, Project Manager shall set forth in writing reasons for the denial. Contractor may revise and resubmit submittal with a rebuttal based on Section 3400 Public Contract Code CA. The RFS should set forth:
1. Reason for substitution
  2. Any deviations from Special Conditions or specifications
  3. Cost increase or decrease
  4. Any necessary revisions to drawings/related work
  5. Schedule impacts.
- C. Contractor shall submit Notices of Concealed or Unknown Conditions to resolve unanticipated conditions incurred in the execution of the Work. Procedures in [Division 00 - General Conditions](#) shall be followed. If Project Manager determines that a change in Contract Sum or Contract Time is justified, Project Manager shall issue RFP.
- D. Contractor shall submit Notices of Hazardous Waste Conditions to resolve problems regarding hazardous materials encountered in the execution of the Work. Procedures in [Division 00 - General Conditions](#) shall be followed. If Project Manager determines that a change in Contract Sum or Contract Time is justified, Project Manager shall issue RFP.
- E. Project Manager may issue Supplemental Instruction from the Architect/Engineer to Contractor. Contractor shall not proceed with Supplemental Instruction until Project Manager approves it in writing.
1. If Contractor is satisfied with Supplemental Instruction and does not request change in Contract Sum or Contract Time, then Supplemental Instruction shall be executed without a Change Order.
  2. If Contractor believes that Supplemental Instruction results in change in Contract Sum or Contract Time, Contractor shall notify Project Manager. Project Manager may then deny request for change, cancel Supplemental Instruction or issue RFP.
- F. If Project Manager issues to Contractor an RFP, then Contractor shall respond to the RFP within fifteen (15) working days by furnishing a complete breakdown of



costs of credits, deducts, extra costs or cost savings, resulting from the change in the Work. Contractor shall itemize materials, labor, taxes, overhead and profit. Subcontract work shall be so indicated.

- G. Upon approval of RFP, Project Manager will issue a Change Order directing Contractor to proceed with extra work. If the parties do not agree on the price for an RFP, the Project Manager may decide the issue per [Division 00 - General Conditions](#).
- H. Payment shall be made as follows:
  - 1. Change Orders which increase or decrease the Contract Sum or Contract Time shall be included by Contract Modification Form, signed by Project Manager, accepted by Contractor.
  - 2. Payment shall be made for Change Order work along with other work in progress payment following completion of Change Order work. Partial completion of Change Order work shall be paid for that part completed during the period covered by the monthly payment request.

#### 1.4 COST DETERMINATION

- A. Total cost of extra work or of work omitted shall be the sum of labor cost (hourly rate plus employer paid benefits, taxes, insurance, etc.), material costs, equipment rental costs and specialist costs as defined herein plus overhead and profit as allowed herein. This limit applies in all cases of claims for extra work, whether calculating Change Orders, RFPs, or calculating claims of all types, and applies even in the event of fault, negligence, strict liability, or tort claims of all kinds, including strict liability or negligence. No other costs arising out of or connected with the performance of extra work, of any nature, may be recovered by Contractor. No special, incidental or consequential damages may be claimed or recovered against City, their officers, agents, employees, and consultants (including, but not limited to Architect/Engineer or Construction Manager), whether arising from breach of contract, negligence or strict liability, unless specifically authorized in the Contract Documents.
- B. Overhead and Profit:
  - 1. "Overhead and Profit" may also be referred to as "Markup".
  - 2. Overhead shall be defined in Paragraph 1.8 below.
  - 3. Overhead and profit on labor for extra work shall be thirty-five percent (35%).
  - 4. Overhead and profit on materials shall be fifteen percent (15%).
  - 5. Overhead and profit on equipment rental for extra work shall be fifteen percent (15%).
  - 6. When extra work is performed by a first tier subcontractor, Contractor shall receive a ten percent (10%) markup on subcontractors' total costs of extra work.
- C. Taxes:
  - 1. Contra Costa County Sales Tax shall be included.

2. Federal and Excise Tax shall not be included.

D. Owner Operated Equipment:

1. When owner-operated equipment is used to perform extra work, Contractor will be paid for equipment and operator as follows:
  - a. Payment for equipment will be made in accordance with Paragraph 1.5.C below.
  - b. Payment for cost of labor will be made at no more than rates of such labor established by collective bargaining agreements for type of worker and location of work, whether or not owner-operator is actually covered by such an agreement.

1.5 COST BREAKDOWN

A. Labor: Contractor will be paid cost of labor for workers (including forepersons when authorized by Project Manager) used in actual and direct performance of extra work. Labor rate, whether employer is Contractor, subcontractor or other forces, will be sum of following:

1. Actual Wages: Actual wages paid shall include any employer payments to or on behalf of workers for health and welfare, pension, vacation and similar purposes.
2. Labor Surcharge: Payments imposed by City, County, State and Federal laws and ordinances, and other payments made to, or on behalf of, workers, other than actual wages as defined in subparagraph 1 above, such as taxes and insurances. Labor surcharge shall be as set forth in California Department of Transportation official labor surcharges schedule which is in effect on date upon which extra work is accomplished and which schedule is incorporated herein by reference, as though fully set forth herein.

B. Material: Only materials furnished by Contractor and necessarily used in performance of extra work will be paid for. Cost of such materials will be cost, including sales tax, to purchaser (Contractor, subcontractor or other forces) from supplier thereof, except as the following are applicable:

1. If cash or trade discount by actual supplier is offered or available to purchaser, it shall be credited to City notwithstanding the fact that such discount may not have been taken.
2. For materials salvaged upon completion of extra work, salvage value of materials shall be deducted from cost, less discount, of materials.
3. If cost of a material is, in opinion of Project Manager, excessive, then cost of material shall be deemed to be lowest current wholesale price at which material is available in quantities concerned delivered to Site, less any discounts as provided in subparagraph 1 above.

C. Equipment Rental:

1. For Contractor- or subcontractor-owned equipment, payment will be made at rental rates listed for equipment in California Department of Transportation official equipment rental rate schedule which is in effect on date upon which

extra work is accomplished and which schedule is incorporated herein by reference as though fully set forth herein. For rented equipment, payment will be made based on actual rental invoices. Equipment used on extra work shall be of proper size and type. If, however, equipment of unwarranted size or type and cost is used, cost of use of equipment shall be calculated at rental rate for equipment of proper size and type. Rental rates paid shall be deemed to cover cost of fuel, oil, lubrication, supplies, small tools, necessary attachments, repairs and maintenance of any kind, depreciation, storage, insurance, and all incidentals. Unless otherwise specified, manufacturer's ratings, and manufacturer-approved modifications, shall be used to classify equipment for determination of applicable rental rates. Individual pieces of equipment or tools not listed in said publication and having a replacement value of five hundred dollars (\$500) or less, whether or not consumed by use, shall be considered to be small tools and no payment will be made therefore as payment is included in payment for labor. Rental time will not be allowed while equipment is inoperative due to breakdowns.

2. For equipment on Site, rental time to be paid for equipment shall be time equipment is in operation on extra work being performed or on standby as approved by Project Manager. The following shall be used in computing rental time of equipment:
  - a. When hourly rates are listed, less than thirty (30) minutes of operation shall be considered to be one-half (1/2) hour of operation.
  - b. When daily rates are listed, less than four (4) hours of operation shall be considered to be one-half (1/2) day of operation.
3. For equipment which must be brought to Site to be used exclusively on extra work, cost of transporting equipment to Site and its return to its original location shall be determined as follows:
  - a. City will pay for costs of loading and unloading equipment.
  - b. Cost of transporting equipment in low bed trailers shall not exceed hourly rates charged by established haulers.
  - c. Cost of transporting equipment shall not exceed applicable minimum established rates of California Public Utilities Commission.
  - d. Payment for transporting, and loading and unloading equipment as above provided will not be made if equipment is used on Work in any other way than upon extra work.
4. Rental period shall begin at time equipment is unloaded at Site of extra work and terminate at end of day on which City's Project Manager directs Contractor to discontinue use of equipment. Excluding Saturdays, Sundays, and legal holidays, unless equipment is used to perform extra work on such days, rental time to be paid shall be four (4) hours for zero (0) hours of operation, six (6) hours for four (4) hours of operation and eight (8) hours for eight (8) hours of operation, time being prorated between these parameters. Hours to be paid for equipment which is operated less than eight (8) hours due to breakdowns, shall not exceed eight (8) less number of hours equipment is inoperative due to breakdowns.

D. Work Performed by Special Forces or Other Special Services:

1. When the City's Project Manager and Contractor, by agreement, determine that special service or item of extra work cannot be performed by forces of Contractor or those of any subcontractors, service or extra work item may be performed by specialist. Invoices for service or item of extra work on basis of current market price thereof may be accepted without complete itemization of labor, material, and equipment rental costs when it is impracticable and not in accordance with established practice of special service industry to provide complete itemization. In those instances, wherein Contractor is required to perform extra work necessitating a fabrication or machining process in a fabrication or machine shop facility away from Site, charges for that portion of extra work performed in such facility may, by agreement, be accepted as a specialist billing. The City's Project Manager must be notified in advance of all off-site work. To specialist invoice price, less credit to City for any cash or trade discount offered or available, whether or not such discount may have been taken, will be added 15 percent (15%) in lieu of overhead and profit provided in Paragraph 1.4.B.

#### 1.6 FORCE-ACCOUNT

- A. City may, at any time, require Contractor to perform Work on a Force Account (time and materials, cost not to exceed) basis. When Contractor performs Force Account Work, the labor, materials and equipment used in performing such Force Account Work shall be subject to City's approval.
- B. Whenever any Force-Account work is in progress, definite price for which has not been agreed on in advance, Contractor shall report to the City's Project Manager each day in writing in detail amount and cost of labor and material used, and any other expense incurred in Force-Account work on preceding work day as required herein. No claim for compensation for Force-Account work will be allowed unless report shall have been made. City may authorize Force Account Work with specific limits on price, which Contractor shall perform up to such limit.
- C. Force Account work shall be paid as extra work under this [Section 01 26 00 – Contract Modification Procedures](#). Above described methods of determining payment for work and materials shall not apply to performance of work or furnishings of material which, in judgment of the City's Project Manager, may properly be classified under items for which prices are established in Contract.

#### 1.7 CITY FURNISHED MATERIALS

- A. City reserves right to furnish materials as it deems advisable, and Contractor shall have no claims for costs and overhead and profit on such materials.

#### 1.8 OVERHEAD DEFINED

- A. The following constitutes charges that are deemed included in overhead for all contract modifications, including Force-Account work for the entire Contract Time:

1. Drawings: Field drawings, shop drawings, etc. including submissions of drawings
2. Routine field inspection of work proposed
3. General superintendence
4. General administration and preparation of change orders
5. Computer services
6. Reproduction services
7. Salaries of project engineer, project manager, superintendent, timekeeper, storekeeper and secretaries
8. Janitorial services
9. Temporary on-site facilities
10. Offices
11. Telephones
12. Plumbing
13. Electrical: Power, lighting
14. Platforms
15. Fencing, etc.
16. Home office expenses.
17. Insurance and Bond premiums.
18. Procurement and use of vehicles and fuel used coincidentally in base bid work.
19. Surveying
20. Estimating
21. Protection of work
22. Final cleanup
23. Other incidental work
24. Labor liability insurance

#### 1.9 RECORDS AND CERTIFICATION

- A. Force-Account (cost reimbursement) charges shall be recorded daily upon Cost Breakdown for Contract Modification Form obtained from Inspector. Contractor or authorized representative shall complete and sign form. Inspector shall sign form for approval. Contract Modification Form shall provide names and classifications of workers and hours worked by each, itemize materials used, and also list size type and identification number of equipment, and hours operated, and shall indicate work done by specialists.
- B. No payment for Force-Account work shall be made until Contractor submits original invoices substantiating materials and specialist charges.
- C. City shall have the right to audit all records in possession of Contractor relating to activities covered by Contractor's claims for modification of Contract, including Force-Account work, as set forth in [Division 00 - General Conditions](#).
- D. Further, City shall have right to audit, inspect, or copy all records maintained in connection with this Contract, including financial records, in possession of

Contractor relating to any transaction or activity occurring or arising out of, or by virtue of, Contract. If Contractor is a joint venture, right of City shall apply collaterally to same extent to records of joint venture sponsor, and of each individual joint venture member.

**PART 2 - PRODUCTS**

NOT USED

**PART 3 - EXECUTION**

NOT USED

**END OF SECTION 01 26 00**

DAILY EXTRA WORK REPORT

COST BREAKDOWN FORM FOR CONTRACT MODIFICATION  
SHEET 1 OF 3

One separate form shall be used by Contractor, each first tier subcontractor and each lower tier subcontractor. One form for each shall be used for each change order. One form for each, for each day shall be used for Force-Account work.

CHANGE ORDER NUMBER: \_\_\_\_\_ DATE: \_\_\_\_\_

CHANGE ORDER DESCRIPTION: \_\_\_\_\_

\_\_\_\_\_

CONTRACTOR: \_\_\_\_\_

LABOR				
NAME	CLASSIFICATION	HOURS	RATE	TOTAL
TOTAL LABOR COSTS (Enter here and on Line 1 of Sheet 3)				

COST BREAKDOWN FORM FOR CONTRACT MODIFICATION  
SHEET 2 OF 3

MATERIALS	
DESCRIPTION	COST
TOTAL MATERIAL COSTS (Enter here and on Line 4 of Sheet 3)	

EQUIPMENT RENTAL				
SIZE AND TYPE	I.D. #	HOURS	RATE	TOTAL
TOTAL EQUIPMENT RENTAL COSTS (Enter here and on Line 8)				

SPECIALIST	
DESCRIPTION	COST
TOTAL SPECIALIST COSTS (Enter here and on Line 11)	



COST BREAKDOWN FORM FOR CONTRACT MODIFICATION  
SHEET 3 OF 3

TOTAL COSTS		
1. TOTAL LABOR COSTS		
2. 10 % of Line 1		
3. ADD Lines 1 and 2		
4. TOTAL MATERIAL COSTS		
5. 10 % of Line 4		
6. 8.25 % of line 4		
7. ADD Lines 4, 5 and 6		
8. TOTAL EQUIPMENT RENTAL COSTS		
9. 10 % of Line 8		
10. ADD Lines 8 and 9		
11. TOTAL SPECIALIST COSTS		
12. 10 % of Line 11		
13. ADD Lines 11 and 12		
14. TOTAL COST OF EXTRA WORK (ADD Lines 3, 7, 10 and 13)		

CONTRACTOR OR AUTHORIZED REPRESENTATIVE: \_\_\_\_\_

APPROVED BY INSPECTOR: \_\_\_\_\_

**SECTION 01 26 13 – REQUESTS FOR INTERPRETATION****PART 1 - GENERAL**

## 1.1 SUMMARY

- A. This section describes procedural requirements for requests for interpretation, information, and/or clarification.
- B. Related Sections:
  - 1. [Division 00 – General Conditions](#)
  - 2. [Section 01 26 00 – Contract Modification Procedures](#)

## 1.2 GENERAL

- A. Description: Submit RFI to the Project Manager promptly upon identification of need, and in reasonable time so as not to affect the progress of the Work.
- B. Submission Procedures:
  - 1. Pre-submission Review: Before submitting request to the Project Manager, conduct a review to determine that the information requested, including items submitted by subcontractors or suppliers, is not shown in the Contract Documents.
  - 2. Category of Request: Submit requests for interpretation when one or more of the following conditions occur.
    - a. Need for Clarification: When information shown or indicated in the Contract Documents is unclear in its intent.
    - b. Unforeseen Condition: Discovery of unforeseen condition or circumstance that is not shown or indicated in the Contract Documents.
    - c. Conflict Within Documents: Discovery of an apparent inconsistency, conflict, or discrepancy between different portions of the Contract Documents, where the intent cannot be reasonably inferred from information shown or indicated.
    - d. Omission: Discovery of what appears to be an omission in the Contract Documents, where the intent cannot be reasonably inferred from information shown or indicated.
    - e. Coordination Problem: Discovery of unforeseen condition in coordinating placement of work that is specifically related to the Contract Documents.
  - 3. Unacceptable Requests:
    - a. General: Do not submit RFIs for confirmation of any action already taken by the Contractor. Requests will not be accepted that imply confirmation of any unauthorized change to the Work.

- b. **Untimely Submission:** An RFI that is submitted in a belated manner without proper coordination and scheduling of the Work of related subcontractors will not be reviewed and will be returned to the Contractor.
  - c. **Submittal:** An RFI that is included as part of a submittal will not be processed; see [Section 01 33 00 – Submittal Procedures](#).
  - d. **Substitution:** An RFI that is a request for substitution will not be processed; see [Section 01 25 00 – Substitution Procedures](#).
  - e. **Exclusionary Submission:** A request that implies that specific portions of the work are assumed to be excluded or considering a separate portion of the Contract Documents in part rather than as a whole will not be processed.
- C. **Log:** Prepare and maintain the official log of RFIs. Review status of log at each job progress meeting.

## **PART 2 - PRODUCTS**

### **A. SUBMISSION REQUIREMENTS:**

1. **Request for Interpretation (RFI) Form:**
  - a. **General:** Provide a completed and legible PDF of an RFI form that includes the following required information.
  - b. **RFI Number:** Identify RFIs sequentially starting from number one (1); number re-submissions with same number as original and add letter designation A, B, C, etc., in order submitted, until resolution is achieved.
  - c. **PDF Name:** Include RFI number and reference to name of project in file name; if space allows include brief description of subject in RFI file name.
  - d. **Contractor:** Provide company name and mailing address with signature of contact person responsible for work on the subject project, certifying to review of RFI.
  - e. **Subcontractor and/or Supplier** Provide company name, mailing address, telephone number and name and email of contact person responsible for work on the subject project.
  - f. **RFI Description:**
    - 1) **General:** Describe subject of RFI completely.
    - 2) **Drawing References:** Identify specific drawing number and/or detail number or note under consideration.
    - 3) **Specifications References:** Identify specification section number and paragraph number under consideration.
    - 4) **Attachments:** Identify as required, to support description.
    - 5) **Contractor's Proposed Resolution:**
      - a) **General:** Describe suggested resolution; support with attachments as required.

- b) Cost Impact: Indicate impact on costs; explain Contractor's original basis for bid and, based on the current request, reason that additional costs should be considered.
- c) Time Impact: Indicate effect on schedule; explain Contractor's original basis for bid and, based on the current request, why a time extension should be considered.

**PART 3 - EXECUTION**

**A. PROJECT MANAGER'S RESPONSE:**

- 1. General: Project Manager will respond on the RFI Form and include attachments, as referenced. Verbal responses to such requests are to be considered informational; official written response will only be given on annotated PDF of original RFI Form.
- 2. Project Manager's Review:
  - a. General: Allow ten (10) working days after receipt. If more than ten (10) requests are received within one (1) calendar week, the Project Manager will specifically schedule and extend response time as required to accomplish the reviews.
  - b. Prioritization: If more than five (5) requests have been received by the Project Manager, the Contractor shall identify the order of requests most critical to the schedule of the Project.

**B. DISTRIBUTION:**

- 1. General: Submit PDF of original, signed copy. PDF with the official response will be returned to the Contractor.
- 2. Consultants: The Project Manager will distribute copies of requests for information to project consultants, as required for their participation. Direct communication and response between project consultants and Contractor will be considered informational only.
- 3. Response: The Contractor will make and distribute copies of the official response to subcontractors and suppliers, as required.

**END OF SECTION 01 26 13**

## SECTION 01 29 00 – PAYMENT PROCEDURES

### PART 1 - GENERAL

#### 1.1 SUMMARY

- A. This section describes the procedures for preparation and submittal of Progress Payment Requests.
- B. Related Sections:
  - 1. [Division 00 – General Conditions](#)
  - 2. [Section 01 32 16 - Construction Progress Schedule](#)

#### 1.2 REFERENCES

- A. California Public Contract Code

#### 1.3 SCOPE OF WORK

- A. Payment for the various items of the Schedule of Bid Prices, as further specified herein, shall include all compensation to be received by the Contractor for furnishing all tools, equipment, supplies, and manufactured products, and for all labor, operations, overhead and profit, applicable taxes, and incidentals appurtenant to the items of Work being described, as necessary to complete the various items of work as specified and as shown on the Drawings. No separate payment will be made for any item that is not specifically set forth in the Schedule of Bid Prices, and all costs therefore shall be included in the prices named in the Schedule of Bid Prices for the various appurtenant items of Work.
- B. Contract Prices shall be deemed to include all bonds and insurance, all appurtenances necessary to complete the required Work, including all costs for compliance with the regulations of the public agencies having jurisdiction, including Health and Safety Requirements of the California Division of Industrial Safety and the Occupational Safety and Health Administration of the U.S. Department of Labor (OSHA), and including all costs for loss or damage arising from the Work, or from action of the elements, for any unforeseen difficulties which may be encountered, and for all risks of every description connected with the prosecution of the Work until Project Completion, also for all expenses incurred in consequence of the suspension or discontinuance of the Work as provided in the Contract. Unless the Contract Documents expressly provide otherwise, the Contract Sum shall be deemed to include:
  - 1. Any and all costs arising from any unforeseen difficulties which may be encountered during, and all risks of any description connected with, prosecution of Work until acceptance by City;

2. All expenses incurred due to suspension, or discontinuance of Work as provided in Contract;
  3. Escalation to allow for cost increases between time of Contract Award and completion of Work.
- C. Whenever it is specified herein that Contractor is to do work or furnish materials of any class for which no price is fixed in the Contract, it shall be understood that Contractor is to do such work or furnish such materials without extra charge or allowance or direct payment of any sort, and that cost of doing work or furnishing materials is to be included in price bid, unless it is expressly specified herein, in particular cases, that work or material is to be paid for as extra work.
- D. Neither the payment of any estimate nor of any retained percentages shall relieve Contractor of its obligation to make good all defective work or material.

#### 1.4 DETERMINATION OF QUANTITIES

- A. Quantity of work to be paid for under any item for which a unit price is fixed in Contract shall be number, as determined by Project Manager, of units of work satisfactorily completed in accordance with Drawings, Technical Specifications, and Specifications and as directed pursuant to Drawings, Technical Specifications, and Specifications. Unless otherwise provided, determination of number of units of work so completed will be based, so far as practicable, on actual measurement or count within prescribed or ordered limits, and no payment will be made for work done outside of limits. Measurements and computations will be made by methods as City's Project Manager may consider appropriate for class of work measured.

#### 1.5 BASIS OF PAYMENT

- A. Unit Pay Quantities: When estimated quantity for specific portions of Work is listed in Bid Form, quantity of work to be paid for shall be actual number of units satisfactorily completed in accordance with Drawings, Technical Specifications, and Specifications.
- B. Lump Sum: When estimated quantity for specific portion of Work is not indicated and unit is designated as Lump Sum, payment will be on a Lump Sum basis for Work satisfactorily completed in accordance with Drawings, Technical Specifications, and Specifications.
- C. City does not expressly, or by implication, agree, warrant, or represent in any manner, that actual amount of Work will correspond with amount shown or estimated and reserves right to increase or decrease amount of any class or portion of Work, to leave out entire Bid Item or Items, or to add work not included in Bid, when in its judgment such change is in best interest of City. No change in Work shall be considered waiver of any other condition of Contract. No claim shall be made for anticipated profit, for loss of profit, for damages, or for extra payment whatever, except as otherwise expressly provided for in Contract Documents,

because of any differences between amount of work actually done and estimated amount as set forth herein, or for elimination of extra Bid Items.

- D. Monthly payment requests shall be based upon information developed at monthly Application for Payment meetings and shall be prepared by Contractor. The approved Schedule of Values will be the basis for Contractor's payment requests.
1. No partial progress payment shall be made to Contractor until all cost information requested by the City is submitted and reviewed.
  2. The following information shall also be submitted with and as part of the Contractor's progress payment application; all information, noted below, will cover the same period of the progress payment application.
    - a. Progress Schedule: Submittal of one (1) copy of the progress schedule updated to include the progress achieved as of the date of the Application for Payment in accordance with this Section.
      - 1) Contractor shall, at the time any payment request is submitted, certify in writing the accuracy of the payment request and that Contractor has fulfilled all scheduling requirements of [Division 00 – General Conditions](#) and [Section 01 32 16 - Construction Progress Schedule](#), including updates and revisions. The certification shall be executed by a responsible officer of the Contractor.
    - b. Project Record Drawings: Submit project record drawings with each progress payment application for the City's Project Manager's review. The drawings shall be returned to the Contractor within fourteen (14) calendar days of submittal.
    - c. Certified Payroll: Certified payroll for all Contractor and subcontractor staffing pursuant to Section 1776 of the California Labor Code and including all subcontractors, suppliers, or creditors for all labor and materials incorporated into the work.
    - d. Lien Releases: Conditional or Unconditional lien release for the requested payment. Unconditional lien release for the previous payment.
  3. No progress payment will be processed prior to Project Manager receiving all requested information.
- E. The City will not be liable for costs arising from the delay in making progress payments.

## 1.6 PROGRESS PAYMENT PROCEDURES

- A. If requested by Contractor, progress payments will be made monthly.

## B. Schedule of Values:

1. Within ten (10) calendar days from issuance of Notice of Award and prior to the Contractor's application for the first progress payment, the Contractor shall submit a detailed breakdown of its bid by scheduled Work items and/or activities. This breakdown shall be referred to as the Schedule of Values.
2. If City's Project Manager requires substantiating data, Contractor shall submit information requested by Project Manager, with cover letter identifying Project, payment request number and date, and detailed list of enclosures. Contractor shall submit one copy of substantiating data and cover letter for each Payment request submitted.

## C. Payment Requests:

1. On or about the 25<sup>th</sup> of each month, the Contractor may submit to the City's Project Manager one (1) copy of an itemized Application of Payment on a standard form acceptable to the City's Project Manager covering the Work completed as of the date of the Application for payment. The following information and/or documentation will be provided as part of the Application for Payment:
  - a. Payment requests may include, but not necessarily limited to the following:
    - 1) Materials, equipment, and labor incorporated into the Work, less any previous payments for the same;
    - 2) A maximum of ninety percent (90%) of the cost of major equipment, if purchased and delivered to the site or stored offsite, as under control of the City, but not installed by the Contractor.
    - 3) Contractor's application for payment shall be accompanied by a bill of sale, invoice, or other documentation warranting that the City has received the materials and equipment free and clear of all liens and evidence that the materials and equipment area covered by appropriate property insurance and other arrangements to protect the City's interest therein.
  - b. Such requests for progress payments shall be based upon Schedule of Values prices of all labor and materials incorporated in the Work during the preceding one-month period, less the aggregate of previous payments.
  - c. Each payment request shall list each Change Order executed prior to the date of submission, including the Change Order Number, a description of the work activities, consistent with the descriptions of original work activities.
    - 1) Contractor shall submit a monthly Change Order status log to the City's Project Manager as part of that Progress Payment Request.
2. Monthly progress payments shall be made, based on total value of activities completed or partially completed, as determined by City with participation of Contractor, and based upon approved activity costs. Accumulated retainage will be shown as separate item in payment summary. If Contractor fails or



refuses to participate in construction progress evaluation with City, Contractor shall not receive current payment until Contractor has participated fully in providing construction progress information and schedule update information for City.

D. Progress Payments:

1. Upon receiving Contractor's payment request, Project Manager will review the payment request and make necessary adjustments to percent of completion of each activity. One copy will be returned to Contractor with description of adjustments made. All parties will update percentage of completion values in the same manner, i.e., express value of an accumulated percentage of completion to date.
2. The payment request may be reviewed by Project Manager for the purpose of determining that the payment request is a proper payment request, and shall be rejected, revised or approved by Project Manager pursuant to the cost breakdown prepared in accordance with this Section.
3. If it is determined that the payment request is not a proper payment request suitable for payment, Project Manager shall return it to the Contractor as soon as practicable, but no later than seven (7) working days after receipt, together with a document setting forth in writing the reasons why the payment request is not proper. If Project Manager determines that portions of the payment request are not proper or not due under the Contract Documents, then Project Manager may approve the other portions of the payment request and, in the case of disputed items or defective work not remedied, may withhold up to 150% of the disputed amount from the progress payment.
4. Pursuant to Public Contract Code, Section 20104.50, if City fails to make any progress payment within thirty (30) days after receipt of an undisputed and properly submitted payment request from a contractor, City shall pay interest to the Contractor equivalent to the legal rates set forth in subdivision (a) of Section 685.010 of the Code of Civil Procedure. The thirty (30) day period shall be reduced by the number of days by which City exceeds the seven (7) day return requirement set forth herein.
5. As soon as practicable after approval of each request for progress payment, City will pay to Contractor in manner provided by law, the amounts provided for below:
  - a. City shall pay an amount equal to ninety percent (90%) of Project Manager's estimate, which amount shall remain in effect until such time, if any, that the retention is reduced by Project Manager pursuant to the other provisions of this paragraph.
  - b. At any time after fifty percent (50%) in value of the Work as set forth in the Schedule of Values has been completed and the retained funds are equal to five percent (5%) of the Contract Sum (including Change Orders, if applicable), and if the progress of the Work under the Progress Schedule is satisfactory, Project Manager may, at its sole discretion, but shall not be obligated to, authorize any remaining

- progress payment to be made in the amount of ninety-five percent (95%) of the amount approved for payment.
- c. When Project Manager determines that at least ninety-five percent (95%) in value of the Work as set forth in the Schedule of Values is completed, Project Manager may, at its sole discretion, but shall not be obligated to, reduce the amount of the retained funds to one hundred twenty-five percent (125%) of the value of the Work yet to be completed, as determined by Project Manager.
  - d. After all Work is completed in accordance with Contract, the remaining retention amount shall be paid to the Contractor in accordance with Paragraph 1.9, below.
  - e. If a lesser payment amount is provided in the Contract Documents, such lesser amount shall apply instead of the amounts set forth above in this paragraph.
  - f. Progress payments may at any time be withheld if, in judgment of Project Manager, Work is not proceeding in accordance with Contract, or Contractor is not complying with requirements of Contract, or to comply with stop notices or to offset liquidated damages accruing or expected.
6. Retention will not be reduced if Contractor, in the opinion of the Project Manager, is behind schedule. If retention is reduced at any point during Contract and Contractor subsequently falls behind schedule, retention may be raised back to original percentage.
  7. Before any progress payment or final payment is made, the Contractor may be required to submit satisfactory evidence that Contractor is not delinquent in payments to employees, subcontractors, suppliers, or creditors for labor and materials incorporated into Work.
  8. City reserves and shall have the right to withhold payment for any equipment and/or specifically fabricated materials that, in the sole judgment of Project Manager, is not adequately and properly protected against weather and/or damage, prior to or following incorporation into the Work.
  9. Approval of progress payment and payment by City, or receipt thereof by Contractor, shall not be understood as constituting in any sense acceptance of Work or of any portion thereof, and shall in no way lessen liability of Contractor to replace unsatisfactory work or material, though unsatisfactory character of work or material may have been apparent or detected at time payment was made.
  10. When City shall charge sum of money against Contractor under any provision of Contract, amount of charge shall be deducted and retained by City from amount of next succeeding progress payment or from any other monies due or that may become due Contractor under Contract. If, on completion or termination of Contract, such monies due Contractor are found insufficient to cover City's charges against Contractor, City shall have right to recover balance from Contractor or Sureties.

## 1.7 SUBSTITUTION OF SECURITIES IN LIEU OF RETENTION

- A. Pursuant to provisions of Public Contract Code, Section 22300, substitution of securities for any monies withheld under Contract to insure performance is permitted under the following conditions:
1. At request and expense of Contractor, securities listed in Section 16430 of the Government Code, bank or savings and loan certificates of deposit, interest bearing demand deposit accounts, standby letters of credit, or any other security mutually agreed to by Contractor and City which are equivalent to the amount withheld under retention provisions of Contract shall be deposited with Controller or with a state or federally chartered bank in California, as the escrow agent, who shall then pay such monies to Contractor. Upon satisfactory completion of Contract, securities shall be returned to Contractor.
  2. Alternatively, Contractor may request and City shall make payment of retentions earned directly to the escrow agent at the expense of the Contractor. At the expense of the Contractor, the Contractor may direct the investment of the payments into securities and the Contractor shall receive the interest earned on the investments upon the same terms provided for in this section for securities deposited by the Contractor. Upon satisfactory completion of the Contract, the Contractor shall receive from escrow agent all securities, interest, and payments received by the escrow agent from City, pursuant to the terms of this section. The Contractor shall pay to each subcontractor, not later than twenty (20) days after receipt of the payment, the respective amount of interest earned, net of costs attributed to retention withheld from each subcontractor, on the amount of retention withheld to insure the performance of the Contractor.
  3. Contractor shall be beneficial owner of securities substituted for monies withheld and shall receive any interest thereon.
  4. Contractor shall enter into escrow agreement with Controller according to Document 00 53 00 - Escrow Agreement for Security Deposits in Lieu of Retention, as authorized under Public Contract Code, Section 22300, specifying amount of securities to be deposited, terms and conditions of conversion to cash in case of default of Contractor, and termination of escrow upon completion of Contract.

## 1.8 APPLICATION FOR PAYMENT OF SUBSTANTIAL COMPLETION

- A. Following issuance of the Certificate of Substantial Completion, submit an Application for Payment.
1. This application shall reflect Certificates of Partial Substantial Completion issued previously for City occupancy of designated portions of the Work.
  2. Administrative actions and submittals that shall precede or coincide with this application include:
    - a. Occupancy permits and similar approvals.

- b. Warranties, guarantees, and maintenance agreements.
- c. Test/adjust/balance records.
- d. Operations and Maintenance instructions.
- e. Meter readings.
- f. Startup performance reports.
- g. Changeover information related to City's occupancy, use, operation, and maintenance.
- h. Final cleaning.
- i. Application for reduction of retainage and consent of surety.
- j. Final progress photographs.
- k. List of incomplete Work, recognized as exceptions to Architect/Engineer's Certificate of Substantial Completion.

## 1.9 FINAL PAYMENT

- A. As soon as practicable after all required Work is completed in accordance with Contract, including Contractor maintenance after Final Acceptance, City will pay to Contractor, in manner provided by law, unpaid balance of contract price of Work, or whole contract price of Work if no progress payment has been made, determined in accordance with terms of Contract, less sums as may be lawfully retained under any provisions of Contract or by law.
- B. Prior progress payments shall be subject to correction in the final payment. Project Manager's determination of amount due as final payment shall be final and conclusive evidence of amount of Work performed by Contractor under Contract, and shall be full measure of compensation to be received by Contractor.
- C. Contractor and each assignee under an assignment in effect at time of final payment shall execute and deliver at time of final payment and as a condition precedent to final payment, Document 00 52 13 – Agreement Form, and Release of Any and All Claims, discharging City of Pittsburg, their officers, agents, employees, and consultants (including, but not limited to Architect/Engineer and Construction Manager) of and from liabilities, obligations, and claims arising under Contract.
- D. Final Payment Application: Administrative actions and submittals that must precede or coincide with submittal of the final Application for Payment include the following:
  - 1. Completion of Project closeout requirements.
  - 2. Completion of items specified for completion after Substantial Completion.
  - 3. Ensure that unsettled claims will be settled.
  - 4. Ensure that incomplete Work is not accepted and will be completed without undue delay.
  - 5. Transmittal of required Project construction records to the City.
  - 6. Certified property survey.
  - 7. Proof that taxes, fees, and similar obligations were paid.
  - 8. Removal of temporary facilities and services.

9. Removal of surplus materials, rubbish, and similar elements.
10. Change of door locks to City's access.
11. All as-built drawings.
12. Lien releases from Contractor and subcontractors.

#### 1.10 EFFECT OF PAYMENT

- A. Payment will be made by City, based on Project Manager's observations at the site and the data comprising the Application for Payment. Payment will not be a representation that Project Manager has:
  1. made exhaustive or continuous on-site inspections to check the quality or quantity of Work;
  2. reviewed construction means, methods, techniques, sequences or procedures;
  3. reviewed copies of requisitions received from subcontractors and material suppliers and other data requested by City to substantiate Contractor's right to payment; or
  4. made examination to ascertain how or for what purpose Contractor has used money previously paid on account of the Contract Sum.

#### **PART 2 - PRODUCTS**

NOT USED

#### **PART 3 - EXECUTION**

NOT USED

**END OF SECTION 01 29 00**

**SECTION 01 31 00 – PROJECT MANAGEMENT AND COORDINATION****PART 1 - GENERAL**

## 1.1 SUMMARY

- A. This section describes requirements for coordination and meetings.
- B. Related Sections:
  - 1. [Division 00 – General Conditions, Article 2](#)
  - 2. [Section 01 32 16 - Construction Progress Schedule](#)

## 1.2 COORDINATION

- A. The Contractor shall be responsible for all Project coordination.
- B. Duties of Contractor:
  - 1. Coordinate Work of all subcontractors.
  - 2. Establish on-site lines of authority and communication. Schedule and conduct progress meetings with City and subcontractors.
  - 3. Construction schedules:
    - a. Prepare detailed schedule of operations of all subcontractors on Project in accordance with [Section 01 32 16 – Construction Progress Schedule](#).
    - b. Monitor and update schedules as Work progresses.
    - c. Observe Work to monitor compliance with schedule.
  - 4. Temporary facilities:
    - a. Prepare temporary facilities site plan for City's approval.
    - b. Allocate space for temporary structures furnished by subcontractors.
    - c. Monitor use of temporary utilities.
    - d. Verify that adequate services are provided to comply with requirements for Work and climatic conditions.
    - e. Coordinate traffic control.
    - f. Administer traffic and parking controls.
  - 5. Changes:
    - a. Recommend necessary or desirable changes to Architect/Engineer.
    - b. Review subcontractor's request for changes and for substitutions.
    - c. Submit recommendations to Architect/Engineer, through the Project Manager.
    - d. Process Change Orders.
  - 6. Permits and fees: Verify that subcontractors have obtained permits for inspections.
  - 7. Review all Shop Drawings, Product Data, and Samples for compliance with Contract Documents prior to submittal to Project Manager.

8. Interpretation of Contract Documents:
  - a. Consult with Project Manager and Architect/Engineer to obtain interpretations.
  - b. Assist in resolution of questions which may arise.
  - c. Transmit written interpretations to concerned parties.
9. Maintain reports and records at Project Site:
  - a. Daily log progress of Work; make available to Project Manager and Architect/Engineer.
  - b. Records.
  - c. Contracts.
  - d. Purchases.
  - e. Materials and equipment.
  - f. Applicable handbooks, codes and standards.
  - g. Obtain information from subcontractors and maintain record documents. Assemble documentation for handling of claims and disputes.
10. Verify that specified cleaning is done during progress of Work and at completion of each contract.
11. For project requiring building permit, coordinate with the Building Division, City of Pittsburg, for inspections.
12. Start-up:
  - a. Direct the checkout of utilities, operational systems and equipment.
  - b. Assist in initial start-up testing.
  - c. Record dates of start of operation of systems and equipment.
  - d. Submit to City written notice of beginning of Warranty period for equipment put in service.

### 1.3 COORDINATION REQUIREMENTS

- A. Coordination: Contractor shall coordinate the Work as stated in the [Division 00 – General Conditions](#). Contractor shall also coordinate Work under the Contract with work under separate contracts by City. Contractor shall cooperate with City and others as directed by City in scheduling and sequencing the incorporation into the Work of City Furnished/Contractor installed products identified in the Contract Drawings, Special Conditions, and Specifications.
- B. Relationship of Contract Documents: Drawings, Special Conditions, Specifications, and other Contract Documents in the Project Manual are intended to be complementary. What is required by one shall be as if required by all. What is shown or required, or may be reasonably inferred to be required, or that is usually and customarily provided for similar work, shall be included in the Work.
- C. Discrepancies in Contract Documents: In the event of error, omission, ambiguity or conflict in Drawings, Special Conditions, or Specifications, Contractor shall bring the matter to the Architect/Engineer's attention, through the Project Manager, in a timely manner, for the Architect/Engineer's determination and direction in accordance with provisions of [Division 00 – General Conditions](#).

- D. Construction Interfacing and Coordination: Layout, scheduling and sequencing of Work shall be solely Contractor's responsibility. Contractor shall bring together the various parts, components, systems, and assemblies as required for the correct interfacing and integration of all elements of Work.
- E. Contractor shall coordinate Work to correctly and accurately connect abutting adjoining, overlapping and related elements, including work under separate contracts by City, utility agencies and companies.

#### 1.4 COORDINATION OF SUBCONTRACTS AND SEPARATE CONTRACTS

- A. Superintendence of Work: Contractor shall appoint a field superintendent who shall directly supervise and coordinate Work shown on the Drawings, Special Conditions, and in the Specifications at all times. In order to maintain an uninterrupted construction schedule, the field superintendent shall not be replaced by the Contractor, for other than extenuating circumstances, without prior approval by the Architect/Engineer and/or City.
- B. Subcontractors, Trades and Materials Suppliers: Contractor shall require all subcontractors, trades, crafts and suppliers to coordinate their portions of Work with the Superintendent, Engineer and Construction Project Manager to prevent scheduling, sequencing, dimensional and other conflicts and omissions.
- C. Coordination with Work under Separate Contracts: Contractor shall coordinate and schedule Work under the Contract with work being performed for Project under separate contracts by City, serving utilities and public agencies. Contractor shall make direct contacts with parties responsible for work of the Project under separate contracts, in order to provide timely notifications and to facilitate information exchanges.

#### 1.5 PRECONSTRUCTION CONFERENCE

- A. Project Manager will call for and administer Preconstruction Conference at time and place to be announced. Conference will occur as soon after award as can be reasonably scheduled.
- B. Contractor, all subcontractors, and major suppliers shall attend Preconstruction Conference.
- C. Agenda will include, but not be limited to, the following items:
  - 1. Lines of Communication
  - 2. Schedules
  - 3. Employment Goals
  - 4. Personnel
  - 5. Use of premises
  - 6. Location of Contractor's on-site facilities
  - 7. Project access



8. Employee parking
9. Security
10. NPDES Storm Water Pollution Prevention BMPs
11. Contractor's Questions
12. Housekeeping
13. Submittals
14. Inspection and testing procedures, on-site and off-site
15. Utility shutdown procedures
16. Control and reference point survey procedures
17. Injury and Illness Prevention Program
18. Contractor's Initial CPM Schedule
19. Preparation of Record Documents.

- D. Project Manager will distribute copies of minutes to attendees. Attendees shall have five (5) working days to submit comments or additions to minutes. Minutes will constitute final memorialization of results of the Preconstruction Conference.

## 1.6 SCHEDULING MEETINGS

- A. Meet with Project Manager no later than Start Date of Contract and conduct initial review of Contractor's Initial Progress Schedule submittal, draft Shop Drawing and Sample Submittal Schedule, and draft Schedule of Values ("Schedule Review Meeting").
- B. Authorized representative in Contractor's organization, designated in writing, who will be responsible for working and coordinating with Project Manager's representative(s) relative to preparation and maintenance of Progress Schedule, shall attend initial Schedule Review Meeting.
- C. Contractor shall, within thirty (30) calendar days from the Notice to Proceed date, meet with City to review Contractor's Original CPM Schedule submittal, and final Shop Drawing and Sample Submittal Schedule, and final Schedule of Values.
  1. Contractor shall have its manager, superintendent, scheduler, and key subcontractor representatives, as required by City, in attendance. The meeting will take place over a continuous one-day period.
  2. City's review of Schedule Submittals will be limited to conformance to Contract requirements, including, but not limited to, coordination requirements. However, review may also include:
    - a. Clarifications of Contract Requirements
    - b. Directions to include activities and information missing from submittal
    - c. Requests to Contractor to clarify its schedule
  3. Within five (5) working days of the initial Schedule Review Meeting, Contractor shall respond in writing to all questions and comments expressed by City at the meeting.
- D. Project Manager will administer scheduling meetings and shall distribute minutes of scheduling meetings to attendees. Attendees shall have five (5) working days

to submit comments or additions to minutes. Minutes will constitute final memorialization of results of the scheduling meetings.

#### 1.7 PROGRESS MEETINGS

- A. A progress meeting will be held weekly to review the schedule update submittal and progress payment application. At this meeting, at a minimum, the following items will be reviewed:
1. Previous meeting notes.
  2. Percent complete of each activity
  3. Time impact evaluations for Change Orders and Time Extension Request
  4. Actual and anticipated activity sequence changes
  5. Actual and anticipated duration change
  6. Actual and anticipated contractor delays
  7. Interface requirement
  8. Status on submittals
  9. Documentation of information for payment request.
- B. These meetings are considered a critical component of overall monthly schedule update submittal and Contractor shall have appropriate personnel attend. At a minimum, these meetings shall be attended by Contractor's General Superintendent and Scheduler.
- C. Project Manager will record and distribute minutes to Contractor, Building and/or Special Inspector, Architect/Engineer, and all other participants, and those affected by decisions made at the meeting, within five (5) working days after the meeting. Attendees shall have five (5) working days to submit comments or additions to the minutes. The Minutes will constitute final memorialization of the results of the progress meeting.

#### 1.8 SPECIAL MEETINGS

- A. Special meetings may be called by any party by notifying all desired participants, Project Manager, and Building and/or Special Inspector five (5) working days in advance, giving reason for meeting. Special Meetings may be held without advance notice in emergency situations.
- B. At any time during the progress of the Work, any party shall have the right to require attendance at conference, and notice of such conference shall be duly observed and complied with by Contractor.
- C. Contractors shall schedule and conduct coordination meetings as necessary to discharge coordination responsibilities in [Division 00 – General Conditions](#). Project Manager shall be given five (5) working days written notice of coordination meetings. Contractors shall maintain minutes of coordination meetings. Attendees shall have five (5) working days to submit comments or additions to minutes. Minutes will constitute final memorialization of results of the meetings.

**PART 2 - PRODUCTS**

NOT USED

**PART 3 - EXECUTION**

NOT USED

**END OF SECTION 01 31 00**

**SECTION 01 32 00 – CONSTRUCTION PROGRESS DOCUMENTATION****PART 1 - GENERAL**

## 1.1 SUMMARY

## A. Section Includes:

1. Preconstruction photographs and videos.
2. Periodic construction photographs and videos.

## B. Submittals:

1. Key Plan: Submit key plan of project site and construction with notation of vantage points marked for location and direction of each photograph and video.
2. Construction Photographs: Submit digital copy of photographs in PDF and JPEG form in a CD or a USB flash drive with a folder containing pictures of each street in subfolders.
3. Identification: Identify the project by Contract Number. Identify each photograph by naming it according to the station number on the drawings. Example: Sta 10+00 looking northeast; Sta 12+30 looking west.
4. Digital Images:
  - a. General: Identify electronic media with date photographs were taken. Submit images that have same aspect ratio as the sensor, uncropped.
  - b. Usage Rights: Submit statement of transfer copyright usage rights to City allowing unlimited reproduction of photographic documentation.
5. Video:
  - a. General: Submit videos on acceptable electronic transfer medium to the Project Manager, accompanied by a detailed log, including descriptions and corresponding counter numbers to facilitate the quick location of information. Videos will be maintained by the Project Manager during construction and may be viewed at any time by Contractor upon request. Upon final acceptance, the videos will become the permanent property of the City.
  - b. Submit video documentations to the Project Manager prior to start of construction work and as otherwise required.
  - c. Usage Rights: Submit statement of transfer copyright usage rights to City allowing unlimited reproduction of videographic documentation.

**PART 2 - PRODUCTS**

## 2.1 PHOTOGRAPHIC MEDIA

- A. Digital Images: Provide images capable of a digital capture resolution of not less than 2240x1680 - 4 Megapixels.

- B. Videos: Provide videos in high resolution digital format with audio capability.

### **PART 3 - EXECUTION**

#### **3.1 CONSTRUCTION PHOTOGRAPHS**

- A. General: Take photographs using the maximum range of depth of field, and that are in focus, to clearly show the Work. Photographs with blurry or out-of-focus areas will not be accepted.
- B. Key Plan: Maintain with each set of construction photographs that identifies each photographic location.
- C. Digital Images:
  - 1. General: Submit digital images exactly as originally recorded in the digital camera, without alteration, manipulation, editing, or modifications using image-editing software.
  - 2. Date and Time: Include date and time in filename for each image.
  - 3. Field Office Images: Maintain one set of images on acceptable electronic transfer medium in the field office at Project Site, available at all times for reference. Identify images same as for those submitted to Project Manager.
- D. Preconstruction Photographs:
  - 1. General: Before starting construction, take color photographs of Project site and surrounding properties, including existing items to remain during construction, from different vantage points, as directed by Project Manager.
  - 2. Construction Limits: Flag before taking construction photographs.
  - 3. Adjacent Conditions:
    - a. General: Take three (3) color photographs, from different views, to show existing conditions adjacent to property before starting the Work.
    - b. Existing Buildings: Take three (3) color photographs, different views, of existing buildings either on or adjoining property to accurately record physical conditions at start of construction.

#### **3.2 CONSTRUCTION VIDEOS**

- A. Preconstruction Videos: Document existing conditions of adjacent areas (curbs, gutters, sidewalks, driveways, private improvements immediately adjacent to the project site, roadway pavement, access roads, landscaping, etc.) that might be affected by construction operations. Take care to record all existing conditions which exhibit deterioration, imperfections, structural failures, or situations that would be considered substandard.
- B. All Videos: Provide temporary lighting as necessary to properly videotape areas where natural lighting is insufficient (shadows, etc.). Include an audio soundtrack to provide the following information:

1. Detailed description of location being viewed.
2. Direction (N, E, S, W, looking up, looking down, etc.) of camera view.
3. Date, time, temperature, environmental conditions at time of videotaping.
4. Describe in detail areas not readily visible by video. Unless otherwise approved by the Project Manager, do not perform videotaping during inclement weather or when the ground is covered partially or totally with leaves or debris.

**END OF SECTION 01 32 00**

**SECTION 01 32 16 – CONSTRUCTION PROGRESS SCHEDULE****PART 1 - GENERAL**

## 1.1 SUMMARY

- A. Scheduling of Work under this Contract shall be performed by Contractor in accordance with requirements of this Section.
  - 1. Development of schedule, cost and resource loading of the schedule, monthly payment requests and project status reporting requirements of the Contract shall employ scheduling as required in this Document.
  - 2. The Schedule shall be cost loaded based on Schedule of Values as approved by City.
  - 3. Submit schedules and reports as specified in [Division 00 – General Conditions](#).
- B. Upon Award of Contract, Contractor shall immediately commence development of Initial Schedule to ensure compliance with schedule submittal requirements.
- C. Related Sections
  - 1. [Contract](#)
  - 2. [Division 00 – General Conditions, Article 5](#)
  - 3. [Section 01 10 00 – Summary](#)
  - 4. [Section 01 29 00 – Payment Procedures](#)
  - 5. [Section 01 31 00 – Project Management and Coordination](#)
  - 6. [Section 01 33 00 – Submittal Procedures](#)

## 1.2 GENERAL

- A. Progress Schedule shall be based on and incorporate milestone and completion dates specified in Contract Documents.
- B. Overall time of completion and time of completion for each milestone shown on Progress Schedule shall adhere to times in the [Contract](#), unless an earlier (advanced) time of completion is requested by Contractor and agreed to by City. Any such agreement shall be formalized by a Change Order.
  - 1. City is not required to accept an earlier (advanced) schedule, i.e., one that shows early completion dates for the Contract Times.
  - 2. Contractor shall not be entitled to extra compensation in event agreement is reached on an earlier (advanced) schedule and Contractor completes its Work, for whatever reason, beyond completion date shown in earlier (advanced) schedule but within the Contract Times.
  - 3. A schedule showing the work completed in less than the Contract Times, which has been accepted by City, shall be considered to have Project Float. The Project Float is the time between the scheduled completion of the work

and Contract Substantial Completion. Project Float is a resource available to both City and Contractor.

- C. Progress Schedule shall be the basis for evaluating job progress, payment requests, and time extension requests. Responsibility for developing Contract schedule and monitoring actual progress as compared to Progress Schedule rests with Contractor.
- D. Failure of Progress Schedule to include any element of the Work or any inaccuracy in Progress Schedule will not relieve Contractor from responsibility for accomplishing the Work in accordance with the Contract. City's acceptance of Schedule shall be for its use in monitoring and evaluating job progress, payment requests, and time extension requests, and shall not, in any manner, impose a duty of care upon City, or act to relieve Contractor of its responsibility for means and methods of construction.
- E. Transmit each item per [Section 01 33 00 – Submittal Procedures](#) under form approved by City.
  - 1. Identify Project with the City Contract number, and name of Contractor.
  - 2. Provide space for Contractor's approval stamp and City's review stamps.
  - 3. Submittals received from sources other than Contractor will be returned to Contractor without City's review.

### 1.3 INITIAL AND ORIGINAL SCHEDULE

- A. Initial Schedule submitted for review at the pre-construction conference shall serve as Contractor's schedule for up to thirty (30) calendar days after the Notice to Proceed.
- B. Indicate detailed plan for the Work to be completed in first thirty (30) calendar days of the Contract; details of planned mobilization of plant and equipment; sequence of early operations; and procurement of materials and equipment. Show Work beyond thirty (30) calendar days in summary form.
- C. Original (or "Baseline") Schedule shall be submitted for review no later than Contractor's first progress payment application submittal.
- D. All schedules shall be time-scaled.
- E. All schedules shall be cost and resource loaded. Accepted cost and resource loaded schedule will be used as basis for monthly progress payments. Use of Initial Schedule for progress payments shall not exceed thirty (30) calendar days.
- F. City and Contractor shall meet to review and discuss the Schedule within seven (7) calendar days after it has been submitted to City.
  - 1. City's review and comment on the schedule shall be limited to Contract conformance (with sequencing, coordination, and milestone requirements).



2. Contractor shall make corrections to Schedule necessary to comply with Contract requirements and shall adjust Schedule to incorporate any missing information requested by City. Contractor shall resubmit Initial Schedule if requested by City.

#### 1.4 CONSTRUCTION SCHEDULE FORMAT AND LEVEL OF DETAIL

- A. The Construction Schedule is to indicate all separate fabrication and field construction activities required for completion of the work, including but not limited to the following:
  1. All Contractor, Subcontractor and assigned Contractor work shall be shown in a logical work sequence that demonstrates a coordinated plan of work for all contractors. The intent is to provide a common basis of acceptance, understanding and communication, as well as interface with other contractors.
  2. Activities related to the delivery of City-furnished equipment to be contractor-installed per Contract shall be shown.
  3. All activities shall be identified through codes or other identification to indicate the building (i.e. buildings, site work) and Contractor/subcontractor responsibility to which they pertain.
  4. Contractor shall break up the work schedule into activities of durations of approximately fifteen (15) calendar days or less each, except for non-field construction activities or as otherwise deemed acceptable by the Project Manager.
- B. Seasonal weather conditions (which do not constitute a delay as defined herein) shall be considered in the planning and scheduling of all work influenced by high or low ambient temperatures or presence of high moisture for the completion of the work within the allotted contract time.
- C. In conformance with the Contract Documents Contractor shall furnish a breakdown of the bid by assigning dollar values (cost estimated) to each applicable network activity, which cumulatively equals the bid. Upon acceptance by City, the values will be used as the basis for determining progress payments. Contractor's overhead, profit, and cost of bonds and insurance, shall be prorated through all activities.
- D. Failure by Contractor to include any element of work required for performance of the work on the detailed construction schedule shall not excuse Contractor from completing all work required within the Contract time.
- E. A two-week "look ahead" detailed, daily bar chart schedule shall be updated and issued weekly, no later than the time of the scheduled weekly meeting.
- F. Contractor shall utilize computer scheduling software, such as PRIMAVERA or approved equivalent software for all scheduling including schedule updates.

Contractor shall supply computer data files for all schedules including the original schedule and monthly schedule updates.

#### 1.5 MONTHLY SCHEDULE UPDATE SUBMITTALS

- A. Following acceptance of Contractor's Initial Schedule, Contractor shall monitor progress of Work and adjust schedule each month to reflect actual progress and any anticipated changes to planned activities.
  - 1. Each schedule update submitted shall be complete, including all information requested for the Initial Schedule submittal.
  - 2. Each update shall continue to show all work activities including those already completed. These completed activities shall accurately reflect "as built" information by indicating when activities were actually started and completed.
- B. A meeting will be held after the first Project Meeting of each month to review the schedule update submittal and progress payment application.
  - 1. At this meeting, at a minimum, the following items will be reviewed: percent complete of each activity; time impact evaluations for change orders and time extension requests; actual and anticipated activity sequence changes; actual and anticipated duration changes; and actual and anticipated contractor delays.
  - 2. These meetings are considered a critical component of overall monthly schedule update submittal and Contractor shall have appropriate personnel attend. At a minimum, these meetings shall be attended by Contractor's General Superintendent and Scheduler.
  - 3. Contractor shall plan on the meeting taking no less than two (2) hours.
- C. Within five (5) working days after monthly schedule update meeting, Contractor shall submit the updated Schedule update.
- D. Within five (5) working days of receipt of above noted revised submittals, City will either accept or reject monthly schedule update submittal.
  - 1. If accepted, percent complete shown in monthly update will be basis for Application for Payment by Contractor. The schedule update shall be submitted as part of Contractor's Application for Payment.
  - 2. If rejected, update shall be corrected and resubmitted by Contractor before the Application for Payment is submitted.
- E. Neither updating, changing or revising of any report, curve, schedule or narrative submitted to City by Contractor under this Contract, nor City's review or acceptance of any such report, curve, schedule or narrative, shall have the effect of amending or modifying, in any way, the Contract Substantial Completion date or milestone dates or of modifying or limiting, in any way, Contractor's obligations under this Contract.

## 1.6 SCHEDULE REVISIONS

- A. Updating the Schedule to reflect actual progress shall not be considered revisions to the Schedule. Since scheduling is a dynamic process, revisions to activity durations and sequences are expected on a monthly basis.
- B. To reflect revisions to the schedule, Contractor shall provide City with a written narrative with a full description and reasons for each Work activity revised. For revisions affecting the sequence of work, Contractor shall provide a schedule diagram which compares the original sequence to the revised sequence of work. Contractor shall provide the written narrative and schedule diagram for revisions two (2) calendar days in advance of the monthly schedule update meeting.
- C. Schedule revisions shall not be incorporated into any schedule update until the revisions have been reviewed by City. City may request further information and justification for schedule revisions and Contractor shall, within three (3) calendar days, provide City with a complete written narrative response to City's request.
- D. If Contractor's revision is still not accepted by City, and Contractor disagrees with City's position, Contractor has seven (7) calendar days from receipt of City's letter rejecting the revision, to provide a written narrative providing full justification and explanation for the revision. Contractor's failure to respond in writing within seven (7) calendar days of City's written rejection of a schedule revision shall be contractually interpreted as acceptance of City's position, and Contractor waives its rights to subsequently dispute or file a claim regarding City's position.
- E. At City's discretion, Contractor can be required to provide subcontractor certifications of performance regarding proposed schedule revisions affecting said subcontractors.

## 1.7 RECOVERY SCHEDULE

- A. If the Schedule Update shows a substantial completion date twenty-one (21) calendar days beyond the Contract Substantial Completion date, or individual milestone completion dates, Contractor shall submit to City the proposed revisions to recover the lost time within seven (7) calendar days. As part of this submittal, Contractor shall provide a written narrative for each revision made to recapture the lost time. If the revisions include sequence changes, Contractor shall provide a schedule diagram comparing the original sequence to the revised sequence of work.
- B. The revisions shall not be incorporated into any schedule update until the revisions have been reviewed by City.
- C. If Contractor's revisions are not accepted by City, City and Contractor shall follow the procedures in paragraph 1.6.C, 1.6.D and 1.6.E above.

- D. At City's discretion, Contractor can be required to provide subcontractor certifications for revisions affecting said subcontractors.

## 1.8 TIME EXTENSIONS

- A. Contractor is responsible for requesting time extensions for time impacts that, in the opinion of Contractor, impact the critical path of the current schedule update. Notice of time impacts shall be given in accord with [Division 00 – General Conditions, Article 5](#).
- B. Where an event for which City is responsible impacts the projected Substantial Completion date, Contractor shall provide a written mitigation plan, including a schedule diagram, which explains how the impact can be mitigated (e.g., increase crew size, overtime, etc.). Contractor shall also include a detailed cost breakdown of the labor, equipment and material Contractor would expend to mitigate City caused time impact. Contractor shall submit its mitigation plan to City within ten (10) working days from the date of discovery of said impact. Contractor is responsible for the cost to prepare the mitigation plan.
- C. Failure to request time or provide the required mitigation plan will result in Contractor waiving its right to a time extension and cost to mitigate the delay.
- D. No time will be granted under this Contract for cumulative effect of changes.
- E. City will not be obligated to consider any time extension request unless requirements of Contract Documents are satisfied.
- F. Failure of Contractor to perform in accordance with the current schedule update shall not be excused by submittal of time extension requests.

## 1.9 PROJECT STATUS REPORTING

- A. In addition to submittal requirements for scheduling identified in this Section, Contractor shall provide a monthly project status report (i.e., written narrative report) to be submitted in conjunction with each Schedule as specified herein. Status reporting shall be in form specified below.
- B. Contractor shall prepare monthly written narrative reports of status of Project for submission to City. Written status reports shall include:
  1. Status of major Project components (percent complete, amount of time ahead or behind schedule) and an explanation of how Project will be brought back on schedule if delays have occurred.
  2. Progress made on critical activities indicated on Schedule, inspections and visits by the Building and/or Special Inspection Inspector.
  3. Explanations for any lack of work on critical path activities planned to be performed during last month.
  4. Explanations for any schedule changes, including changes to logic or to activity durations.

5. List of critical activities scheduled to be performed next month.
6. Status of major material and equipment procurement.
7. Any delays encountered during reporting period.
8. Contractor shall provide a printed report indicating actual versus planned resource loading for each trade and each activity. This report shall be provided on weekly and monthly basis.
  - a. Actual resource shall be accumulated in field by Contractor, and shall be as noted on Contractor's daily reports. These reports will be basis for information provided in monthly and weekly printed reports.
  - b. Contractor shall explain all variances and mitigation measures.
9. Contractor may include any other information pertinent to status of Project. Contractor shall include additional status information requested by City at no additional cost.
10. Status reports, and the information contained therein, shall not be construed as claims, notice of claims, notice of delay, or requests for changes or compensation.

**PART 2 - PRODUCTS**

NOT USED

**PART 3 - EXECUTION**

NOT USED

**END OF SECTION 01 32 16**

**SECTION 01 33 00 – SUBMITTAL PROCEDURES****PART 1 - GENERAL****1.1 SUMMARY**

- A. This section describes general requirements for submittals for the Work:
1. Procedures
  2. Schedule of Shop Drawing and Sample Submittals
  3. Safety Plan
  4. Progress Schedule
  5. Product Data
  6. Shop drawings
  7. Samples
  8. Quality Control Submittals
    - a. Design Data
    - b. Test Reports
    - c. Certificates
    - d. Manufacturers' Instructions
  9. Machine Inventory Sheets
  10. Operations and Maintenance Manuals
  11. Keys
  12. Project Record Documents
- B. Related Sections:
1. [Division 00 – General Conditions, Article 2](#)
  2. [Section 01 10 00 - Summary](#)
  3. [Section 01 25 00 – Substitution Procedures](#)
  4. [Section 01 26 00 – Contract Modification Procedures](#)
  5. [Section 01 29 00 – Payment Procedures](#)
  6. [Section 01 32 16 – Construction Progress Schedule](#)
  7. [Section 01 78 00 – Closeout Submittals](#)

**1.2 PROCEDURES**

- A. Upon issuance of the “Notice to Proceed”, the Contractor shall have thirty-five (35) calendar days to submit, at Contractor/Vendor expense, sets of the following: Schedule of Shop Drawing and Sample Submittals, Safety Plans, Progress Schedule, Product Data, Shop Drawings, Samples, Quality Control Data, Machine Inventory Sheets, Operations and Maintenance Manuals, and Project Record Documents required by the Contract Documents. Submit these submittals to Project Manager for review and approval in accordance with accepted schedule of Shop Drawings and Samples submittals.

- B. Transmit each item with a standard letter of transmittal. Identify project, Contractor, subcontractor, major supplier, pertinent drawing sheet and detail number, technical specifications, and specification section number as appropriate. Provide space for Contractor, Project Manager and Architect/Engineer review stamps. Where manufacturer's standard drawings or data sheets are used, they shall be marked clearly to show those portions of the data which are applicable to this project. The transmittal sheet will include the following:
1. Date
  2. Project and Contract Name and Number
  3. Subcontractor or supplier as appropriate
  4. Trade
  5. Contractor Review Stamp
- C. The data shown on the Shop Drawings shall be complete with respect to quantities, dimensions, specified performance and design criteria, materials and similar data to show Project Manager and Architect/Engineer the materials and equipment Contractor proposes to provide and to enable Project Manager and Architect/Engineer to review the information for the limited purposes specified below. Samples shall be identified clearly as to material, supplier; pertinent data such as catalog numbers and the use for which it is intended and otherwise as Project Manager and Architect/Engineer may require enabling Project Manager and Architect/Engineer to review the submittal.
- D. At the time of each submission, Contractor shall give City specific written notice of all variations, if any; that the Shop Drawing or Sample submitted may have from the requirements of the Contract Documents, and the reasons therefore. This written notice shall be a separate document from the submittal. In addition, Contractor shall cause a specific notation to be made on each Shop Drawing and Sample submitted to City for review and approval of each such variation. If City accepts deviation, City shall issue appropriate Contract Modification.
- E. Submittal coordination and verification of contract compliance is responsibility of Contractor; this responsibility shall not be delegated in whole or in part to subcontractors or suppliers. Before submitting each Shop Drawing or Sample, Contractor shall have reviewed and coordinated each Shop Drawing or Sample with other Shop Drawings and Samples and with the requirements of the Work and the Contract Documents, and shall have determined and verified:
1. All field measurements, quantities, dimensions, specified performance criteria, installation requirements, materials, catalog numbers and similar information with respect thereto;
  2. All materials with respect to intended use, fabrication, shipping, handling, storage, assembly and installation pertaining to the performance of the Work; and
  3. All information relative to Contractor's sole responsibilities and of means, methods, techniques, sequences and procedures of construction and safety precautions and programs incident thereto.

- F. Contractor's submission to City of a Shop Drawing or Sample submittal will constitute Contractor's representation that it has satisfied its obligations under the Contract Documents, and as set forth immediately above, with respect to Contractor's review and approval of that submittal.
- G. After review by Project Manager and Architect/Engineer of each of Contractor's submittals, one set of materials will be returned to Contractor with actions defined as follows:
1. NO EXCEPTIONS TAKEN - Accepted subject to its compatibility with future submittals and additional partial submittals for portions of the work not covered in this submittal. Does not constitute approval or deletion of specified or required items not shown on the submittal.
  2. MAKE CORRECTIONS NOTED (NO RESUBMISSIONS REQUIRED) - Same as 1. above, except that minor corrections as noted shall be made by Contractor.
  3. AMEND AND RESUBMIT - Rejected because of major inconsistencies or errors which shall be resolved or corrected by Contractor prior to subsequent review by Project Manager and Architect/Engineer.
  4. REJECTED - RESUBMIT - Submitted material does not conform to Plans and Specifications in major respect, i.e.: wrong size, model, capacity, or material.
- H. It is considered reasonable that Contractor shall make a complete and acceptable submittal at least by second submission. City reserves the right to deduct monies from payments due Contractor to cover additional costs of Project Manager's and Architect/Engineer's review beyond the second submission. Illegible submittals will be rejected and returned to Contractor for resubmission.
- I. Favorable review will not constitute acceptance by City of any responsibility for the accuracy, coordination and completeness of the submittals. Accuracy, coordination, and completeness of Submittals shall be sole responsibility of Contractor, including responsibility to back check comments, corrections, and modifications resulting from City's review which shall be incorporated in design before fabrication. Submittals may be prepared by Contractor, subcontractors, or suppliers, but Contractor shall ascertain that submittals meet requirements of Contract Documents, while conforming to structural space and access conditions at point of installation. Project Manager and Architect/Engineer's review will be only to determine if the items covered by the submittals will, after installation or incorporation in the Work, conform to the information given in the Contract Documents and be compatible with the design concept of the completed Project as indicated by the Contract Documents. Favorable review of submittal, method of work, or information regarding materials and equipment Contractor proposes to furnish shall not relieve Contractor of responsibility for errors therein and shall not be regarded as assumption of risks or liability by Architect/Engineer or City, or any officer or employee thereof, and Contractor shall have no claim under Contract on account of failure or partial failure or inefficiency or insufficiency of any plan or method of work or material and equipment so accepted. Favorable review shall be considered to mean merely that Architect/Engineer or City has no objection to



Contractor using, upon his own full responsibility, plan or method of work proposed, or furnishing materials and equipment proposed.

- J. City's review shall not be construed as approval of means, methods, techniques, sequences or procedures of construction or to safety precautions or programs incident thereto. The review and approval of a separate item as such will not indicate approval of the assembly in which the item functions.
- K. Submit complete initial submittal for those items where required by individual technical specifications, or specification sections. Complete submittal shall contain sufficient data to demonstrate that items comply with Specifications, shall meet minimum requirements for submissions cited in technical specifications, shall include motor data and seismic anchorage certifications, where required, and shall include necessary revisions required for equipment other than first named. If Contractor submits incomplete initial submittal, when complete submittal is required, submittal may be returned to Contractor without review.
- L. It shall be Contractor's responsibility to copy, conform and distribute reviewed submittals in sufficient numbers for Contractor's files, subcontractors and vendors.
- M. After Project Manager's and Architect/Engineer's review of submittal, revise and resubmit as required. Identify changes made since previous submittal.
  - 1. Begin no fabrication or work which require submittals until return of submittals not requiring re-submittal.
  - 2. Normally, submittals will be processed and returned to Contractor within fifteen (15) calendar days of receipt.
- N. Distribute copies of reviewed submittals to concerned persons. Instruct recipients to promptly report any inability to comply with provisions.

### 1.3 SCHEDULE OF SHOP DRAWING AND SAMPLE SUBMITTALS

- A. Submit preliminary Schedule of Shop Drawing and Sample Submittals as required by [Division 00 - General Conditions](#) or as elsewhere specified in the Contract Documents. Submit three (3) copies and PDF of final and accepted schedule of submittals of shop drawings and samples as required by [Division 00 - General Conditions](#), and in no event later than thirty-five (35) calendar days following Notice to Proceed.
- B. Schedule of Shop Drawing and Sample Submittals will be used by Project Manager and Architect/Engineer to schedule their activities relating to review of submittals. Schedule of submittals shall indicate a spreading out of submittals and early submittals of long-lead-time items and of items which require extensive review.
- C. Schedule of Shop Drawing and Sample Submittals shall be reviewed by Project Manager and shall be revised and resubmitted until accepted by Project Manager.

#### 1.4 SAFETY PLAN

- A. Submit three (3) copies of Safety Plan specific to this Contract to Project Manager within fifteen (15) calendar days of issuance of the Notice to Proceed.
- B. One (1) copy of accepted Safety Plan will be returned to Contractor.
- C. No on-site work shall be started until Safety Plan has been reviewed and accepted by City. Acceptance of Safety Plan shall not affect Contractor's responsibility for maintaining a safe working place and instituting safety programs in connection with project.

#### 1.5 PROGRESS SCHEDULE

- A. See [Section 01 32 16 – Construction Progress Schedule](#) for schedule and report requirements.
- B. Submit three (3) copies and PDF of schedule at each of the following times:
  - 1. Initial CPM Schedule at the Preconstruction Conference (covering in detail first thirty (30) calendar days of contract performance, and at a summary level for remainder of contract).
  - 2. Original CPM Schedule within thirty (30) calendar days of the Notice to Proceed date (covering in detail entire Work of Contract to completion).
  - 3. Adjustments to the CPM Schedule as required.
  - 4. CPM Schedule updates weekly, two (2) calendar days prior to weekly progress meeting.
- C. Submit three (3) copies and PDF of the reports listed in [Section 01 32 16 – Construction Progress Schedule](#) with:
  - 1. Initial CPM Schedule
  - 2. Original CPM Schedule
  - 3. Each weekly Schedule update
- D. Progress Schedules and Reports shall be submitted electronically and stored in a USB flash drive in addition to hard copies specified above.

#### 1.6 PRODUCT DATA

- A. Within ten (10) calendar days after Start Date of the Contract Times, submit copies of complete list of major products and equipment proposed for use, with name of manufacturer, trade name, and model number of each product.
- B. For products specified only by reference standards, give manufacturer, trade name, model or catalog designation, and reference standards.
- C. Tabulate products by Special Conditions and Specification Section Number.

- D. Supplemental Data: Mark each copy to identify applicable products, models, options, and other data. Supplement manufacturer's standard data to provide information unique to Project.
- E. Provide copies for Project Record Documents described in [Section 01 78 00 – Closeout Submittals](#).

#### 1.7 SHOP DRAWINGS

- A. Submit three (3) copies and PDF of shop drawings.
- B. Minimum Sheet Size: 8-1/2 inches by 11 inches. All others: Multiples of 8-1/2 inches by 11 inches, 22 inches by 34 inches (ANSI D) maximum.
- C. Original sheet or reproducible transparency will be marked with Project Manager's and/or Architect/Engineer's review comments and returned to Contractor.
- D. Mark each copy to identify applicable Products, models, options, and other data; supplement manufacturers' standard data to provide information unique to Work.
- E. Include manufacturers' installation instructions when required by technical specifications or specification section.

#### 1.8 SAMPLES

- A. Submit full range of manufacturers' standard colors, textures, and patterns for Project Manager's selection where not indicated in documents or for substitutions or "equals".
- B. Submit samples to illustrate functional and aesthetic characteristics of Product, with integral parts and attachment devices. Coordinate submittal of different categories for interfacing work.
- C. Include identification on each sample, giving full information.
- D. Submit three (3) samples unless otherwise specified.
- E. Sizes: Unless otherwise specified, provide the following:
  - 1. Paint Chips: Manufacturers' standard.
  - 2. Flat or Sheet Products: Minimum 6 inches square, maximum 12 inches square.
  - 3. Linear Products: Minimum 6 inches, maximum 12 inches long.
  - 4. Bulk Products: Minimum 1 pint, maximum 1 gallon.
- F. Full size samples may be used in Work upon approval.
- G. Mock-ups:

1. Erect field samples and mock-ups at Project site in accordance with requirements of Special Conditions or Specification sections.
2. Modify or make additional field samples and mock-ups as required to provide appearance and finishes approved by Project Manager.
3. Approved field samples and mock-ups may be used in Work upon approval.

#### 1.9 QUALITY CONTROL SUBMITTALS

- A. Design Data: Three (3) copies and PDF.
- B. Test Reports: Three (3) copies and PDF.
  1. Indicate that material or product conforms to or exceeds specified requirements.
  2. Reports may be from recent or previous tests on material or product, but must be acceptable to Project Manager. Comply with requirements of each individual technical specifications or specification Section.
- C. Certificates: Three (3) copies and PDF.
  1. Indicate that material or product conforms to or exceeds specified requirements.
  2. Submit supporting reference data, affidavits, and certifications as appropriate.
  3. Certificates may be recent or from previous test results on material or product, but must be acceptable to Project Manager.
- D. Manufacturers' Instructions: Three (3) copies and PDF.
  1. Include manufacturer's printed instructions for delivery, storage, assembly, installation, startup, adjusting, and finishing.
  2. Identify conflicts between manufacturer's instructions and Contract Documents.

#### 1.10 MACHINE INVENTORY SHEETS

- A. Submit three (3) copies of machine inventory sheets including inventory list for spare parts and materials. If necessary, copies will be marked with Project Manager's and/or Architect/Engineer's review comments and returned to Contractor for correction until satisfactory information is provided. City will retain satisfactorily corrected sheets for its own use.

#### 1.11 OPERATIONS AND MAINTENANCE MANUALS

- A. Submit three (3) copies and PDF of manufacturers' operations and maintenance manuals. If necessary, copies will be marked with City's review comments and returned to Contractor for correction until satisfactory information is provided. City will retain satisfactorily corrected manuals for its own use.
- B. Operations and maintenance manuals shall include the following as appropriate:
  1. Operating instructions.
  2. Preventive maintenance instructions.

3. Cleaning instructions.
  4. Safety precautions.
  5. Trouble shooting procedures.
  6. Theory of operation to discrete component level.
  7. Schematic diagrams, flow diagrams, wiring diagrams, logic diagrams, etc. to discrete component level.
  8. Parts lists showing all discrete components with part number, current prices and availability.
  9. List of replaceable supplies; paper, ink, ribbon, etc. with part numbers, current prices and availability.
  10. Recommended levels of spare parts and supplies to keep on hand.
  11. Manufacturers' service and maintenance technical manuals.
  12. Names, addresses and telephone numbers of service and repair firms for the equipment.
- C. Manuals shall be the same as are used by manufacturers' authorized technicians to completely service and repair the equipment.
- 1.12 KEYS
- A. Submit two (2) complete sets of keys for the Project and all related facilities.
  - B. Submit an inventory list of keys.
- 1.13 PROJECT RECORD DOCUMENTS
- A. Submit copies of each of the Project Record Documents as listed in [Section 01 78 00 – Closeout Submittals](#).

**PART 2 - PRODUCTS**

NOT USED

**PART 3 - EXECUTION**

NOT USED

**END OF SECTION 01 33 00**

**SECTION 01 41 00 – REGULATORY REQUIREMENTS****PART 1 - GENERAL****1.1 SUMMARY**

- A. This section includes some of the key regulatory requirements applicable to Contract, provided for the Contractor's convenience only, and not intended as a complete list of all currently applicable regulatory requirements.

**1.2 REFERENCES TO REGULATORY REQUIREMENTS**

- A. Codes, laws, ordinances, rules and regulations referred to shall have full force and effect as though printed in full in these specifications.
- B. Conform to referenced codes, laws, ordinances, rules and regulations which are in effect on date of receipt of bids.

**1.3 CODES**

- A. Codes which apply to Contract include, but are not limited to, the following:
  - 1. California Building Code (CBC) – Latest Edition:
    - a. California Administrative Code: Title 24, Part 1.
    - b. California Building Code: Title 24, Part 2 (Includes the California Historical Building Code, Part 8 and California Existing Building Code, Part 10).
    - c. California Residential Code: Title 24, Part 2.5
    - d. California Electrical Code: Title 24, Part 3.
    - e. California Mechanical Code: Title 24, Part 4.
    - f. California Plumbing Code: Title 24, Part 5.
    - g. California Energy Code: Title 24, Part 6.
    - h. California Fire Code: Title 24, Part 9.
    - i. California Green Building Standards Code (CALGreen): Title 24, Part 11.
    - j. California Referenced Standards Code: Title 24, Part 12.

**1.4 LAWS, ORDINANCES, RULES AND REGULATIONS**

- A. During prosecution of Work to be done under Contract, comply with applicable laws, ordinances, rules and regulations, including, but not limited to, the following:
  - 1. Federal/National:
    - a. Americans with Disabilities Act (ADA): Latest edition; Civil Rights Division, Office on the Americans with Disabilities Act, U.S. Department of Justice

- b. National Fire Protection Association (NFPA): Life Safety Code - NFPA 101.
  - c. U. S. Environmental Protection Agency (EPA): Laws and regulations.
  - d. 29 CFR, Section 1910.1001, Asbestos
  - e. 40 CFR, Subpart M, National Emission Standards for Asbestos
  - f. Executive Order 11246
2. State of California:
- a. California Code of Regulations, Titles 5, 8, 19, 21, 24
  - b. California Education Code
  - c. California Public Contract Code
  - d. California Health and Safety Code
  - e. California Government Code
  - f. California Labor Code
  - g. California Civil Code
  - h. California Code of Civil Procedure
  - i. CPUC General Order 95, Rules for Overhead Electric Line Construction
  - j. CPUC General Order 128, Rules for Construction of Underground Electric Supply and Communications Systems
3. State of California Agencies:
- a. State and Consumer Services Agency
  - b. Department of Industrial Relations – Public Works
  - c. Office of the State Fire Marshal
  - d. California Environmental Protection Agency (CalEPA): State regulations and standards.
  - e. California Integrated Waste Management Board:
    - 1) General: Sustainable Building Guidelines.
    - 2) Construction Waste Management: Construction and Demolition Debris Recycling.
  - f. California State Water Resources Control Board (SWRCB): SWPPP Standards.
  - g. California Department of Toxic Substances Control (DTSC): Hazardous Waste Management standards.
4. City Codes:
- a. Pittsburg Municipal Code
5. Local Agencies:
- a. Bay Area Air Quality Management
  - b. County of Contra Costa
  - c. City of Pittsburg

1.5 RESERVED

## **PART 2 - PRODUCTS**

NOT USED

**PART 3 - EXECUTION**

NOT USED

**END OF SECTION 01 41 00**



**SECTION 01 42 00 – REFERENCES****PART 1 - GENERAL****1.1 SUMMARY****A. Section Includes:**

1. This section includes reference standards, symbols and definitions used in Contract Documents.
2. Material and workmanship specified by reference to number, symbol, or title of specific standard such as state standard, commercial standard, federal specifications, technical society, or trade association standard, or other similar standard shall comply with requirements of standards except when more rigid requirements are specified or required by applicable codes.
3. Standards referred to, except as modified herein, shall have full force and effect as though printed in the Contract Documents. Standards are not furnished to Contractor, since manufacturers and trades involved are assumed to be familiar with their requirements.

**1.2 REFERENCE TO STANDARDS AND SPECIFICATIONS OF TECHNICAL SOCIETIES; REPORTING AND RESOLVING DISCREPANCIES:**

- A. Latest in Effect:** Reference to standards, specifications, manuals or codes of any technical society, organization or association, or to the laws or regulations of any governmental authority, whether such reference be specific or by implication, shall mean the latest standard, specification, manual, code or laws or regulations in effect at the time of opening of Bids, except as may be otherwise specifically stated in the Contract Documents.
- B. Discrepancies:** If during the performance of the Work, Contractor discovers any conflict, error, ambiguity or discrepancy within the Contract Documents or between the Contract Documents and any provision of any such law or regulation applicable to the performance of the Work or of any such standard, specification, manual or code or of any instruction of any supplier, Contractor shall report it in writing at once to Inspector, with copies to Project Manager and Architect/Engineer, and Contractor shall not proceed with the Work affected thereby until consent to do so is given by Project Manager.
- C. Precedence:** Except as otherwise specifically stated in the Contract Documents, including Division 00 – General Conditions, Article 3, or as may be provided by Change Order, or supplemental instruction, the provisions of the Contract Documents shall take precedence in resolving any conflict, error, ambiguity or discrepancy between the provisions of the Contract Documents and:

1. The provisions of any such standard, specification, manual, code, or instruction (whether or not specifically incorporated by reference in the Contract Documents); or
2. The provisions of any such laws or regulations applicable to the performance of the Work (unless such an interpretation of the provisions of the Contract Documents would result in violation of such law or regulation).
3. No provision of any such standard, specification, manual, code or instruction shall be effective to change the duties and responsibilities of City, Contractor, Project Manager, or Architect/Engineer, or any of their subcontractors, consultants, agents, or employees, from those set forth in the Contract Documents, nor shall it be effective to assign to City, Architect/Engineer, Project Manager, or any of their consultants, agents or employees any duty or authority to supervise or direct the furnishing or performance of the Work or any duty or authority to undertake responsibility inconsistent with the provisions of the Contract Documents.

### 1.3 STANDARDS

AASHTO	American Association of State Highway and Transportation Officials
ACI	American Concrete Institute
AI	The Asphalt Institute
AIA	American Institute of Architects
AISC	American Institute of Steel Construction
AISI	American Iron and Steel Institute
AITC	American Institute of Timber Construction
ANSI	American National Standards Institute, Inc.
APA	American Plywood Association
APWA	American Public Works Association
AREMA	The American Railway Engineering and Maintenance-of-Way Association
ASCE	American Society of Civil Engineers
ASLA	American Society of Landscape Architects
ASME	American Society of Mechanical Engineers

ASSE	American Society of Sanitary Engineering
ASTM	American Society for Testing and Materials
AWS	American Welding Society
AWWA	American Water Works Association
BASMAA	Bay Area Stormwater Management Agencies Association
BBC	Basic Building Code, Building Officials and Code Administrators International
BFL	Bay Friendly Landscaping
CALOSHA	California Occupational Safety and Health Administration
CA MUTCD	California Manual on Uniform Traffic Control Devices
CALTRANS	State of California Department of Transportation
CBC	California Building Code
CCR	California Code of Regulations
CLFMI	Chain Link Fence Manufacturer's Institute
CRSI	Concrete Reinforcing Steel Institute
DDW	Division of Drinking Water
EIA	Electronic Industries Association
IAPMO	International Association of Plumbing and Mechanical Officials
ICBO	International Conference of Building Officials
IEEE	Institute of Electrical and Electronics Engineers
ISO	International Organization for Standardization
ITE	Institute of Traffic Engineers
MSS	Manufacturers Standardization Society
NACE	National Association of Corrosion Engineers
NBS	National Bureau of Standards
NEC	National Electrical Code

NEMA	National Electrical Manufacturer's Association
NFPA	National Fire Protection Association
OSHA	Occupational Safety and Health Administration (Federal)
PCA	Portland Cement Association
PUC	Public Utilities Commission
SSPC	Steel Structures Painting Council
STA	Seal of Testing Assurance Program
UL	Underwriters Laboratories, Inc
USCC	U S Composting Council

#### 1.4 SYMBOLS

- A. Symbols, used only on Drawings, are shown thereon.

#### 1.5 DEFINITIONS

- A. Wherever any of the words or phrases defined below, or a pronoun used in place thereof, is used in any part of the City Standard Specifications, it shall have the meaning here set forth:
1. ADDENDUM/ADDENDA: Written or graphic instruments issued prior to the opening of Bids which clarify, correct or change the bidding requirements or the Contract Documents.
  2. ADDITIVE BID: The sum to be added to the Base Bid if the change in scope of work as described in Additive Bid is accepted by City.
  3. AGREEMENT The Contract executed by the parties as further defined in Division 00 – General Conditions, Article 1.
  4. ALTERNATE: Work added to or deducted from the Base Bid, if accepted by City.
  5. APPROVED EQUAL: Approved in writing by City as being of equivalent quality, utility and appearance.
  6. ARCHITECT/ENGINEER:
    - a. Design Architect: The person holding a valid California State Architect's or Landscape Architect's license, whose firm has been designated within the Contract Documents to provide architectural or landscape architectural services on the project, and who may have engaged engineering subconsultants to provide services on Project.
    - b. Design Engineer: The person holding a valid California State Engineering license, whose firm has been designated within the Contract Documents to provide civil, structural, traffic or other

- engineering services on the project, and who may have engaged engineering subconsultants to provide services on Project.
- c. When the Architect/Engineer is referred to within the Contract Documents and no Architect or Engineer has in fact been designated, then the matter shall be referred to City. The term Architect/Engineer shall be construed to include all his or her consultants retained for the Project, as well as employees of the Architect/Engineer. When the designated Architect/Engineer is an employee of City, his or her authorized representatives on the Project within the district will be included under the term Architect/Engineer.
7. AS-BUILTS: Project Record Documents as required by the General Conditions and [Section 01 78 00 – Closeout Submittals](#).
  8. BID: The offer or proposal of the Bidder submitted on the prescribed form setting forth the prices for the Work to be performed.
  9. BIDDER: One who submits a Bid.
  10. BY CITY: Work that will be performed by City or its agents at the City's expense.
  11. BY OTHERS: Work that is outside scope of Work to be performed by Contractor under this Contract, which will be performed by City, other contractors, or other means.
  12. CITY: City of Pittsburg, acting through its City Council or any of its authorized agents.
  13. CITY CORPORATION YARD: Located at 357 East 12<sup>th</sup> Street, Pittsburg, CA 94565-2628.
  14. CITY ENGINEER: City employee in charge of Engineering.
  15. CITY-FURNISHED, CONTRACTOR-INSTALLED: Items furnished by City at its cost for installation by Contractor at its cost under this Contract.
  16. CITY'S PROJECT MANAGER(S): The person or persons assigned by City to be City's agent(s) or representative(s) at the site. City's authorized agent representing City on all matters of the Contract. Project Manager may authorize agents and representatives to act in carrying out Project Manager's duties, including a "Construction Manager", to act under the authority of the Project Manager. As City's agent, the Project Manager is the beneficiary of all contract obligations of Contractor to City, including without limitation, all releases and indemnities.
  17. CHANGE ORDER: A written instrument prepared by City and signed by City and Contractor, stating their agreement upon all of the following:
    - a. a change in the Work,
    - b. the amount of the adjustment in the Contract Sum, if any, and
    - c. the amount of the adjustment in the Contract Time, if any.
  18. CONCEALED: Work not exposed to view in the finished Work, including within or behind various construction elements.
  19. CONTRACT CONDITIONS: Conditions of the Contract define basic rights, responsibilities and relationships of Contractor and City and consists of two parts: General Conditions and Supplementary Conditions.

- a. General Conditions are general clauses which are common to the City Contracts.
- b. Supplementary conditions modify or supplement General Conditions to meet specific requirements for this Contract.
20. CONTRACT DOCUMENTS: Contract Documents shall consist of the documents identified as the Contract Documents in [Division 00 - General Conditions, Article 1](#), plus all changes, addenda and modifications thereto.
21. CONTRACT MODIFICATION: Either:
  - a. a written amendment to Contract signed by Contractor and City; or
  - b. a Change Order; or
  - c. a written directive for a minor change in the Work issued by City.
22. CONTRACT SUM: The sum stated in the Agreement and, including authorized adjustments, the total amount payable by City to Contractor for performance of the Work and the Contract Documents. The Contract Sum is also referred to as the Contract Price or the Contract Amount.
23. CONTRACT TIMES or CONTRACT TIME: The number or numbers of days or the dates stated in the Agreement (i) to achieve substantial completion of the Work or designated milestones and/or (ii) to complete the Work so that it is ready for final payment and is accepted.
24. CONSTRUCTION MANAGER: A representative of City with authority to act on behalf of City, as specified by City or Project Manager.
25. CONTRACTOR: The person or entity identified as such in the Agreement and referred to throughout the Contract Documents as if singular in number and neuter in gender. The term "Contractor" means the Contractor or its authorized representative.
26. CONTRACTOR'S EMPLOYEES: Persons engaged in execution of Work under Contract as direct employees of Contractor, as subcontractors, or as employees of subcontractors.
27. DATE OF SUBSTANTIAL COMPLETION: Date of Substantial Completion of Work or designated portion thereof is date certified by Project Manager when construction is sufficiently complete in accordance with Contract Documents for City to occupy Work or designated portion thereof and have beneficial use of it for the purposes intended.
28. DAY: One calendar day, unless the word "day" is specifically modified to the contrary.
29. DEFECTIVE: An adjective which, when modifying the word "Work", refers to Work that is unsatisfactory or unsuited for the use intended, faulty, or deficient, that it does not conform to the Contract Documents, or does not meet the requirements of any inspection, reference standard, test or approval referred to in the Contract Documents (including but not limited to approval of samples and "or equal" items), or has been damaged prior to final payment (unless responsibility for the protection thereof has been assumed by City). Project Manager is the judge of whether Work is defective.
30. DRAWINGS: The graphic and pictorial portions of Contract Documents, wherever located and whenever issued, showing the design, location and

- dimensions of the Work, generally including plans, elevations, sections, details, schedules and diagrams.
31. EQUAL: Equal in opinion of Project Manager. Burden of proof of equality is responsibility of Contractor.
  32. EXPOSED: Work exposed to view in the finished Work, including behind louvers, grilles, registers and various other construction elements.
  33. FINAL ACCEPTANCE or FINAL COMPLETION: City's acceptance of the Work as satisfactorily completed in accordance with Contract Documents. Requirements for Final Acceptance/Final Completion include, but are not limited to:
    - a. All Systems having been tested and accepted as having met requirements of Contract Documents.
    - b. All required instructions and training sessions having been given by Contractor.
    - c. All as-built drawings, operations and maintenance manuals, and other closeout submittals having been submitted by Contractor, and reviewed and accepted by City.
    - d. All punch list work, as directed by City, having been completed by Contractor.
    - e. All Work, except Contractor maintenance after Final Acceptance, having been completed to satisfaction of City.
    - f. See [Section 01 29 00 – Payment Procedures](#), 1.9.D regarding Final Payment.
    - g. See [Section 01 77 00 – Closeout Requirements](#).
  34. FORCE ACCOUNT: Work directed to be performed without prior agreement as to lump sum or unit price cost thereof, and which is to be billed at cost for labor, materials, equipment, taxes, and other costs, plus a specified percentage for overhead and profit.
  35. FURNISH: Supply and deliver to the jobsite.
  36. INDICATED: Shown or noted on the Drawings.
  37. INSPECTOR: The person engaged by City to inspect the workmanship, materials, or manner of construction of buildings or portions of buildings, to determine if such construction complies with the Contract Documents and applicable codes.
  38. INSTALL: Anchor, fasten, or connect in place and adjust for use; place or apply in proper position and location; establish in place for use or service.
  39. LATENT: Not apparent by reasonable inspection, including but not limited to, the inspections and research required as a condition to bidding under the General Conditions.
  40. MATERIAL OR MATERIALS: These words shall be construed to embrace machinery, manufactured articles, materials of construction (fabricated or otherwise), and any other classes of material to be furnished in connection with Contract, except where a more limited meaning is indicated by context.
  41. MILESTONE: A principal event specified in Contract Documents relating to an intermediate completion date or time prior to Substantial Completion of all Work.

42. MODIFICATION: Same as Contract Modification.
43. NOT IN CONTRACT: Work that is outside the scope of work to be performed by Contractor under this Contract.
44. NOTICE OF AWARD: A written notice given by City to lowest responsive, responsible bidder advising that Bidder's bid and other qualifying information is acceptable to City, requiring Bidder to fulfill the requirements of Article 4 of [Division 00 - General Conditions](#).
45. NOTICE TO PROCEED: A written notice given by City to Contractor fixing the date on which the Contract Time will commence to run and on which contractor shall start to perform Contractor's obligations under the Contract Documents.
46. OFF SITE: Outside geographical location of the Project.
47. OWNER: City of Pittsburg, acting through its officers, employees, or its authorized agent.
48. PROGRESS REPORT: A periodic report submitted by Contractor to City with progress payment invoices accompanying actual work accomplished to the Program Schedule. See [Section 01 32 16 - Construction Progress Schedule](#) and Reports required in [Division 00 - General Conditions](#).
49. PROJECT: Total construction of which Work performed under this Contract may be whole or part.
50. PROJECT MANUAL: Project Manual consists of Bidding Requirements, Agreement, Bonds, Certificates, Contract Conditions, Technical Specifications, and Specifications.
51. PROVIDE: Furnish and install.
52. REQUESTS FOR INTERPRETATION ("RFI"): A document prepared by Contractor requesting interpretation, information, and/or clarification regarding the Project or Contract Documents.
53. SAMPLES: Physical examples of materials, equipment, or workmanship that are representative of some portion of the Work and which establish the standards by which such portion of the Work will be judged.
54. SHOP DRAWINGS: All drawings, diagrams, illustrations, schedules and other data or information which are specifically prepared or assembled by or for Contractor and submitted by Contractor to illustrate some portion of the work.
55. SITE/JOBSITE: The particular geographical location of Work performed pursuant to Contract.
56. TECHNICAL SPECIFICATIONS: Divisions 01 through 34 – Technical Specifications, which states project-specific requirements.
57. SPECIFICATIONS: The written portion of the Contract Documents consisting of requirements for materials, equipment, construction systems, standards and workmanship for the Work, and performance of related services; and are contained in Divisions 01 through 48.
58. SPECIFIED: As written in Technical Specifications and Specifications.
59. SUBCONTRACTOR: A person or entity who has a direct contract with Contractor to perform a portion of the Work at the site. The term "subcontractor" is referred to throughout the Contract Documents as if



singular in number and neuter in gender and means a subcontractor or an authorized representative of the subcontractor. The term "subcontractor" does not include a separate contractor or subcontractors of a separate contractor.

60. SUBMITTALS: Shop drawings, samples and other items specified in [Section 01 33 00 - Submittal Procedures](#).
  61. SUBSTANTIAL COMPLETION: The Work (or a specified part thereof) has progressed to the point where, in the opinion of the Project Manager and Architect/Engineer and as evidenced by a Certificate of Substantial Completion, the Work is sufficiently complete, in accordance with Contract Documents, so that the Work (or specified part) can be utilized for the purposes for which it is intended; or if no such certificate is issued, when the Work is complete and ready for final payment as evidenced by written recommendation of Project Manager and/or Architect/Engineer for final payment. The terms "substantially complete" and "substantially completed" as applied to all or part of the Work refer to Substantial Completion thereof. See [Section 01 29 00 – Payment Procedures](#), 1.8.A.2 regarding application for payment of Substantial Completion and [Section 01 77 00 – Closeout Requirements](#).
  62. SUPPLEMENTAL INSTRUCTION: A written work change directive to Contractor from Project Manager or Architect/Engineer, approved by Project Manager, ordering alterations or modifications which do not result in change in Contract Sum or Contract Times, and do not substantially change Drawings, Technical Specifications, or Specifications.
  63. UNDERGROUND FACILITIES: All pipelines, conduits, ducts, cables, wires, manholes, vaults, tanks, tunnels or other such facilities or attachments, and any encasements containing such facilities which have been installed underground to furnish any of the following services or materials: Electricity, gases, steam, liquid petroleum products, telephone or other communications, cable television, sewage and drainage removal, traffic or other control systems or water.
  64. WORK: The entire completed construction or the various separately identifiable parts thereof required to be furnished under the Contract Documents within the Contract Time. Work includes and is the result of performing or furnishing labor and furnishing and incorporating materials and equipment into the construction, and performing or furnishing services and furnishing documents, all as required by the Contract Documents including the Drawings, Technical Specifications, and Specifications. Wherever the word "work" is used, rather than the word "Work", it shall be understood to have its ordinary and customary meaning.
  65. WORKING DAY. A working day is defined as any day, except as follows:
    - a. Saturdays, Sundays, and legal holidays
    - b. Days on which the Contractor is prevented from performing work by inclement weather or conditions resulting therefrom.
- B. Wherever words "as directed", "as required", "as permitted", or words of like effect are used, it shall be understood that direction, requirements, or permission of City

or Project Manager is intended. Words "sufficient", "necessary", "proper", and the like shall mean sufficient, necessary or proper in judgment of City or Project Manager. Words "approved", "acceptable", "satisfactory", or words of like import, shall mean approved by, or acceptable to, or satisfactory to, City or Project Manager.

- C. Wherever the word "may" is used, the action to which it refers is discretionary. Wherever the word "shall" is used, the action to which it refers is mandatory. Where a colon (:) is used within sentences or phrases, the words "shall" or "shall be" are included by inference. Such imperative statements in the specifications are directed to the Contractor, who has overall responsibility for the subcontractors.

**PART 2 - PRODUCTS**

NOT USED

**PART 3 - EXECUTION**

NOT USED

**END OF SECTION 01 42 00**

**SECTION 01 42 13 - ABBREVIATIONS****PART 1 - GENERAL**

## 1.1 GENERAL

- A. Wherever in these Specifications references are made to the Standards, Specifications or other published data of the various national, regional, or local organizations, such organization may be referred to by their acronym or abbreviation only. As a guide to the use of these Specifications, the following acronyms or abbreviations which may appear in these Specifications shall have the meaning indicated herein.

## 1.2 ABBREVIATIONS AND ACRONYMS

AASHTO	American Association of State Highway and Transportation Officials
ACI	American Concrete Institute
AGC	Associated General Contractors
AI	The Asphalt Institute
AIA	American Institute of Architects
AISC	American Institute of Steel Construction
AISI	American Iron and Steel Institute
AITC	American Institute of Timber Construction
ANSI	American National Standards Institute, Inc.
APA	American Plywood Association
APWA	American Public Works Association
AREMA	The American Railway Engineering and Maintenance-of-Way Association
ASCE	American Society of Civil Engineers
ASLA	American Society of Landscape Architects

ASME	American Society of Mechanical Engineers
ASSE	American Society of Sanitary Engineering
ASTM	American Society for Testing and Materials
AWS	American Welding Society
AWWA	American Water Works Association
BASMAA	Bay Area Stormwater Management Agencies Association
BBC	Basic Building Code, Building Officials and Code Administrators International
BFL	Bay Friendly Landscaping
CALOSHA	California Occupational Safety and Health Administration
CA MUTCD	California Manual on Uniform Traffic Control Devices
CALTRANS	State of California Department of Transportation
CBC	California Building Code
CCR	California Code of Regulations
CFC	California Fire Code
CLFMI	Chain Link Fence Manufacturer's Institute
CPC	California Plumbing Code
CRSI	Concrete Reinforcing Steel Institute
CVC	California Vehicle Code
DBE	Disadvantaged Business Enterprise
DDW	Division of Drinking Water
EIA	Electronic Industries Association
ICBO	International Conference of Building Officials
IEEE	Institute of Electrical and Electronics Engineers
ISO	International Organization for Standardization
ITE	Institute of Traffic Engineers

MSS	Manufacturers Standardization Society
NACE	National Association of Corrosion Engineers
NBS	National Bureau of Standards
NEC	National Electrical Code
NEMA	National Electrical Manufacturer's Association
NFPA	National Fire Protection Association
OSHA	Occupational Safety and Health Administration (Federal)
PCA	Portland Cement Association
PUC	Public Utilities Commission
SSPC	Steel Structures Painting Council
STA	Seal of Testing Assurance Program
UL	Underwriters Laboratories, Inc
USCC	U S Composting Council

**PART 2 - PRODUCTS**

NOT USED

**PART 3 - EXECUTION**

NOT USED

**END OF SECTION 01 42 13**

## SECTION 01 43 00 – QUALITY ASSURANCE

### PART 1 - GENERAL

#### 1.1 SUMMARY

- A. This section includes administrative and procedural requirements for quality assurance.
  - 1. Workmanship: Quality of work.
  - 2. Tolerances: Finished surfaces.
- B. References:
  - 1. General: Refer to [Division 00 - General Conditions](#) and [Section 01 42 00 - References](#). Products or workmanship specified in the Project Manual by association, trade, or other consensus standards shall conform to the requirements of the standard, except when more rigid requirements are specified or are required by applicable codes.
  - 2. Contractual Relationship: The contractual duties and responsibilities of the parties of the Contract and those of the Project Manager shall not be altered from the requirements of the Contract Documents by any statement or inference in any reference document.
- C. Testing: Refer to [Section 01 45 00 – Quality Control](#).

### PART 2 - PRODUCTS

- 2.1 Refer to [Section 01 60 00 – Product Requirements](#); assure a consistent quality of products furnished by suppliers and manufacturers as indicated throughout the Project Manual.

### PART 3 - EXECUTION

#### 3.1 PERFORMANCE

- A. Refer to [Section 01 70 00 – Execution](#).
- B. Workmanship: Perform shop and field work with mechanics, craftspersons, artisans, and workers skilled and experienced in the fabrication and installation of work specified. Install and erect work plumb, level, square, and true, or true to indicated angle, and in proper alignment and relationship to other work. Finished work shall be free from defects and damage. Quality of work shall conform to the highest established standards and practices of the various trades required. The Project Manager reserves the right to reject materials and work quality which

does not meet accepted standards. Repair or replace substandard material or work as directed, at no additional cost to the City.

### 3.2 INSTALLATION

- A. General: Conduct quality control in concert with suppliers, products, services, site conditions, and workmanship, to produce work of specified quality.
- B. Manufacturer's Instructions:
  - 1. General: Follow manufacturer's instructions, including each step in progression of installation. If manufacturer's instructions conflict with Contract Documents, request clarification from Project Manager before commencing Work.
  - 2. Installer: Manufacturer approved, as required in the technical sections of the Project Manual.
  - 3. Field Services: Coordinate with manufacturer of a product, system, or assembly which requires special knowledge and skill for proper application/installation of the product, system, or assembly to obtain field service, consultation and inspection as required for the application/installation work at no additional cost to the City.
- C. Reference Standards: Conform to specified standards as minimum quality for the Work except where more stringent codes or specified requirements indicate higher standards or more precise workmanship.
- D. Anchorage: Secure products in place with positive anchorage devices designed and sized to withstand stress, vibration, physical distortion, or disfigurement.
- E. Tolerances: Adjust products to appropriate dimensions; position before securing in place. Monitor and control tolerances of installed products to produce acceptable Work.

**END OF SECTION 01 43 00**

**SECTION 01 45 00 – QUALITY CONTROL****PART 1 - GENERAL**

## 1.1 SUMMARY

- A. This Section includes administrative and procedural requirements for quality-control services.
- B. Quality-control services include inspections, tests, and related actions, including reports performed by Contractor, by independent agencies, and by governing authorities. They do not include contract enforcement activities performed by Owner.
- C. Inspection and testing services are required to verify compliance with requirements specified or indicated. These services do not relieve Contractor of responsibility for compliance with Contract Document requirements.
- D. Requirements of this Section relate to customized fabrication and installation procedures, not production of standard products.
- E. Specific quality-control requirements for individual construction activities are specified in the Sections that specify those activities. Requirements in those Sections may also cover production of standard products. Refer to the following:
  - 1. [Section 03 30 00 – Utility Cast-in-place Concrete](#) - 3.9 Field Quality Control
  - 2. [Section 03 60 00 – Grouting](#) - 3.4 Field Quality Control
  - 3. [Section 31 05 13 – Clearing & Grubbing, Excavation, and Earthwork](#) – 2.5 – Source Quality Control.
  - 4. [Section 31 23 16 – Utility Trenching](#) - 3.17 Field Quality Control
  - 5. [Section 32 11 23 – Aggregate Base Courses](#) – 3.5 Field Quality Control
  - 6. [Section 32 12 16 – Asphalt Paving](#) – 1.5 Quality Control Plan & 3.13 – Field Quality Control
  - 7. [Section 32 12 17 – Asphalt Paving Rehabilitation](#) – 1.5 Quality Control Plan & 3.17 – Field Quality Control
  - 8. [Section 32 13 13 – Concrete Surface Improvements](#) – 3.5 Field Quality Control
  - 9. [Section 32 17 26 – Detectable Warning Surfacing](#) – 3.4 Field Quality Control
  - 10. [Section 33 01 30 – Testing for Sanitary Sewer, Storm Drainage – Piping and Manholes](#) – 3.3 Field Quality Control
  - 11. [Section 33 05 13 – Manholes and Structures](#) – 3.4 Field Quality Control
  - 12. [Section 33 05 17 – Precast Concrete Valve Vaults and Meter Boxes](#) – 3.4 Field Quality Control
  - 13. [Section 33 11 13 – Water Distribution Piping](#) – 3.6 Field Quality Control
  - 14. [Section 33 12 00 – Water Distribution Equipment](#) – 3.4 Field Quality Control
  - 15. [Section 33 12 13 – Water Service Connections](#) – 3.4 Field Quality Control



16. [Section 33 12 16 – Water Distribution Valves](#) – 3.4 Field Quality Control
17. [Section 33 12 19 – Water Distribution Fire Hydrants](#) – 3.4 Field Quality Control
18. [Section 33 13 00 –Disinfecting of Water Distribution](#) – 3.3 Field Quality Control
19. [Section 33 31 13 – Sanitary Sewer Piping](#) – 3.4 Field Quality Control
20. [Section 33 41 13 – Storm Drainage Piping](#) – 3.5 Field Quality Control

- F. Specified inspections, tests, and related actions do not limit Contractor's quality-control procedures that facilitate compliance with Contract Document requirements.
- G. Requirements for Contractor to provide quality-control services required by Owner, or authorities having jurisdiction are not limited by provisions of this Section.

## 1.2 RESPONSIBILITIES

- A. Owner's Responsibilities: Unless otherwise indicated as the responsibility of another identified entity, the Owner shall provide inspections, tests, and other quality-control services specified elsewhere in the Contract Documents and required by authorities having jurisdiction.
- B. Where individual Sections specifically indicate that certain inspections, tests, and other quality-control services are the Contractor's responsibility, the Contractor shall employ and pay a qualified independent testing agency to perform quality-control services. Costs for these services are included in the Contract Sum.'
- C. Where the Owner has engaged a testing agency for testing and inspecting part of the Work, and the Contractor is also required to engage an entity for the same or related element, the Contractor shall not employ the entity engaged by the Owner, unless agreed to in writing by the Owner.
- D. Retesting: The Contractor is responsible for retesting where results of inspections, tests, or other quality-control services prove unsatisfactory and indicate noncompliance with Contract Document requirements, regardless of whether the original test was Contractor's responsibility. Refer to [Division 00 - General Conditions, Section 7.8](#).
  1. The cost of retesting construction, revised or replaced by the Contractor, is the Contractor's responsibility and will be at no cost to the Owner where required tests performed on original construction indicated noncompliance with Contract Document requirements.
- E. Associated Services: Cooperate with agencies performing required inspections, tests, and similar services, and provide reasonable auxiliary services as requested. Notify the agency sufficiently in advance of operations to permit assignment of personnel. Auxiliary services required include, but are not limited to, the following:

1. Provide access to the Work.
  2. Furnish incidental labor and facilities necessary to facilitate inspections and tests.
  3. Take adequate quantities of representative samples of materials that require testing or assist the agency in taking samples.
  4. Provide facilities for storage and curing of test samples.
  5. Deliver samples to testing laboratories.
  6. Provide the agency with a preliminary design mix proposed for use for materials mixes that require control by the testing agency.
  7. Provide security and protection of samples and test equipment at the Project Site.
- F. Duties of the Owner: Owner will retain a qualified independent agency to perform inspections, sampling, and testing of materials and construction specified in individual Sections.
1. Upon receipt of notice from the testing agency, Owner will notify the Contractor promptly of irregularities or deficiencies identified in the testing Work performance.
  2. The agency is not authorized to release, revoke, alter, or enlarge requirements of the Contract Documents or approve or accept any portion of the Work.
  3. The agency shall not perform any duties of the Contractor.

### 1.3 SUBMITTALS

- A. Unless the Contractor is responsible for this service, the independent testing agency shall submit a certified written report, in duplicate, of each inspection, test, or similar service to the Owner. If the Contractor is responsible for the service, submit a certified written report, in duplicate, of each inspection, test, or similar service through the Contractor.
1. Submit additional copies of each written report directly to the governing authority, when the authority so directs.
  2. Report Data: Written reports of each inspection, test, or similar service include, but are not limited to, the following:
    - a. Date of issue.
    - b. Project title and number.
    - c. Name, address, and telephone number of testing agency.
    - d. Dates and locations of samples and tests or inspections.
    - e. Names of individuals making the inspection or test.
    - f. Designation of the Work and test method.
    - g. Identification of product and Special Conditions/Specification Section.
    - h. Complete inspection or test data.
    - i. Test results and an interpretation of test results.
    - j. Ambient conditions at the time of sample taking and testing.
    - k. Comments or professional opinion on whether inspected or tested Work complies with Contract Document requirements.

- l. Name and signature of laboratory inspector.
- m. Recommendations on retesting.

#### 1.4 QUALITY ASSURANCE

- A. Qualifications for Service Agencies: Owner will engage inspection and testing service agencies, including independent testing laboratories, that are prequalified as complying with the American Council of Independent Laboratories' "Recommended Requirements for Independent Laboratory Qualification" and that specialize in the types of inspections and tests to be performed.
  - 1. Each independent inspection and testing agency engaged on the Project shall be authorized by (authorities having jurisdiction) to operate in the state where the Project is located.

### **PART 2 - PRODUCTS**

NOT USED

### **PART 3 - EXECUTION**

#### 3.1 REPAIR AND PROTECTION

- A. General: Upon completion of inspection, testing, sample taking and similar services, repair damaged construction and restore substrates and finishes. Comply with Contract Document requirements for [Section 01 70 00 - Execution](#).
- B. Protect construction exposed by or for quality-control service activities, and protect repaired construction.

**END OF SECTION 01 45 00**

**SECTION 01 50 00 – TEMPORARY FACILITIES AND CONTROLS****PART 1 - GENERAL****1.1 SUMMARY**

- A. This Section includes requirements for installation and removal of temporary facilities and controls, including temporary utilities, support facilities, and security and protection. See also, Division 00 – General Conditions, Article 7, including Sections 7.2, 7.4, and 7.9.
- B. Temporary utilities include, but are not limited to, the following:
  - 1. Water service and distribution.
  - 2. Temporary electric power and light.
  - 3. Temporary heat.
  - 4. Ventilation.
  - 5. Sanitary facilities, including drinking water.
  - 6. Fire protection water service.
- C. Support facilities include, but are not limited to, the following:
  - 1. Temporary enclosures.
  - 2. Temporary project identification signs and bulletin boards.
  - 3. Waste disposal services.
  - 4. Rodent and pest control.
  - 5. Signs.
- D. Security and protection facilities include, but are not limited to, the following:
  - 1. Barricades, warning signs, and lights.
  - 2. Sidewalk bridge or enclosure fence for the site.
  - 3. Environmental protection.

**1.2 SUBMITTALS**

- A. Temporary Utilities: Submit reports of tests, inspections, meter readings, and similar procedures performed on temporary utilities.
- B. Implementation and Termination Schedule: Within ten (10) working days of the date established for commencement of the Work, submit a schedule indicating implementation and termination of each temporary utility.
- C. Temporary Facilities Plan: Within ten (10) working days prior to scheduled installation of any temporary facility, submit a plan to the Project Manager for review and approval.

### 1.3 TEMPORARY FACILITIES

- A. Temporary Structures: Obtain permits for, install and maintain in safe condition, whatever scaffolds, hoisting equipment, barricades, walkways, or other temporary structures which may be required to accomplish the work on the Project. Such structures shall be adequate for the intended use and capable of safely accepting all loads that may be imposed upon them. They shall be installed and maintained in accordance with all applicable State and local codes and regulations.
- B. Temporary Heat: Provide and maintain temporary heat from an approved source whenever in the course of the Work it may become necessary for curing and drying of materials, or to warm spaces as may be required for the installation of materials or finishes.
- C. Dewatering: Provide and maintain facilities that may be required for dewatering in order that work may proceed on the Project. If it is necessary for dewatering to occur continually, have on hand whatever spare parts or equipment that may be required to prevent interruption of dewatering. If required, obtain Dewatering Permit from Delta Diablo (Sewer District) for waste discharge.
- D. Temporary Utilities: Provide and maintain all utility services necessary to perform the work under this Contract. These may include, but are not limited to, temporary electricity, water, gas, sewer and telephone, including charges and installation fees. Furnish and maintain all means of distribution of utility services required within the site to properly complete the Project.
- E. Storage: Store materials, tools, accessories, etc., only where directed by City. Keep storage area neat and clean. Security of stored items is Contractor's responsibility.
- F. Flammable Materials: When flammable materials are stored on site, take extra precautions, including clear identification.
- G. Sanitary Facilities: Provide and maintain temporary toilets and wash facilities in quantities and locations as required by CAL/OSHA and other local codes and regulations. Keep them maintained and supplied in a usable and sanitary condition at all times.
- H. Drinking Water: Provide and maintain adequate potable water stations at site until final completion of the Project.
- I. Field Office: If required by the Special Conditions, maintain an office at the Project site which will be the Contractor's headquarters for the Project. Any communications delivered to this office shall be considered as delivered to Contractor. Location and size of office shall be such that it will adequately serve

the needs of Contractor's superintendent and assistants in the performance of their duties.

- J. Removal of Temporary Facilities: Promptly remove temporary facilities when they are no longer needed for the work or for completion of the Project, mutually agreed upon by Contractor and City.
- K. Fire Hydrant: Provide site access and operational fire hydrant prior to any combustible construction on site. Fire hydrants to be relocated shall remain operational until the replacement fire hydrant is operational.

#### 1.4 QUALITY ASSURANCE

- A. Regulations: Comply with industry standards and applicable laws and regulations of authorities having jurisdiction including, but not limited to, the following:
  - 1. Building code requirements.
  - 2. Health and safety regulations.
  - 3. Utility company regulations.
  - 4. Police, fire department, and rescue squad rules.
  - 5. Environmental protection regulations.
- B. Standards: Comply with the following:
  - 1. NFPA 241 "Standard for Safeguarding Construction, Alterations, and Demolition Operations,"
  - 2. ANSI A10 Series standards for "Safety Requirements for Construction and Demolition," and
  - 3. NECA Electrical Design Library "Temporary Electrical Facilities."
- C. Electrical Service:
  - 1. Comply with NEMA, NECA, and UL standards and regulations for temporary electric service.
  - 2. Install service in compliance with NFPA 70 "National Electric Code" and PG&E Green Book, latest edition.
- D. Inspections: Arrange for authorities having jurisdiction to inspect and test each temporary utility before use. Obtain required certifications and permits.

#### 1.5 SIGNS

- A. No signs may be displayed on or about City's property (except those required by law) without City's specific approval; the size, content, and location to be as specified by City.

## 1.6 PROJECT CONDITIONS

- A. Temporary Utilities: Prepare a schedule indicating dates for implementation and termination of each temporary utility. At the earliest feasible time, when acceptable to the Owner, change over from use of temporary service to use of permanent service.
- B. Conditions of Use: Keep temporary services and facilities clean and neat in appearance. Operate in a safe and efficient manner. Relocate temporary services and facilities as the Work progresses. Do not overload facilities or permit them to interfere with progress. Take necessary fire-prevention measures. Do not allow hazardous, dangerous, or unsanitary conditions, or public nuisances to develop or persist on-site.
- C. Use of Roadways and Walkways: Do not block or interfere with use of any existing roadway, walkway or other facility for vehicular or pedestrian traffic, from any party entitled to use it. Wherever and whenever such interference becomes necessary for the proper and convenient performance of the Work, and no satisfactory detour route exists, before beginning the interference, notify City and post signs at least 72 hours in advance of such interference, and provide a satisfactory detour, including temporary bridge if necessary, or other proper facility for traffic to pass around or over the interference. Maintain the detour in a safe and satisfactory condition as long as the interference continues, all without extra payment unless otherwise expressly stipulated in the Special Conditions. Refer to [Section 01 55 26 – Temporary Traffic Control](#).

## PART 2 - PRODUCTS

### 2.1 MATERIALS

- A. General: Provide new materials. If acceptable to the Owner's Representative, the Contractor may use undamaged, previously used materials in serviceable condition. Provide materials suitable for use intended.
- B. Lumber and Plywood:
  - 1. For job-built temporary offices, shops, and sheds within the construction area, provide UL-labeled, fire-treated lumber and plywood for framing, sheathing, and siding.
  - 2. For signs and directory boards, provide exterior-type, Grade B-B high-density concrete form overlay plywood of sizes and thicknesses indicated.
  - 3. For fences and vision barriers, provide minimum 3/8-inch-thick exterior plywood.
  - 4. For safety barriers, sidewalk bridges, and similar uses, provide minimum 5/8-inch-thick exterior plywood.

- C. Gypsum Wallboard: Provide gypsum wallboard on interior walls of temporary offices.
- D. Roofing Materials: Provide UL Class A standard-weight asphalt shingles or UL Class C mineral-surfaced roll roofing on roofs of job-built temporary offices, shops, and sheds.
- E. Paint: Comply with requirements of [Section 09 90 00 – Painting and Coating](#). For sign panels and applying graphics, provide exterior-grade alkyd gloss enamel over exterior primer.
- F. Tarpaulins: Provide waterproof, fire-resistant, UL-labeled tarpaulins with flame-spread rating of 15 or less. For temporary enclosures, provide translucent, nylon-reinforced, laminated polyethylene or polyvinyl chloride, fire-retardant tarpaulins.
- G. Water: Provide potable water approved by local health authorities.
- H. Open-Mesh Fencing: Provide 0.120-inch-thick, galvanized 2-inch chain link fabric fencing 6 feet high with galvanized steel pipe posts; 1-1/2 inches I.D. for line posts and 2-1/2 inches I.D. for corner posts.

## 2.2 EQUIPMENT

- A. General: Provide new equipment. The Contractor may use undamaged, previously used equipment in serviceable condition. Provide equipment suitable for use intended.
- B. Water Hoses: For non-potable use (construction water) provide 3/4-inch, heavy-duty, abrasion-resistant, flexible rubber hoses 100 feet long, with pressure rating greater than the maximum pressure of the water distribution system. Provide adjustable shutoff nozzles at hose discharge and backflow devices as required per City standards.
- C. Electrical Outlets: Provide properly configured, NEMA-polarized outlets to prevent insertion of 110- to 120-Volt plugs into higher voltage outlets. Provide receptacle outlets equipped with ground-fault circuit interrupters, reset button, and pilot light for connection of power tools and equipment.
- D. Electrical Power Cords: Provide grounded extension cords. Use hard-service cords where exposed to abrasion and traffic. Provide waterproof connectors to connect separate lengths of electric cords if single lengths will not reach areas where construction activities are in progress. Do not exceed safe length-voltage ratio.
- E. Lamps and Light Fixtures: Provide general service lamps of wattage required for adequate illumination. Provide guard cages or tempered-glass enclosures where exposed to breakage. Provide exterior fixtures where exposed to moisture.



- F. Heating Units: Provide temporary heating units that have been tested and labeled by UL, FM, or another recognized trade association related to the type of fuel being consumed.
- G. Temporary Offices: If required by the Special Conditions, provide prefabricated or mobile units or similar job-built construction with lockable entrances, operable windows, and serviceable finishes. Provide heated and air-conditioned units on foundations adequate for normal loading.
- H. Temporary Toilet Units: Provide self-contained, single-occupant toilet units of the chemical, aerated recirculation, or combustion type. Provide units properly vented and fully enclosed with a glass-fiber-reinforced polyester shell or similar nonabsorbent material.
- I. Fire Extinguishers: Provide hand-carried, portable, UL-rated, Class A fire extinguishers for temporary offices and similar spaces. In other locations, provide hand-carried, portable, UL-rated, Class ABC, dry-chemical extinguishers or a combination of extinguishers of NFPA-recommended classes for the exposures.
- J. Comply with NFPA 10 and NFPA 241 for classification, extinguishing agent, and size required by location and class of fire exposure.

### **PART 3 - EXECUTION**

#### **3.1 INSTALLATION**

- A. Use qualified personnel for installation of temporary facilities. Locate facilities where they will serve the Project adequately and result in minimum interference with performance of the Work. Relocate and modify facilities as required.
- B. Provide each facility ready for use when needed to avoid delay. Maintain and modify as required. Do not remove until facilities are no longer needed or are replaced by authorized use of completed permanent facilities.

#### **3.2 TEMPORARY UTILITY INSTALLATION**

- A. General: Engage the appropriate local utility company to install temporary service or connect to existing service. Where company provides only part of the service, provide the remainder with matching, compatible materials and equipment. Comply with company recommendations.
  - 1. Arrange with company and existing users for a time when service can be interrupted, if necessary, to make connections for temporary services.
  - 2. Provide adequate capacity at each stage of construction. Prior to temporary utility availability, provide trucked-in services.
  - 3. Obtain easements to bring temporary utilities to the site where the Owner's

easements cannot be used for that purpose.

- B. Water Service: Install water service and distribution piping of sizes and pressures adequate for construction until permanent water service is in use. Sterilize temporary water piping prior to use in compliance with City Standards. Refer to [Section 33 13 00 - Disinfecting of Water Distribution](#).
- C. Temporary Electric Power Service: Provide weatherproof, grounded electric power service and distribution system of sufficient size, capacity, and power characteristics during construction period. Include meters, transformers, overload-protected disconnects, automatic ground-fault interrupters, and main distribution switchgear. Install wiring overhead and rise vertically where least exposed to damage.
- D. Temporary Lighting: When overhead floor or roof deck has been installed, provide temporary lighting with local switching. Install and operate temporary lighting that will fulfill security and protection requirements without operating the entire system. Provide temporary lighting that will provide adequate illumination for construction operations and traffic conditions.
- E. Temporary Heat: Provide temporary heat required by construction activities for curing or drying of completed installations or for protection of installed construction from adverse effects of low temperatures or high humidity. Select safe equipment that will not have a harmful effect on completed installations or elements being installed. Coordinate ventilation requirements to produce the ambient condition required and minimize consumption of energy. Ventilate enclosed areas to achieve curing of materials, to dissipate humidity, and to prevent accumulation of dust, fumes, vapors, or gases.
- F. Heating Facilities: Except where the Owner authorizes use of the permanent system, provide vented, self-contained, LP-gas or fuel oil heaters with individual space thermostatic control.
- G. Sanitary Facilities: Provide lockable temporary toilets and wash facilities. Comply with regulations and health codes for the type, number, location, operation, and maintenance of fixtures and facilities. Install where facilities will best serve the Project's needs. Locate away from storm drainage inlets and other water bodies. Provide toilet tissue, paper towels, paper cups, and similar disposable materials for each facility. Provide covered waste containers for used material.

### 3.3 SUPPORT FACILITIES INSTALLATION

- A. Locate field offices, storage sheds, and other temporary construction and support facilities for easy access. Location will be subject to City's approval.
- B. Provide incombustible construction for offices, shops, and sheds located within the construction area or within 30 feet of building lines. Comply with requirements of NFPA 241.
- C. Field Offices: Provide insulated, weather tight temporary offices of sufficient size to accommodate required office personnel at the Project Site. Keep the office clean and orderly for use for small progress meetings.
- D. Storage and Fabrication Sheds: Install storage and fabrication sheds sized, furnished, and equipped to accommodate materials and equipment involved, including temporary utility service. Sheds may be open shelters or fully enclosed spaces within the building or elsewhere on-site.
- E. Temporary Enclosures: Provide temporary enclosures for protection of construction, in progress and completed, from exposure, foul weather, other construction operations, and similar activities.
  - 1. Where heat is needed and the permanent building enclosure is not complete, provide temporary enclosures where there is no other provision for containment of heat. Coordinate enclosure with ventilating and material drying or curing requirements to avoid dangerous conditions and effects.
  - 2. Install tarpaulins securely, with incombustible wood framing and other materials. Close openings of 25 square feet or less with plywood or similar materials.
  - 3. Close openings through floor or roof decks and horizontal surfaces with load-bearing, wood-framed construction.
- F. Temporary Exterior Lighting: Install exterior yard and sign lights so signs are visible when Work is being performed.
- G. Collection and Disposal of Waste: Collect waste from construction areas and elsewhere daily. Comply with requirements of NFPA 241 for removal of combustible waste material and debris. Enforce requirements strictly. Do not hold materials more than 7 days during normal weather or 3 days when the temperature is expected to rise above 80 deg F. Handle hazardous, dangerous, or unsanitary waste materials separately from other waste by containerizing properly. Dispose of material lawfully.
- H. Rodent and Pest Control: Before deep foundation work has been completed, retain an Integrated Pest Management (IPM) Certified exterminator or pest control company to recommend practices to minimize attraction and harboring of rodents, roaches, and other pests. Employ this service to perform extermination and

control procedures at regular intervals so the Project will be free of pests and their residues at Substantial Completion. Perform control operations lawfully, using EPA recommended environmentally safe materials.

### 3.4 SECURITY AND PROTECTION FACILITIES INSTALLATION

- A. Temporary Fire Protection: Until fire-protection needs are supplied by permanent facilities, install and maintain temporary fire-protection facilities of the types needed to protect against reasonably predictable and controllable fire losses. Comply with NFPA 10 "Standard for Portable Fire Extinguishers" and NFPA 241 "Standard for Safeguarding Construction, Alterations, and Demolition Operations."
  - 1. Locate fire extinguishers where convenient and effective for their intended purpose, but not less than one extinguisher on each floor at or near each usable stairwell.
  - 2. Store combustible materials in containers in fire-safe locations.
  - 3. Maintain unobstructed access to fire extinguishers, fire hydrants, temporary fire-protection facilities, stairways, and other access routes for fighting fires. Prohibit smoking in hazardous fire-exposure areas.
  - 4. Provide supervision of welding operations, combustion-type temporary heating units, and similar sources of fire ignition.
- B. Permanent Fire Protection: At the earliest feasible date in each area of the Project, complete installation of the permanent fire-protection facility, including connected services, and place into operation and use. Instruct key personnel on use of facilities.
- C. Barricades, Warning Signs, and Lights: Comply with standards and code requirements for erection of structurally adequate barricades. Paint with appropriate colors, graphics, and warning signs to inform personnel and the public of the hazard being protected against. Where appropriate and needed, provide lighting, including flashing red or amber lights.
- D. Enclosure Fence: Before construction begins, install an enclosure fence with lockable entrance gates. Provide open-mesh, chain link fencing with posts. Locate where indicated, or enclose the entire site or the portion determined sufficient to accommodate construction operations. Install in a manner that will prevent people, dogs, and other animals from easily entering the site, except by the entrance gates.
- E. Security Enclosure and Lockup: Install substantial temporary enclosure of partially completed areas of construction. Provide locking entrances to prevent unauthorized entrance, vandalism, theft, and similar violations of security.
- F. Environmental Protection: Provide protection, operate temporary facilities, and conduct construction in ways and by methods that comply with environmental

regulations, and minimize the possibility that air, waterways, and subsoil might be contaminated or polluted or that other undesirable effects might result. Avoid use of tools and equipment that produce harmful noise. Restrict use of noise-making tools and equipment to hours that will minimize complaints from persons or firms near the site. Contractor is responsible for locking, and any vandalism, theft, unauthorized access and violation are Contractor's responsibility.

### 3.5 SIGNS

- A. Project Construction Sign: Provide minimum 32-square foot Project identification sign of wood frame and exterior grade plywood construction painted, with exhibit lettering by professional sign painter.

### 3.6 OPERATION, TERMINATION, AND REMOVAL

- A. Supervision: Enforce strict discipline in use of temporary facilities. Limit availability of temporary facilities to essential and intended uses to minimize waste and abuse.
- B. Maintenance: Maintain facilities in good operating condition until removal. Protect from damage by freezing temperatures and similar elements.
  - 1. Maintain operation of temporary enclosures, heating, cooling, humidity control, ventilation, and similar facilities on a 24-hour basis where required to achieve indicated results and to avoid possibility of damage.
  - 2. Protection: Prevent water-filled piping from freezing. Maintain markers for underground lines. Protect from damage during excavation operations.
- C. Termination and Removal: Remove each temporary facility when the need has ended, when replaced by authorized use of a permanent facility, or no later than Substantial Completion. Complete or, if necessary, restore permanent construction that may have been delayed because of interference with the temporary facility. Repair damaged Work, clean exposed surfaces, and replace construction that cannot be satisfactorily repaired.
  - 1. Materials and facilities that constitute temporary facilities are the Contractor's property.
  - 2. Remove temporary paving not intended for or acceptable for integration into permanent paving. Where the area is intended for landscape development, remove soil and aggregate fill that do not comply with requirements for fill or subsoil in the area. Remove materials contaminated with road oil, asphalt and other petrochemical compounds, and other substances that might impair growth of plant materials or lawns. Repair or replace street paving, curbs, and sidewalks at the temporary entrances, as required by the governing authority.
  - 3. At Substantial Completion, clean and renovate permanent facilities used during the construction period including, but not limited to, the following:
    - a. Replace air filters and clean inside of ductwork and housings.
    - b. Replace significantly worn parts and parts subject to unusual operating conditions.

- c. Replace lamps burned out or noticeably dimmed by hours of use.

**END OF SECTION 01 50 00**

**SECTION 01 55 26 – TEMPORARY TRAFFIC CONTROL****PART 1 - GENERAL**

## 1.1 SUMMARY

- A. Section Includes: temporary traffic control system including preparing and submitting temporary traffic control, pedestrian and bicycle access plans, temporary traffic signal, traffic control for utility trenching and backfill, utility coordination, vehicular traffic control, traffic control for adjacent property owners, traffic control for on-street parking, traffic control for bus stops and coordination with Tri Delta transit, maintaining traffic, temporary railing (type K), temporary crash cushion module, construction area signs, and temporary signing and striping.
- B. All temporary traffic control plans including temporary pedestrian and bicycle access plans submitted by the Contractor shall conform to California Manual of Uniform Traffic Control Devices (CA MUTCD) – Latest Edition.

## 1.2 REFERENCES

- A. California Manual of Uniform Traffic Control Devices (CA MUTCD) – Latest Edition.
- B. Cal/OSHA – California Division of Occupation Safety and Health
- C. Caltrans Standard Specifications
  - 1. Section 7 – Legal Relations and Responsibility to the Public
  - 2. Section 12 – Temporary Traffic Control

## 1.3 SUBMITTALS

- A. [Section 01 33 00 - Submittal Procedures](#): Requirements for submittals.
- B. Measurement and Payment:
  - 1. When temporary traffic control is included as a bid item, measurement will be made as a percentage of the costs incurred according to the list submitted except that not more than 75% of the bid price shall be paid prior to the final estimate for payment being due, said remaining 25% paid upon completion of cleanup and removal with final payment.
  - 2. When the contract does not include a contract pay item for temporary traffic control, full compensation for any necessary traffic control required shall be

considered as included in the prices paid for the various contract items of work involved and no additional compensation will be allowed therefore.

3. The adjustment provisions in the State Standard Specifications, Section 4-1.05, "Changes and Extra Work", shall not apply to the item of temporary traffic control system. Any adjustment in compensation for temporary traffic control due to an increase or decrease in the amount of traffic control system required by changes ordered by the Project Manager will be made on the basis of the cost of the increased or decreased temporary traffic control necessary. Such adjustment will be made on a force-account basis as provided in Section 9-1.04, "Force Account", of the State Standard Specifications for increased work.

## **PART 2 - (NOT USED)**

## **PART 3 - EXECUTION**

### **3.1 TEMPORARY TRAFFIC CONTROL SYSTEM**

- A. A temporary traffic control system shall consist of closing traffic lanes in conformance with the CA MUTCD, details shown on the Drawings, the provisions in Section 12, "Temporary Traffic Control", of the State Standard Specifications, the provisions under "Maintaining Traffic", and "Construction Area Signs" of the State Standard Specifications and the General Conditions, Special Conditions, and Technical Specifications.
- B. The provisions in this section will not relieve the Contractor of responsibility for providing additional devices or taking measures as may be necessary to comply with the provisions in Section 7-1.04, "Public Safety," of the State Standard Specifications and CA MUTCD.
- C. During traffic striping and pavement marker placement activities using bituminous adhesive, traffic shall be controlled, at the option of the Contractor, with either stationary or moving lane closures. During other operations, traffic shall be controlled with stationary lane closures. Attention is directed to the provisions in Section 12-6.03, "Construction," of the State Standard Specifications.
- D. If components in the traffic control system are displaced or cease to operate or function as specified, from any cause, during the progress of the work, the Contractor shall immediately repair the components to the original condition or replace the components and shall restore the components to the original location.
- E. A traffic control system shall consist of closing traffic lanes in accordance with the details shown on T-9 through T-17 of the latest edition of the Caltrans Standard Plans, California Manual of Uniform Traffic Control Devices (CA MUTCD), the



contract plans, the provisions of Section 12, " Temporary Traffic Control" of the State Standard Specifications and the General Conditions, Special Conditions, and Technical Specifications.

- F. Each vehicle used to place, maintain, and remove components of a traffic control system on multilane roadways shall be equipped with a Type II flashing arrow sign which shall be in operation when the vehicle is being used for placing, maintaining, or removing said components. The sign shall be controllable by the operator of the vehicle while the vehicle is in motion.
- G. The location of temporary traffic control devices shall be checked by the Contractor especially at the beginning of the work period and periodically throughout the work day, to ensure that the devices are properly placed and maintained.
- H. If any component in the traffic control system is displaced, or ceases to operate or function as specified, from any cause, during the progress of the work, the Contractor shall immediately notify the Project Manager and repair the said component to its original condition or replace said component and shall restore the component to its original location. The cost of providing temporary traffic control as required by the Project Manager shall be considered as included in the cost of traffic control. No additional compensation will be allowed therefor.
- I. The Contractor shall furnish competent Flaggers whose sole duties shall consist of directing the movement of traffic through or around the work. Flaggers shall not be used during the hours of darkness unless authorized by the City.
- J. The Contractor shall conduct all operations with the least possible obstruction and inconvenience to the public. The Contractor shall have under construction no greater length or amount of work than can be completed within a workday with due regards to the rights of the public.
- K. The Contractor shall provide and maintain all traffic control and safety items. The Contractor assumes sole and complete responsibility for the job and site conditions during the course of construction, including safety of all persons and property. This requirement shall apply continuously twenty-four (24) hours/day and shall not be limited to normal work hours.
- L. Personal and work vehicles of the Contractor, subcontractor or the Contractor's employees shall not be parked on the paved shoulders, sidewalk or the traveled way, including any section closed to public traffic. No vehicles of the Contractor shall be parked or driven on the sidewalk.
- M. All personnel occupying the roadway shall be required to wear approved safety vests with protective coloration.
- N. The Contractor shall notify local authorities of his intent to begin work at least five (5) working days before work is begun. The Contractor shall cooperate with local

authorities relative to handling traffic through the area and shall make his own arrangements relative to keeping the working area clear of parked vehicles.

- O. Upon completion of all work requiring use of lane closures, the Contractor shall remove all temporary signs, barricades, and markers and shall return the roadway and roadside areas to a condition equal to that which existed prior to construction.
- P. All asphalt concrete and temporary pavement delineations including pavement markers at the end of each stage shall be considered as a part of Traffic Control work.
- Q. No full road closures are allowed unless approved by the City Manager.
- R. No lane closures will be allowed on weekdays from 6:00 AM to 8:30 AM, or from 3:00 PM to 6:00 PM, except for emergencies or unless otherwise approved by the City Traffic Engineer.
- S. The full width of the traveled way shall be open for use by public traffic on Fridays after 3:00pm, Saturdays, Sundays and designated legal holidays, and when construction operations are not actively in progress.
- T. Two or more lane closures and lane closures with reversible control will not be allowed on weekdays before 9:00 AM, or after 3:00 PM.
- U. The lane closure(s) must be limited in duration and area as practicable and the times and dates of closure must be stated on the approved temporary traffic control plan.
- V. Lane closures and lane reduction shall conform to the provisions in "Maintaining Traffic" of the State Standard Specifications and the CA MUTCD.
- W. When lane closures are made for work periods only, at the end of each work period, all components of the traffic control system, except temporary portable delineators, K-rails and crash cushions placed along open trenches or excavation adjacent to the traveled way shall be removed from the traveled way and shoulder.
- X. To minimize the disruption to traffic, the Contractor shall:
  - 1. Permit local traffic to pass through the work with the least possible inconvenience or delay.
  - 2. Maintain existing driveways, commercial and residential, within the vicinity of the work area, keeping them open and in good, safe condition at all times.
  - 3. Remove or repair any condition resulting from the work that might impede traffic or create a hazard.
  - 4. Keep existing traffic signal and roadway lighting systems in operation throughout the construction work.
  - 5. Maintain continuous ADA accessible pedestrian and bicycle routes.

### 3.2 TEMPORARY TRAFFIC CONTROL, PEDESTRIAN AND BICYCLE ACCESS PLANS

- A. The Contractor shall provide a Temporary Traffic Control, Pedestrian and Bicycle Access Plans for each stage of construction and for each location.
- B. Temporary Traffic Control, Pedestrian and Bicycle Access Plans will be hand drawn and legible with an approximate graphic scale.
- C. Temporary Traffic Control, Pedestrian and Bicycle Access Plans will show all temporary striping, cones, barricades, channelizers, signs, flaggers, temporary k-rail, crash cushion modules; temporary turn pockets, dimensions of all stripe segments and lane widths, street names, temporary signal modifications, temporary traffic loops, portable changeable message signs, detour signs, construction area signs on all side streets, construction schedule, work hours and all times the temporary traffic control plan will be in effect.
- D. Temporary Traffic Control, Pedestrian and Bicycle Access Plans will also show continuous pedestrian and bicycle path of travel arrows, pedestrian and bicycle signage, pedestrian ADA ramps, bike ramps, temporary pedestrian crosswalks, temporary bike crossings, temporary pedestrian push buttons for signals, pedestrian and bicycle signage on all side streets, pedestrian and bicycle crossing signs, and areas for temporary ADA upgrades along the pedestrian path of travel.
- E. Temporary Traffic Control, Pedestrian and Bicycle Access Plans will be submitted to the City Traffic Engineer two (2) weeks prior to commencement of each stage of construction. The Temporary Traffic Control, Pedestrian and Bicycle Access Plans shall be reviewed by the City Traffic Engineer. Contractor to incorporate all comments from the City Traffic Engineer and resubmit the plans for approval prior to implementation. Assume two (2) rounds of review and resubmittal for each stage of construction.
- F. Once any segment of sidewalk or trail or corner is commenced with sawcut and/or any segment of sidewalk/trail is closed to pedestrians and bicyclists, Contractor will backfill and complete the improvements unless an approved detour plan is provided and approved by the City Traffic Engineer.

### 3.3 TRAFFIC SIGNAL

- A. If traffic signal inductive vehicle loop detectors and lead-in wiring not designated to be replaced on the Plans are damaged during the course of the construction period, they shall be replaced within one (1) week or as directed by the Project Manager. The cost of replacing damaged loop detectors including detector handholes or any other necessary repairs to the components of the traffic signal system shall be included in the cost of traffic control. No additional compensation will be allowed therefore.

### 3.4 UTILITY COORDINATION

- A. Contractor shall notify the utility companies as a first order of work about the project and submit a detailed project schedule to all utility companies.
- B. Each stage of construction shall allow for utility companies to complete their work. If Utility company's utilities are to be constructed, adjusted or relocated. the Contractor shall provide four (4) week window during each stage of construction for utility companies to have unobstructed access to the site. This four (4) week period will likely occur after demolition and setting of curb forms by the Contractor. The related utility work shall be coordinated with the utility companies prior to the two (2) week window. The Contractor shall also allow utility companies to work on site during the remaining time of each construction stage.
- C. The construction schedule shall identify the related utility work during each stage and shall be submitted for approval. Changes during construction that will impact the related utility work shall be identified on the Progress Schedule.
- D. The Contractor shall notify to the utility companies and the Project Manager immediately of any changes to the schedule.

### 3.5 TEMPORARY TRAFFIC CONTROL FOR UTILITY TRENCHING & BACKFILL

- A. All excavations shall be backfilled or covered at the end of each workday. Trench covers will be constructed to withstand pedestrian, bicyclist and vehicle loads. Trench covers in the vehicle areas will be steel plated to withstand vehicle loads. All trench covers shall be non-skid. In sidewalk areas, AC cutback shall be used as temporary ramps. Contractor shall maintain temporary AC surface to provide safe and comfortable passage over or along same, for pedestrian, bicyclist and vehicular traffic to the satisfaction of the Inspector in the field. Items which will require trench plates include, but are not limited to: storm drain, sewer, water main trenches, and irrigation crossings. Contractor to submit shop drawings to demonstrate method of trench plating, anchoring and asphalt tapers.
- B. The Contractor shall comply with the provisions in Section 7-1.02K(6), "Occupational Safety and Health Standards" of the State Standard Specifications.
- C. Spillage resulting from hauling operations along or across any public traveled way shall be removed immediately by the Contractor. The Contractor shall leave the project site in a neat, clean, and presentable state at the close of every workday.
- D. If material from the trench excavation spills onto the roadway, the roadway area shall be swept and washed with water to provide a safe and dust free surface before the lane is re-opened.

- E. The Contractor shall conform to the order of work requirements described on the plans and specifications. If the work items are not completed by the time specified, including any extension of time for excusable delays, the Contractor shall be liable to the City for any additional cost incurred by the City in its completion of the work, and the Contractor shall also be liable to the City for liquidated damages for any delay in the completion of the work.

### 3.6 TRAFFIC CONTROL FOR ADJACENT PROPERTY OWNERS

- A. A. The Contractor shall notify residents/businesses within a closed section by door hanger of sidewalk closures stating the date(s) of closure, limits of sidewalk closure, hours of construction, and detours. The door hangers shall be delivered no later than two (2) working days prior to sidewalk closure. Prior to dissemination, the Contractor shall present a copy to the Project Manager and get approval from the Project Manager for the door hanger.
- B. Work shall be accomplished in such a manner as to provide access to all intersecting streets and adjacent properties whenever possible. If during the course of the work, it is necessary to restrict access to certain driveways for an extended period of time, the Contractor shall
  1. Notify the affected residents, in writing, at least two (2) working days in advance.
  2. Provide signage and provide continuous Flaggers to direct traffic in and out of the parking.
  3. Maintain 11' minimum width.
  4. Reopen driveway by the end of the work day.
  5. Include the signage and Flaggers on the Traffic Control and Pedestrian Access Plans.
- C. To protect the rights of abutting property owners, the Contractor shall
  1. Conduct the construction so that the least inconvenience as possible is caused to abutting property owners.
  2. Maintain ready access to houses or businesses along the line of work, including ramps over work area.
  3. Notify all parties at least five (5) days, and again two (2) working days, in advance of work which would affect their property. The Contractor shall coordinate with City to obtain Right of Entry for any work within private property.
  4. The Contractor shall maintain access to adjacent private property at all times, and shall address driveway access on approved Traffic Control Plans.
  5. For Utility company and Developer projects, permittee shall obtain right of entry for any work in private properties.
  6. The Contractor shall maintain safe pedestrian and bicycle access at all times, including crosswalks, when it is required to close sidewalks.

7. Contractor shall provide Temporary Pedestrian and Bicycle Access Plan for any change in pedestrian and bicycle movements. All openings shall be covered or steel plated at the end of each workday, when working in an intersection and traffic lane. Covers in pedestrian areas shall be non-skid and ADA compliant. Contractor shall maintain temporary AC surface to provide safe and comfortable passage over or along same, for pedestrian, bicyclist and vehicular traffic to the satisfaction of the Inspector in the field.
8. The Contractor shall provide temporary pedestrian bridges and walkways as shown on Contractor's approved Temporary Traffic Control Plans. Temporary pedestrian bridges shall be provided to each affected doorway.

### 3.7 TRAFFIC CONTROL FOR ON-STREET PARKING:

- A. To maintain On-Street parking, the Contractor shall provide temporary signs for any existing On-Street parking closure and coordinate with adjacent businesses. Contractor shall restripe the existing On-Street Parking impacted by construction in-kind as required by the Project Manager within the project limits.
- B. The Contractor shall post City approved parking restrictions a minimum two (2) working days before work begins. All legal parking areas must be maintained and access to legally parked vehicles doors and storage areas must be maintained.
- C. Parking restrictions must be limited in time as practicable.

### 3.8 TRAFFIC CONTROL FOR BUS STOPS AND COORDINATION WITH TRANSIT AGENCY (TRI DELTA TRANSIT)

- A. If construction shall obstruct a bus stop, the Contractor shall notify the Transit Agency two (2) working days in advance. The Contractor shall be responsible for providing temporary bus stop with temporary bench, bus stop signs posts and no parking signs at locations specified by Transit Agency within a distance of maximum of 400' from existing bus stop.
- B. The Contractor shall be responsible for providing adequate safeguards, safety devices, protective equipment, and any other needed actions to protect life, health, and safety of the public, and to protect property in connection with the performance of the work covered by the contract. The Contractor shall perform any measures or actions the Project Manager may deem necessary to protect the public and property. Contractor shall install K-rail at all new bus stop pad construction areas.

### 3.9 MAINTAINING TRAFFIC

- A. Maintaining traffic shall conform to CA MUTCD, the provisions in Sections 7-1.03, "Public Convenience," Section 7-1.04, "Public Safety," and Section 12,

"Temporary Traffic Control," of the State Standard Specifications, and the City Standard Specifications.

- B. Closure is defined as the closure of a traffic lane or lanes, including shoulder, ramp or connector lanes, within a single traffic control system.
- C. The full width of the traveled way shall be open for use by public traffic as specified in Part 3.1 above, when construction operations are not actively in progress.
- D. Personal and work vehicles of the Contractor, subcontractor or the Contractor's employees shall not be parked on the traveled way or shoulders including sections closed to public traffic.
- E. The Contractor shall immediately restore to the original position and location a temporary traffic cone or delineator that is displaced or overturned, during the progress of work.
- F. If minor deviations from the Contractor's approved lane closure requirements are required, a written request shall be submitted to the City Traffic Engineer at least 15 days before the proposed date of the closure. The City Traffic Engineer may approve the deviations if there is no increase in the cost to the City and if the work can be expedited and better serve the public traffic.
- G. Designated legal holidays are:

**Holidays**

Holiday	Date observed
New Year's Day	January 1 <sup>st</sup>
Martin Luther King Jr. Day	3 <sup>rd</sup> Monday in January
Lincoln's Birthday	February 12 <sup>th</sup>
Washington's Birthday	3 <sup>rd</sup> Monday in February
Cesar Chavez Day	March 31 <sup>st</sup>
Memorial Day	Last Monday in May
Independence Day	July 4 <sup>th</sup>
Labor Day	1 <sup>st</sup> Monday in September
Columbus Day	2 <sup>nd</sup> Monday in October
Veterans Day	November 11 <sup>th</sup>
Thanksgiving Holidays	4 <sup>th</sup> Thursday and Friday in November
Christmas Day	December 25 <sup>th</sup>

If a designated holiday falls on a Sunday, the following Monday is a designated holiday. If November 11th falls on a Saturday, the preceding Friday is a designated holiday.

- H. Pedestrian and Bicycle access facilities shall be provided through construction areas within the public right of way as shown on the Contractor's approved Temporary Traffic control, Pedestrian and Bicycle Access plans and as specified herein. Pedestrian walkway shall be surfaced with asphalt concrete, Portland cement concrete or timber. The surface shall be skid resistant and free of irregularities. Hand railings shall be provided on each side of pedestrian walkways as necessary to protect pedestrian traffic from hazards due to construction operations or adjacent vehicular traffic. Protective overhead covering shall be provided as necessary to insure protection from falling objects and drip from overhead structures. If the Contractor's operations require the closure of one walkway, then another walkway shall be provided nearby, off the traveled roadway.
- 3.10 CONTINGENCY PLAN: A detailed contingency plan shall be prepared for reopening closures to public traffic. The contingency plan shall be submitted to the Project Manager within one (1) business day of the Project Manager's request.
- 3.11 LATE REOPENING OF CLOSURES
- A. If a closure is not reopened to traffic by the specified time, work shall be suspended in conformance with the provisions in Section 8-1.06, "Suspensions" of the State Standard Specifications. No further closures are to be made until the City Traffic Engineer has accepted a work plan, submitted by the Contractor that will insure that future closures will be reopened to traffic at the specified time. The City Traffic Engineer will have two (2) business days to accept or reject the Contractor's proposed work plan. The Contractor will not be entitled to compensation for the suspension of work resulting from the late reopening of closures.
- B. For each 10-minute interval, or fraction thereof past the time specified to reopen the closure, City will deduct payments per interval from moneys due or that may become due the Contractor under the contract. See deductible schedule below:
1. Residential Streets - \$50 per 10 minutes
  2. Collector Streets - \$100 per 10 minutes
  3. Arterial Streets - \$400 per 10 minutes.
- 3.12 TEMPORARY RAILING (TYPE K)
- A. Temporary railing (Type K) shall be placed as shown on the Contractor's approved Temporary Traffic Control, Pedestrian and Bicycle Access plans, as specified in the Drawings or where ordered by the Project Manager and shall conform to CA MUTCD, the provisions in Section 12, "Temporary Traffic Control" of the State Standard Specifications and the City Standard Specifications.



- B. Temporary railing (Type K) shall consist of interconnected new or undamaged used precast concrete barrier units as shown on the Contractor's approved Temporary Traffic Control, Pedestrian and Bicycle Access plans. Exposed surfaces of new and used units shall be freshly coated with a white color paint prior to their first use on the project. The paint shall conform to the provisions in Section 91-4.02B, "Acrylic Emulsion Paint for Exterior Masonry" of the State Standard Specification.
- C. Concrete shall conform to the provisions in Section 90-2, "Minor Concrete" of the State Standard Specifications. Load tickets and a Certificate of Compliance will not be required.
- D. Reinforcing steel shall conform to the provisions in Section 52, "Reinforcement" of the State Standard Specifications.
- E. Steel bars to receive bolts at ends of concrete panels shall conform to the requirements in ASTM Designation: A 36. The bolts shall conform to the requirements in ASTM Designation: A 307.
- F. The final surface finish of temporary railings (Type K) shall conform to the provisions in Section 51-1.03F(2), "Ordinary Surface Finish" of the State Standard Specifications. Exposed surfaces of concrete elements shall be cured by the water method, the forms in place method, or the pigmented curing compound method. The pigmented curing compound shall be curing compound (1) as specified in Section 90-1.03B(3), "Curing Compound Method" of the State Standard Specifications. The Contractor shall furnish a Certificate of Compliance to the Project Manager in conformance with the provisions in Section 6-2.03C "Certificates of Compliance" of the State Standard Specification, for all new or used temporary railing (Type K) that is not cast on the project.
- G. Temporary railing (Type K) shall be set on firm, stable foundation. The foundation shall be graded to provide a uniform bearing throughout the entire length of the railing. Any excavation and backfill shall conform to the provisions in Section 19-3, "Structure Excavation and Backfill" of the State Standard Specification except that compaction of earth fill placed behind the temporary railing (Type K) in a curved layout will not be required.
- H. Abutting ends of precast concrete units shall be placed and maintained in alignment without substantial offset to each other. The precast concrete units shall be positioned straight on tangent alignment and on a true arc on curved alignment.
- I. At the locations required on the plans, threaded rods or dowels shall be bonded in holes drilled in the existing concrete. Drilling of holes and bonding of threaded rods or dowels shall conform to the provisions for bonding dowels in Section 83-3.01A, "Summary" of the State Standard Specifications. After removal of the temporary railing (Type K), all threaded rods or dowels shall be removed to a

depth of at least one inch below the surface of the concrete. The resulting holes shall be filled with mortar in conformance with the provisions in Section 51-1.02F, "Mortar" of the State Standard Specification, except that the mortar shall be cured by either the water method or by the curing compound method. If the curing compound method is used, the curing shall conform to the provisions for curing concrete barrier in Section 83-3.03A(8), "Curing" of the State Standard Specifications.

- J. Each rail unit shall have a reflector installed on top of the rail. Reflectors shall be as specified in the technical specifications, and adhesive shall conform to the reflector manufacturer's recommendations. A Type P marker panel shall also be installed at each end of railing installed adjacent to a two lane, two-way highway and at the end facing traffic of railing installed adjacent to a one-way roadbed. If the railing is placed on a skew, the marker shall be installed at the end of the skew nearest the traveled way. Type P marker panels shall conform to the provisions in Section 82, "Signs and Markers" of the State Standard Specifications, except that the Contractor shall furnish the marker panels.
- K. When temporary railings (Type K) are removed, any area where temporary excavation or embankment was used to accommodate the temporary railing shall be restored to its previous condition or constructed to its planned condition.
- L. Prior to each stage of construction Contractor will provide a layout of the proposed temporary railing, crash cushion locations, and temporary striping/signing for the railing.
- M. Water filled barriers will be considered in lieu of temporary railings (Type K), upon a written request from the contractor along with proposed details, layout plan, temporary signing & striping and installation.

### 3.13 TEMPORARY CRASH CUSHION MODULE

- A. This work shall consist of furnishing, installing, and maintaining sand filled temporary crash cushion modules in groupings or arrays at each location shown on the Contractor's approved traffic control plans, as specified in the technical specifications or where designated by the Project Manager. The grouping or array of sand filled modules shall form a complete sand filled temporary crash cushion in conformance with the details shown on the plans and the technical specifications.
- B. Temporary crash cushions shall be secured in place prior to commencing work for which the temporary crash cushions are required.
- C. Whenever the work or the Contractor's operations establishes a fixed obstacle, the exposed fixed obstacle shall be protected with a sand filled temporary crash cushion. The sand filled temporary crash cushion shall be in place prior to opening the lanes adjacent to the fixed obstacle to public traffic.

- D. Sand filled temporary crash cushions shall be maintained in place at each location, including times when work is not actively in progress. When no longer required, as determined by the Project Manager, sand filled temporary crash cushions shall be removed from the site of the work.
- E. Modules contained in each temporary crash cushion shall be of the same type at each location. The color of the modules shall be the standard yellow color, as furnished by the vendor, with black lids. The modules shall exhibit good workmanship free from structural flaws and objectionable surface defects. The modules need not be new. Good used undamaged modules conforming to color and quality of the types specified herein may be utilized.
- F. Modules shall be filled with sand in conformance with the manufacturer's directions, and to the sand capacity in pounds for each module shown on the plans. Sand for filling the modules shall be clean washed concrete sand of commercial quality. At the time of placing in the modules, the sand shall contain no more than 7 percent water as determined by California Test 226.
- G. Modules damaged due to the Contractor's operations shall be repaired immediately by the Contractor at the Contractor's expense. Modules damaged beyond repair, as determined by the Project Manager, due to the Contractor's operations shall be removed and replaced by the Contractor at the Contractor's expense.
- H. A Type R or P marker panel shall be attached to the front of the crash cushion. The marker panel, when required, shall be firmly fastened to the crash cushion with commercial quality hardware or by other methods determined by the Project Manager.
- I. At the completion of the project, temporary crash cushion modules, sand filling, pallets or frames, and marker panels shall become the property of the Contractor and shall be removed from the site of the work. Temporary crash cushion modules shall not be installed in the permanent work.
- J. Repairing modules damaged by public traffic and modules damaged beyond repair by public traffic, when ordered by the Project Manager, shall be removed and replaced immediately by the Contractor. Modules replaced due to damage by public traffic will be not be measured and paid for and shall be considered as included in the lump sum price paid for Temporary Traffic Control.
- K. Include allowance for Project Manager to order a lateral move of the sand filled temporary crash cushions where the repositioning is not shown on the Contractor's approved traffic control plans. Moving the sand filled temporary crash cushion will be considered as included in the lump sum price paid for Temporary Traffic Control and no additional compensation will be allowed therefore and these temporary crash cushion modules will not be counted for payment in the new position.

3.14 CONSTRUCTION AREA SIGNS

- A. Construction area signs shall be furnished, installed, maintained, and removed when no longer required in accordance with CA MUTCD, the provisions in Section 12-3.11, "Construction Area Signs," of the State Standard Specifications, the contract drawings, and the General Conditions, Special Conditions, and Technical Specifications. The base material of construction area signs shall not be plywood. This includes but not limited to furnishing and installation of Pedestrian and Bicycle Signs.

**END OF SECTION 01 55 26**

**SECTION 01 56 10 – PROTECTION OF PROPERTY****PART 1 - GENERAL****1.1 SUMMARY****A. Section Includes:**

1. Existing Utilities and Improvements
2. Safeguarding of Existing Facilities
3. Restoration of Pavement
4. Emergency Work
5. Preconstruction Site Documentation

**B. Related Sections:**

1. [Section 01 50 00 – Temporary Facilities and Controls](#)
2. [Section 01 32 00 – Construction Progress Documentation](#)

**1.2 EXISTING UTILITIES AND IMPROVEMENTS****A. Underground Facilities:** Notify Underground Service Alert (U.S.A.) prior to excavating at the site so that utility companies and other City departments having underground facilities in the area may be advised of the work and may field mark or otherwise protect and warn Contractor of their existing utility lines.

1. Provide reasonable access and do not hinder or otherwise interfere with any company or agency having underground facilities in removing, relocating, or protecting such facilities.

**B. Excavations:** Verify the actual locations and depths of all utilities indicated or field marked. Make a sufficient number of exploratory excavations of all utilities that may interfere with the Work sufficiently in advance of construction to avoid possible delays to Contractor's work.

1. Notify the City when such exploratory excavations show the utility location as shown or as marked to be in error.
2. When utility lines are encountered within the area of Contractor's operations, notify the Project Manager and the Owner(s) of the utility lines sufficiently in advance for the necessary protection measures to be taken to prevent interruption of service or delay to Contractor's operations.

**1.3 SAFEGUARDING OF EXISTING FACILITIES****A. Damage:** Perform all work, including dewatering operations, in such a manner as to avoid damage to existing sewer and water systems, fire hydrants, power poles, lighting standards, and all other existing utilities, facilities, trees and vegetation, and structures. The Contractor will be held responsible for any damage due to its failure to exercise due care, and at no cost to the City.

- B. Removal and Disposal: Broken concrete, debris, and the like, shall be immediately removed from the property site as the Contractor's property and disposed of in a legal manner.
- C. Existing Facilities: Exercise due care to avoid damage to existing pipe and coating, wrapping, sewers, conduit, or other existing facilities and structures. Should the Contractor damage or displace any of the above, repair same to the satisfaction of the Project Manager; all expenses in connection therewith shall be borne solely by the Contractor.
- D. Sewer System: Do not allow debris to enter the sewer system.

#### 1.4 RESTORATION OF PAVEMENT

- A. General: All paved areas cut or damaged during construction shall be replaced with materials of equal thickness to match the existing undisturbed areas, except where specific resurfacing requirements are called for in the Contract Documents or in the permit requirements of the agency issuing the permit. All pavements which are subject to partial removal shall be neatly saw cut in straight lines.
- B. Temporary Resurfacing: Place temporary surfacing promptly after backfilling and maintain such surfacing in a satisfactory condition for the period of time before proceeding with the final restoration.
- C. Permanent Resurfacing: Damaged edges of pavement along excavations and elsewhere shall be trimmed back by saw cutting in neat straight lines. All pavement restoration shall be constructed to finished grades compatible with undisturbed adjacent pavement.
- D. Restoration of Sidewalks or Driveways: Wherever sidewalks, curbs and gutters, or driveways have been removed for construction purposes, place suitable temporary sidewalks, curbs and gutters, or driveways promptly after backfilling and maintain them in satisfactory condition for the period of time before the final restoration has been made.

#### 1.5 EMERGENCY WORK

- A. General: At all times have adequate personnel, materials, and equipment available at short notice to protect adjoining property, maintain, or make emergency repairs. If during the progress of the Contract, the Contractor's construction crews should be absent from the location of the work at a time when any failure or faulty condition of the Contractor's work requires emergency action in the public interest, the City shall have the right to make repairs and corrections as required with its own forces at the Contractor's expense.
- B. Contact Information: Furnish the Project Manager with names and telephone numbers of at least three (3) persons to contact in case of emergencies; these

persons shall be authorized to perform such work as deemed necessary by the Project Manager.

#### 1.6 PRECONSTRUCTION SITE DOCUMENTATION

- A. Prevention of Damage: Use such methods and take adequate precautions to prevent damage to existing buildings, structures, and other improvements during the prosecution of the work.
- B. Joint Examination: After the Contract is awarded and before the commencement of work, the Project Manager will arrange for a joint examination of the work, as applicable, which might be damaged by the Contractor's operations
- C. Scope of Examination: The examination will include the exterior of existing buildings, structures, and other improvements located within twenty-five (25) feet of the construction excavation. Examination will be made jointly by authorized representatives of the Contractor, the City, and property owners under the supervision of the Project Manager. The scope of each examination will include, but is not limited to, written and photographic recording of cracks in structures, settlement, leakage, and the like.
- D. Photos and Videos: Take photos and videos during the joint examination review. Provide digital photos and videos to the Project Manager within thirty (30) consecutive days of the date taken.
- E. Use of Records and Photographs: Any and all records and photographs are intended for use as indisputable evidence in ascertaining the extent of any damage which may occur as a result of the Contractor's operations. They are for the protection of the adjacent property owners, the Contractor, and the City and will be a means of determining whether and to what extent damage, resulting from the Contractor operations, occurred during the Contract Work.
- F. Requirements for Photographs and Videos: Refer to [Section 01 32 00 – Construction Progress Documentation](#).

#### **PART 2 - PRODUCTS**

NOT USED

#### **PART 3 - EXECUTION**

NOT USED

**END OF SECTION 01 56 10**

**SECTION 01 57 23 – STORM WATER POLLUTION PREVENTION****PART 1 - GENERAL**

## 1.1 SUMMARY

- A. Section Includes: requirements for temporary utilities, support facilities, storm water pollution prevention, erosion control, traffic control, support, and security and protection facilities.
- B. Projects that have a soil disturbance of one acre or greater are subject to the State Water Resources Control Board's (SWRCBs) Construction General Permit. The appropriate Legally Responsible Person (LRP), or approved representative must obtain coverage by filing the Permit Registration Documents (PRDs) prior to commencement of any construction activity. A Stormwater Pollution Prevention Plan (SWPPP) shall be prepared by a Qualified SWPPP Developer (QSD) and submitted to the City prior to issuance of a grading permit. Contractor shall comply with all requirements of SWRCBs Construction General Permit Order No. 2009-0009-DWQ, and amended Orders 2010-0014-DWQ, and 2012-0006-DWQ.
- C. Projects that are less than one acre and are Caltrans related (State Highway Projects) are required to have a Water Pollution Control Plan (WPCP) prepared in accordance with Caltrans' standard WPCP template.
- D. Projects that are less than one acre and are not Caltrans related are required to have an Erosion and Sedimentation Control Plan prepared and submitted to the City for approval prior to issuance of a grading permit.

## 1.2 PRICE AND PAYMENT PROCEDURES

- A. [Section 01 29 00 - Payment Procedures](#)
- B. Notice of Intent (NOI) and Annual Permit Fees for Capital Improvement Projects shall be paid by the City.
- C. The Developers shall pay all associated Construction General Permit (CGP) fees for all new development/redevelopment projects requiring a permit from the City.



### 1.3 REFERENCES:

- A. California Stormwater Quality Association (CASQA) has developed a standard SWPPP template for traditional Risk 1,2, and 3 projects that is prevalent in California and can be downloaded from [www.CASQA.org](http://www.CASQA.org). (Note: An annual subscription is required to access to access the CASQA construction portal.)
- B. SWPPP: The Stormwater Pollution Prevention Plan (SWPPP) shall be designed to comply with California's General Permit for Stormwater Discharges Associated with Construction and Land Disturbance Activities (General Permit) Order No. 2009-0009-DWQ as amended by Order No. 2010-0014-DWQ (NPDES No. CAS000002) and 2012-0006-DWQ, Waste Discharge Requirements (WDRs) for Discharges of Storm Water Runoff Associated with Construction Activity (herein after referred to as General Permit) issued by the State Water Resources Control Board (State Water Board). In accordance with the General Permit, Section XIV, designed to address the following:
  - 1. Pollutants and their sources, including sources of sediment associated with construction, construction site erosion and other activities associated with construction activity are controlled.
  - 2. Where not otherwise required to be under a Regional Water Quality Control Board (Regional Water Board) permit, all non-stormwater discharges are identified and either eliminated, controlled, or treated.
  - 3. Site Best Management Practices (BMPs) are effective and result in the reduction or elimination of pollutants in stormwater discharges and authorized non-stormwater discharges from construction activity to the Best Available Technology/Best Control Technology (BAT/BCT) standard.
  - 4. Calculations and design details as well as BMP controls are complete and correct.
  - 5. Stabilization BMPs will be installed to reduce or eliminate pollutants after construction is completed.

### 1.4 SUBMITTALS

- A. Notice of Intent (NOI): The Legally Responsible Person shall file the Notice of Intent (NOI) and submit all PRDs to the SWRCB prior issuance of a grading permit. For City Capital Improvement Projects, the Contractor shall file the NOI and submit all PRDs to the SWQRB on behalf of the City. Contractor to obtain the Waste Discharge Identification Number (WDID #) on behalf of the City, or as otherwise directed by the City Engineer.
- B. SWPPP:
  - 1. Contractor shall submit SWPPP for Project Manager's review within ten (10) calendar days after award of project.
  - 2. The Contractor shall submit a site-specific Storm Water Pollution Prevention Plan (SWPPP) prepared by a Qualified SWPPP Developer (QSD) the Contractor shall amend the SWPPP when required, prepare a Construction

- Site Monitoring Plan (CSMP), and perform water pollution control work under the oversight of a Qualified SWPPP Practitioner (QSP), as specified in the General Permit. The Contractor shall identify an individual to be a Data Submitter (DS) for this contract. All reports and data that must be submitted to the State Water Resources Control Board will be uploaded by the Contractor's DS to the Stormwater Multi-Application and Report Tracking System (SMARTS) website for certification to the state by the City Legally Responsible Person (LRP) or their Approved Signatory (A/S).
3. The QSD, QSP, and DS designated by the Contractor may be different individuals.
  4. Storm Water Pollution Prevention Plan (SWPPP):  
The Contractor shall prepare and submit a site-specific Storm Water Pollution Prevention Plan (SWPPP) to the City Engineer for approval. The SWPPP shall be prepared and certified by a Qualified SWPPP Developer (QSD) holding one of the certifications or registrations listed in Section VII of the Construction General Permit. Within seven (7) working days after contract award, the Contractor shall submit two (2) printed copies of the SWPPP and Site Map and one electronic copy in electronic file (.pdf) format to the Project Manager for review. The Contractor shall allow five (5) working days for the Project Manager's review. If revisions are required, the Project Manager will provide comments, and the Contractor shall revise and resubmit the SWPPP and Site Map in printed and electronic form within five (5) working days of receipt of the Project Manager's comments. Within three (3) working days of receipt of the City Engineer's approved SWPPP, the Contractor shall submit three (3) paper copies of the approved SWPPP to the City Engineer. Once the City Engineer has approved the SWPPP for the project, the Contractor may proceed with construction activities requiring coverage under the General Permit.
  5. WDDID Number: The Contractor shall not perform work that may cause water pollution until the state has issued a WDDID number for the project. The City Engineer's review and approval of the SWPPP shall not waive any contract requirements and shall not relieve the Contractor from complying with Federal, State and local laws, regulations, and requirements. Working days shall not be counted if the controlling item of work cannot be performed during the initial preparation and review of the SWPPP and Site Map and between the date that the approved SWPPP has been received by the City Engineer, and the date the City Engineer has notified the Contractor that a WDDID number has been assigned to the project.
  6. Approved SWPPP: The Contractor shall keep a copy of the approved SWPPP at the job site at all times during construction. The SWPPP shall be made available when requested by a representative of the Regional Water Quality Control Board, State Water Resources Control Board, United States Environmental Protection Agency, or the local storm water management agency. Requests from the public shall be directed to the Project Manager.

C. WPCP

1. General: Contractor shall submit WPCP for City review within ten (10) calendar days after award of project.
2. Water Pollution Control Plan:  
The Contractor shall prepare and submit a site-specific Water Pollution Control Plan (WPCP) to the Project Manager and Construction for approval. Within seven (7) working days after contract award, the Contractor shall submit two (2) printed copies of the WPCP and Site Map and one electronic copy in electronic file (.pdf) format to the Project Manager for review. The Contractor shall allow five (5) working days for the Project Manager's review. If revisions are required, the Project Manager will provide comments, and the Contractor shall revise and resubmit the WPCP and Site Map in printed and electronic form within five (5) working days of receipt of the Project Manager's comments. Within three (3) working days of receipt of the Project Manager's approved WPCP, the Contractor shall submit three (3) paper copies of the approved WPCP to the Project Manager. Once the Project Manager has approved the WPCP for the project, the Contractor may proceed with construction activities.

The Contractor shall keep a copy of the approved WPCP at the job site. The WPCP shall be made available when requested by a representative of the Regional Water Quality Control Board, State Water Resources Control Board, United States Environmental Protection Agency, or the local storm water management agency. Requests from the public shall be directed to the Project Manager.

1.5 WATER POLLUTION CONTROL DRAWING/EROSION CONTROL PLAN

- A. General: Contractor shall include a Water Pollution Control Drawing (WPCD) / Erosion and Sediment Control Plan (ESCP) as a part of the SWPPP/WPCP. Revisions and Amendments to the WPCDs shall be prepared and uploaded to SMARTS by Contractor's QSP and/or QSD.
- B. For any State Highway projects, Contractor shall provide a Water Pollution Control Drawing as required by Caltrans. Contractor to provide an Erosion and Sedimentation Control Plan to the Engineering Division for review and approval prior to issuance of a grading permit.
- C. Deficiencies: The Contractor shall construct, inspect, maintain, remove, and dispose of the water pollution control measures. If the Contractor, the Contractor's QSP, or the City Engineer and/or his representative identifies a deficiency in the implementation of the approved SWPPP/WPCP, the deficiency shall be corrected immediately, and at a minimum of 72 Hours. The deficiency shall be corrected before the onset of precipitation. If the Contractor fails to

correct the deficiency by the 72-hour timeframe or before the onset of precipitation, the Project Manager may correct the deficiency and deduct the cost of correcting deficiencies from payments. If the Contractor fails to conform to the provisions of this section, the Project Manager may order the suspension of work until the project complies with the requirements of the Construction General Permit and this section.

- D. Weather Forecasts: The Contractor shall monitor the National Oceanic and Atmospheric Administration (NOAA) weather forecast on a daily basis during the contract. The Contractor shall perform SWPPP/WPCP Inspections according to the Risk Level. The Contractor will provide soil stabilization and sediment control practices whenever there is a 50% probability of rain within 48 hours as predicted by the NOAA. The Contractor shall maintain soil stabilization and sediment control materials on site to protect disturbed soil areas throughout the life of construction project.

## 1.6 IMPLEMENTATION REQUIREMENTS

- A. QSP: The Contractor shall designate in writing a Qualified SWPPP Practitioner (QSP) who shall be responsible for non-storm water and storm water visual observations and inspections, and for ensuring that all BMP required by the SWPPP/WPCP and General Construction Permit are properly implemented and maintained. The QSP shall meet the training and certification requirements in the Construction General Permit.
- B. SWPPP Requirements: All measures required by the SWPPP/WPCP shall be implemented concurrent with the commencement of construction. No construction may start without all BMPs in place. Pollution practices and devices shall be followed or installed as early in the construction schedule as possible with frequent upgrading of devices as needed as construction progresses to protect water quality at all times.
- C. Inspection and Maintenance: The Contractor's Qualified SWPPP Developer (QSD) shall develop and implement a written site-specific Construction Site Monitoring Program (CSMP) in accordance with the requirements of the General Permit and the Technical Specifications, and Contractor's QSP shall monitor the water pollution control practices identified in the General Permit and SWPPP as follows:
  - 1. Visual Inspections, Quarterly Non-storm water discharge
  - 2. Minimum of Weekly Visual Inspections of all Best Management Practices (BMP) that need maintenance to operate effectively, that have failed or that could fail to operate as intended.
  - 3. BMP Inspections, Baseline Pre-storm event
  - 4. Rain Event Action Plan (REAP)
  - 5. BMP Inspections, 24-Hours during extended rain events
  - 6. BMP Inspections, Post-storm event.

- D. The QSP shall oversee the maintenance of the water pollution control practices. The QSP shall document all visual inspection activities with written reports according to the requirements of the Construction General Permit. The format of the reports shall be approved by the Project Manager.
- E. A copy of all written reports documenting implementation of the CSMP shall be submitted to the Project Manager within 48 hours of finishing the inspection and shall remain on site during construction.
- F. Reporting Requirements: If the Contractor identifies discharges into surface waters or drainage systems causing or potentially causing pollution, or if the project receives a written notice or order from a regulatory agency, the Contractor shall immediately inform the Project Manager. The Contractor shall submit a written report to the Project Manager within 24 hours of the discharge, notice or order. The report shall include the following information:
  - 1. The date, time, location, nature of the operation, type of discharge; and the cause of the notice or order.
  - 2. The water pollution control practices used before the discharge, or before receiving the notice or order.
  - 3. The date of placement and type of additional or altered water pollution control practices placed after the discharge, or after receiving the notice or order.
  - 4. A maintenance schedule for affected water pollution control practices.
- G. Annual Report: The Contractor shall complete and submit to the City Engineer an Annual Report, as required by the current State Water Board Industrial General Permit. The Contractor shall submit the Annual Report prior to acceptance of the project. Contractor shall submit the annual report to the SWRCB directly on SMARTS.

#### 1.7 COMPLETION OF WORK

- A. Maintenance: Clean-up shall be performed as each portion of the work progresses. All refuse, excess material, and possible pollutants shall be disposed of in a legal manner off-site and all temporary and permanent BMP devices shall be in place and maintained in good condition.
- B. Records: At completion of work, inspect installed BMP devices, and present the currently implemented SWPPP/WPCP with all backup records to the Project Manager.
- C. BMPs: Contractor must remove all construction materials, temporary facilities, temporary BMPs, equipment and construction related materials from the site.
- D. NOTICE OF TERMINATION (NOT): A Notice of Termination (NOT) must be submitted by the Contractor to the City Engineer for electronic submittal by the LRP via SMARTS to terminate coverage under the General Permit. The NOT

must include a final Site Map and representative photographs of the project site that demonstrate final stabilization has been achieved. The NOT shall be submitted to the City Engineer within 10 days of completion of construction. The NOT will be reviewed and submitted to SMARTS by the City Engineer within 90 days of completion of construction. The Regional Water Board will consider a construction site complete when the conditions of the General Permit, Section II.D have been met. Notice of Termination should be filed by the Contractor via the SMARTS system. The City will allow the Contractor to enter data in SMARTS on the City's behalf.

## 1.8 QUALITY ASSURANCE

- A. Performance: Perform work in accordance with SWPPP/WPCP. Maintain one copy of document on jobsite.
- B. Quality Control and Assurance: Train all employees and subcontractors in these subjects:
  - 1. Material pollution prevention and control
  - 2. Waste management
  - 3. Non-storm water management
  - 4. Identifying and handling hazardous substances
  - 5. Potential dangers to humans and the environment from spills and leaks or exposure to toxic or hazardous substances
- C. Training Requirements: Training must take place before starting work on this job. New employees must receive the complete training before starting work on this job. Conduct weekly meetings to discuss and reinforce spill prevention and control; material delivery, storage, use, and disposal; waste management; and non-storm water management procedures.

## 1.9 PRE-INSTALLATION CONFERENCE

- A. Timing: Convene a conference one week prior to commencing work at the site
- B. Attendance: Require attendance of parties directly affecting the work of this Section.
- C. Agenda: Review requirements of the SWPPP/WPCP.

## 1.10 PERFORMANCE REQUIREMENTS

- A. General: The SWPPP/WPCP is a minimum requirement. Revisions and modifications to the SWPPP/WPCP are acceptable only if they maintain levels of protection equal to or greater than originally specified.

- B. Requirements: Read and be thoroughly familiar with all of the requirements of the SWPPP/WPCP.
- C. Compliance: Inspect and monitor all work and storage areas for compliance with the SWPPP/WPCP prior to any anticipated rain.
- D. Corrective Measures: Complete any and all corrective measures as may be directed by the regulatory agency.
- E. Penalties: Contractor to pay any fees and be liable for any other penalties that may be imposed by the regulatory agency for non-compliance with SWPPP during the course of work.
- F. Costs: Contractor to pay all costs associated with the implementation of the requirements of the SWPPP/WPCP in order to maintain compliance with the Permit. This includes installation of all Housekeeping BMPs, General Site and Material Management BMPs, Inspection requirements, maintenance requirements, sampling, monitoring, reporting and all other requirements specified in the SWPPP/WPCP and as required by the General Permit, local, state and federal regulations.

#### 1.11 MATERIALS:

- A. General: All temporary and permanent storm water pollution prevention facilities, equipment, and materials as required by or as necessary to comply with the SWPPP/WPCP as described in the current California Stormwater Quality Association (CASQA) BMP Handbook.

#### 1.12 STORM WATER POLLUTION PREVENTION PLAN

- A. Plan Preparation and Compliance
  1. The Contractor shall conform to Section 13, Water Pollution Control, of the State Standard Specifications and the General Conditions, Special Conditions, and Technical Specifications.
  2. The Contractor shall prepare a Storm Water Pollution Prevention Plan (SWPPP) and the necessary Project Registration Documents to be digitally filed with the California State Water Resources Control Board (SWRCB) through the Stormwater Multi-Application and Report Tracking System (SMARTS database). The Contractor will be responsible to provide the Permit Registration Documents (PRDs) to the City; the QSD will submit the PRDs for the WDID number through SMARTS. The SWPPP shall be prepared based upon the most current California Stormwater Quality Association (CASQA) standard SWPPP Template. The Contractor shall perform the role of "Qualified SWPPP Developer" (QSD) and shall be responsible for all formal amendments to the SWPPP. The Contractor shall also perform the role of "Qualified SWPPP Practitioner" (QSP) and shall be

- responsible for all field SWPPP implementation, monitoring, sampling, and reporting. The completed SWPPP shall be created by the Contractor as necessary to reflect the necessary sequence and staging of field operations.
3. The SWPPP shall conform to SWRCB Order 2009-0009-DWQ (“The Construction General Permit” or “CGP”), San Francisco Bay Regional Water Quality Control Board Order R2-2009-0074 (“Municipal Regional Stormwater NPDES Permit” or “MRP”), Provisions in Section 13, Water Pollution Control, of the State Standard Specifications, the details, operating procedures, and maintenance guidelines of the California Regional Water Quality Control Board San Francisco Bay Region’s Guidelines for Construction Projects (Guidelines), the California Regional Water Control Board San Francisco Bay Region’s Erosion and Sediment Control Field Manual (Manual), the project plans and the General Conditions, Special Conditions, and Technical Specifications. The SWPPP shall be deemed to fulfill the requirements set forth in Section 13 of the State Standard Specifications for development and submittal of a Water Pollution Control Program.
  4. Prior to the Notice to Proceed (with field activities), the State Project Registration Documents (PRDs) will have been filed digitally through SMARTS, and confirmation from the SWRCB will have been received authorizing coverage of this project under the CGP. Construction cannot commence until a WDID has been received.
- B. Risk Based Contractor Requirements and City Responsibilities (Applicable for all project risk levels/types) – The following minimum items shall be included within the SWPPP, as prepared by the Contractor
1. Risk Level Determination (to be performed by Contractor)
  2. WDID Number (to be obtained by Contractor through coordination with City)
  3. Certification by City “Legally Responsible Party” (LRP) (to be provided by City)
  4. Placeholder for Contractor SWPPP training throughout construction
  5. Name and contact information of Contractor QSD (to be provided by Contractor)
  6. Name and contact information of Contractor QSP (to be provided by Contractor)
  7. Schedule of Construction and Deployment of BMPs for each phase of work (to be provided by Contractor)
  8. Description of minimum year round sediment control measures per Order 2009-009- DWQ
  9. Dates and description of all formal SWPPP amendments (to be prepared by Contractor)
  10. Description of Construction Site Monitoring Plan (CSMP) per Order 2009-009-DWQ (to be done by Contractor) including, but not limited to the following:
    - a. Sampling preparation,
    - b. Collection,
    - c. Quality assurance and quality control,



- d. Sample labeling,
  - e. Collection documentation,
  - f. Sample shipping,
  - g. Chain of custody,
  - h. Sample numbering,
  - i. Precautions from the construction site health and safety plan, and
  - j. Providing and maintaining a function rain gauge at all times.
11. Minimum required monitoring activities:
    - a. Post storm event (0.5" or greater) visual discharge inspection (within 48 hours).
    - b. Sampling for non-visible pollutants:
      - Take one or more sample during any breach, spill, malfunction, or leakage that could discharge non visible pollutants into storm-water.
      - Samples taken must be large enough to accurately categorize site conditions.
      - Samples taken must be within the first 2 hours of rain events that occur during scheduled business hours that produce runoff.
      - Samples shall be analyzed for pollutants in accordance with warrant as necessary for protection of surface waters.
      - An uncontaminated (control) sample must be taken as a basis of comparison.
      - Samples must be received by the laboratory within 48 hours of physical sampling. The Contractor must use containers provided by the laboratory.
    - c. Quarterly inspections for non-stormwater discharges.
  12. Minimum scheduled BMP inspections with appropriate documentation:
    - a. Weekly, on a year round basis, throughout the duration of construction.
    - b. Daily (once every 24 hours) BMP inspection during extended storm events.
    - c. Inspect drainage areas and BMPs within 48 hours of predicted rainfall event (0.5" or greater).
  13. Intent of compliance with the following analytical methods and sampling protocol:
    - a. Standard Methods for the Examination of Water and Wastewater (American Public Health Association).
    - b. 40 CFR Part 136, "Guidelines Establishing Test Procedures for the Analysis of Pollutants."
    - c. Surface Water Ambient Monitoring Program's (SWAMP) 2008 Quality Assurance Program Plan.
  14. Potential sources of non-visible pollutants
  15. Description of all minimum source control measures, "good housekeeping", and non stormwater management per Order 2009-009-DWQ
  16. Other measures as necessary for Order 2009-009-DWQ

- C. Risk Based Contractor Requirements and City Responsibilities (Applicable to Risk Level 2/LUP Type 2 or higher)
1. All requirements for Risk Level 1/Type 1 above
  2. Description of applicable Numeric Action Levels for pH and turbidity (to be included in SWPPP by Contractor)
    - a. pH –levels must be maintained within a range of 6.5-8.5.
    - b. Turbidity – 250 NTU maximum.
  3. Description of additional provisions within the CSMP for stormwater effluent monitoring and reporting and non-stormwater discharges (to be included within SWPPP by Contractor):
    - a. Numeric Action Level (NAL) sampling:
      - Water quality grab samples shall be taken at a minimum 3 times a day during each rain event of ½ an inch or more, where runoff occurs. The grab samples shall be representative of the flow and characteristic of the discharges. The contractor shall forward grab sampling results to the City within 24 hours of when they are taken.
      - All discharge points must be sampled, including the one considered to be the “worst case.” Discharge from a silt fence or sheet flow area shall be considered one discharge point.
      - All points of run on. A sheet flow area shall be considered one point of run on.
      - Sampling to comply with analytical methods and protocol described in EPA Test Method 180.1.or Standard Method 2130 for turbidity sampling, ASTM D1293- 99(2005) for pH sampling, and Standard Methods for the Examination of Water and Wastewater (American Public Health Association).
    - c. Sampling for non-stormwater discharges.
  4. Description of requirement to create and implement of “Rain Event Action Plans” for each of the following phases of construction (REAPs to be prepared by Contractor’s QSP):
    - a. Grading and Land Development,
    - b. Streets and Utilities,
    - c. Vertical Construction,
    - d. Final Landscaping and Stabilization,
    - e. Inactive Construction Status.
    - f. The Contractor shall create and implement Rainfall Event Action Plans for inclusion within approved SWPPP at least 48 hours prior to any likely (forecast by National Weather Service as 50% or greater chance) precipitation event.
  5. Description of year round effective erosion control measures to supplement minimum sediment control measures within active, inactive, and completed areas. Erosion control measures shall be provided to the extent necessary for compliance with Order 2009-009- DWQ.

6. Description of additional Annual Reporting Requirements (Annual reporting information to be prepared by Contractor for review and approval of City prior to submittal):
  - a. Creation and submittal of NAL exceedance reports, if applicable,
  - b. Creation and submittal of sampling logs for pH and turbidity.
  
- D. Risk Based Contractor Requirements and City Responsibilities (Applicable to Risk Level 3/LUP Type 3 only)
  1. All requirements for Risk Level 2 projects described above.
  2. Description of Required Compliance with State Board criteria for technology-based numeric effluent limitations for discharge of pH and turbidity (Description of requirements and physical achievement provided by Contractor):
    - a. For Projects that employ Advanced Treatment Systems (ATS) - Maximum 10 NTU Daily Weighted Average & Maximum 20 NTU for any single sample, applicable for events up to 24 hour events of ½ inches<sup>1</sup>. The ATS system must be able to treat this volume within a maximum 72-hour period.
    - b. For Projects that do not employ ATS - Maximum 500 NTU for any single sample, applicable for events up to 24 hour events up to ½ inches<sup>2</sup>.
    - c. Project discharges must maintain pH within a range of 6.0 to 9.0.
  3. Description of additional provisions within the CSMP (description of monitoring provided by Contractor, additional monitoring performed by Contractor):
    - a. Receiving water monitoring, if applicable, based upon the standards of Order 2009- 009-DWQ.
    - b. Bioassessment, if applicable, based upon the standards of Order 2009-009-DWQ.
    - c. Sampling for Suspended Sediment Concentration, if applicable, based upon the standards of Order 2009-009-DWQ. Sampling to comply with analytical methods and protocol described within ASTM Designation: D 3977 for suspended sediment concentration (SSC).
    - d. Inspection of ATS facilities, if applicable. Sampling of ATS discharge points.
  4. Placeholder for Creation of ATS Plan, if applicable, consisting of the following (to be provided by Contractor):
    - a. ATS Operation and Maintenance Manual for All Equipment.
    - b. ATS Monitoring, Sampling & Reporting Plan, including Quality Assurance/Quality Control (QA/QC).
    - c. ATS Health and Safety Plan.
    - d. ATS Spill Prevention Plan.

5. Description of Additional annual reporting requirements (Description provided by Contractor, Annual Reporting information to be prepared by Contractor for review and approval of City)
  - a. Creation and submittal of NEL violation reports, if applicable within 6 hours of occurrence. Reports and related corrective action measures to be reviewed and approved by City prior to submittal to Regional Board
  - b. Completed ATS records, if applicable.

## **PART 2 - PRODUCTS**

### **2.1 BEST MANAGEMENT PRACTICE (BMP) PRODUCTS**

- A. Shall be as specified in the most current CASQA BMP Handbook.
- B. SWPPP as prepared by Qualified SWPPP Developer (QSD)
- C. Risk Level Determination
- D. Notice of Intent/Notice of Substantial Completion
- E. Shall include but is not limited to sampling, reports and other miscellaneous items as determined by the State of California and all pertaining regional and local permits.

## **PART 3 - EXECUTION**

### **3.1 EROSION AND SEDIMENTATION CONTROL**

- A. Temporary erosion and sediment control work shall consist of applying erosion control materials to embankment slopes, excavation slopes and other areas designated on the plans, installing silt fence, inlet protection, gravel bags, headwall protection and stabilized construction entrance ways, or other measures as specified in the project SWPPP/WPCP or necessary for compliance with the CGP.
- B. All temporary erosion and sediment control for the project shall conform to the provisions in Section 13, Water Pollution Control, of the State Standard Specifications and the General Conditions, Special Conditions, and Technical Specifications. All permanent erosion and sediment control for the project shall conform to the provision in Section 21, Erosion Control, of the State Standard Specifications and the General Conditions, Special Conditions, and Technical Specifications.

### 3.2 INSTALLATION

#### A. Construction Requirements

1. The Contractor shall design, implement and maintain the SWPPP/WPCP for the project in full compliance with the SWRCB Order 2009-009-DWQ to control the discharge of storm water pollutants. The Contractor shall perform the monitoring and reporting required to comply with all the state regulations regarding the SWPPP/WPCP for the project. All monitoring, sampling, and reporting information collected by the Contractor shall be subject to the review of the City prior to uploading through the SMARTS database.

#### B. Storm Water Pollution Prevention Plan and Water Pollution Control Plan

1. The SWPPP/WPCP shall identify construction activities that may adversely affect the quality of storm water discharges associated with the project and shall identify water pollution control measures, hereinafter referred to as control measures, to be constructed, implemented, and maintained in order to reduce, to the maximum extent feasible, storm water discharges from the construction site both during and after construction is completed under this contract.
2. The Contractor's "QSD" shall amend the SWPPP/WPCP, graphically and in narrative form, whenever there is a change in construction activities or operations which may affect the discharge of significant quantities of pollutants to surface waters, ground waters, municipal storm drain systems, whenever there is a change in disturbed area, and/or or when deemed necessary by the City. The SWPPP/WPCP shall be amended if, at any time, the implementation of the SWPPP/WPCP is not effectively achieving the objective of compliance with the CGP. Amendments shall show additional control measures or revised operations, including those in areas not shown in the initial SWPPP/WPCP, which are required on the project to control water pollution effectively. Amendments to the SWPPP/WPCP shall be closely coordinated with the Contractor's Qualified SWPPP Practitioner (QSP) within five (5) working days. In emergency situations that require immediate changes at the project site, the Contractor's QSP shall implement the necessary measures and notify the Project Manager and Contractor's QSD of the changes.
3. The Contractor shall give immediate notice to the Project Manager of any planned changes in construction activity that may result in non-compliance with the General Conditions, Special Conditions, and Technical Specifications or the CGP.
4. By the last day of each month, the Contractor shall submit an affidavit to the Project Manager certifying conformance with the SWPPP/WPCP. The monthly partial payment may be withheld if the affidavit is not received and accepted by the Project Manager. If at any time the project is in non-compliance with the SWPPP/WPCP or the CGP, the Contractor shall submit a written report to the Project Manager immediately upon identifying the

non-compliance. The report shall specify the time and nature of the non-compliance and include a course of action to correct the deficiency.

5. The Contractor shall keep a copy of the State of California Construction Activity General Permit (SWRCB Order No. 2009-009-DWQ), the SWPPP/WPCP, and any approved amendments at the project site. The SWPPP/WPCP shall be made available upon request of any representative of the Regional Water Quality Control Board, State Water Resources Control Board, United States Environmental Protection Agency, or any City representative. Public requests for copies of the SWPPP/WPCP shall be directed to the Project Manager.

C. Erosion and Sediment Control

1. The facilities shown on the SWPPP/WPCP are designed to effectively control erosion and sediment on a year-round basis.
  - a. Construction operations shall be carried out in such a manner that erosion and water pollution will be minimized. Contractor shall comply with state and local laws concerning pollution abatement.
  - b. Contractor shall be responsible for monitoring erosion and sediment control measures prior, during, and after storm events. Monitoring and sampling (as applicable) shall follow the protocol described in the CGP and Project SWPPP/WPCP.
  - a. Extreme care shall be taken when hauling any earth, sand, gravel, stone, debris, paper, or any other substance over any public street, alley or other public place. Occurrences of material blown, spilled, or tracked over and upon said public or adjacent private property are prohibited and shall be immediately remedied. Discharge of debris is prohibited. Non-stormwater discharge is prohibited, except as specified in SWRCB Order 2009-009-DWQ. Discharge of hazardous substances is prohibited.
  - b. Inlet protection shall be installed at open inlets to prevent sediment from entering the storm drain system. Inlets not used in conjunction with erosion control are to be blocked to prevent entry of sediment.
  - c. All paved areas shall be kept clear of earth material and debris. The site shall be maintained so as to prevent sediment-laden runoff to any storm drainage system, including existing drainage swales and watercourse, to the extent necessary for compliance with applicable numeric action or effluent levels specified in the CGP and Project SWPPP/WPCP.
  - d. Contractor shall install and maintain construction entrances prior to commencement of grading. All construction vehicle traffic entering onto the paved roads must cross stabilized construction entrance ways. Entrance ways may be constructed of two inch to six-inch drain rock, metal grating, or metal cattle-guard, or equivalent material, or may include vehicle wash stations as needed, in sufficient quantity and size to prevent tracking of mud and debris from the construction site. Tracking of mud or debris onto public streets, or onto adjacent public

- or private property, is prohibited and shall be removed immediately as required by the City.
- e. Grading operations which leave denuded slopes shall be protected with erosion control measures within 14 days of completion or suspension of activity. If hydroseeding is not used or is not effective within this 14-day period, then other immediate methods shall be implemented, such as erosion control blankets, blown straw, or a three step application of 1) seed, mulch, fertilizer, 2) blown straw, and 3) tackifier and mulch.
  - f. Sanitary facilities shall be maintained on the site in a manner to prevent inadvertent discharge or leakage of sanitary wastes into the storm drain system either by placing sanitary facilities in locations that do not drain to the storm drain system or by providing secondary containment systems to capture leaked wastes.
  - g. Contractor shall provide dust control as required by the appropriate federal, state and City requirements and the City Standard Specifications.
  - h. The erosion and sediment control plan may not cover all the situations that may arise during construction due to unanticipated field conditions. Variations and additions may be made to the plan in the field. That Contractor's QSP shall notify the Contractor's QSD of any field changes.
- D. Maintenance: The SWPPP/WPCP shall include a plan for maintenance that shall include at a minimum.
1. Immediate repair of damage caused by soil erosion or construction.
  2. Inspection of sediment traps, berms, rills, gullies, and swales before, during, and after each storm event or predicted rainfall in accordance with the CGP and project SWPPP/WPCP. This also includes repair or cleaning as needed.
  3. Removal of sediment from sediment traps and restoration to original dimensions when sediment has accumulated to a depth of one foot. Sediment removed from trap shall be deposited in a suitable area and in such a manner that it will not erode.
  4. Regular cleaning of gravel bag inlet protection so that sediment depth never exceeds a maximum of three inches.
- E. Risk Based Contractor Requirements and City Responsibilities (Applicable for all project risk levels/types) – The following minimum items shall be performed by the Contractor during field implementation of the Project SWPPP/WPCP throughout the duration of construction until final Notice of Termination
1. Coordinate and conduct periodic SWPPP/WPCP and Erosion and Sediment Control training throughout construction
  2. Update schedule of construction and deployment of BMPs for each phase of work on an as-needed basis
  3. Physically install and maintain minimum year-round sediment control measures per Order 2009-009-DWQ

4. Perform and file all formal SWPPP/WPCP amendments. All SWPPP/WPCP amendments to be reviewed and approved by the City and the Contractor's QSD prior to submittal.
5. Physically perform and implement all measures found within the SWPPP/WPCP Construction Site Monitoring Plan (CSMP) per Order 2009-009-DWQ including, but not limited to the following:
  - a. Sampling preparation,
  - b. Collection,
  - c. Quality assurance and quality control,
  - d. Sample labeling,
  - e. Collection documentation,
  - f. Sample shipping,
  - g. Chain of custody,
  - h. Sample numbering,
  - i. Precautions from the construction site health and safety plan, and
  - j. Providing and maintaining a function rain gauge at all times.
6. Minimum required monitoring activities:
  - a. Post storm event (0.5" or greater) visual discharge inspection (within 48 hours).
7. Sampling for non-visible pollutants:
  - a. Take one or more sample during any breach, spill, malfunction, or leakage that could discharge nonvisible pollutants into stormwater.
    - Samples taken must be large enough to accurately categorize site conditions.
    - Samples taken must be within the first 2 hours of rain events that occur during scheduled business hours that produce runoff.
    - Samples shall be analyzed for pollutants in accordance with an appropriate pollutant source assessment, or as conditions warrant as necessary for protection of surface waters.
    - An uncontaminated (control) sample must be taken as a basis of comparison.
    - Samples must be received by the laboratory within 48 hours of physical sampling. The Contractor must use containers provided by the laboratory.
  - b. Quarterly inspections for non-stormwater discharges.
8. Minimum scheduled BMP inspections with appropriate documentation:
  - a. Weekly, on a year-round basis, throughout the duration of construction.
  - b. Daily (once every 24 hours) BMP inspection during extended storm events.
  - c. Inspect drainage areas and BMPs within 48 hours of predicted rainfall event (0.5" or greater).
9. Compliance with the following analytical methods and sampling protocol:
  - a. Standard Methods for the Examination of Water and Wastewater



- (American Public Health Association).
  - b. 40 CFR Part 136, "Guidelines Establishing Test Procedures for the Analysis of Pollutants."
  - c. Surface Water Ambient Monitoring Program's (SWAMP) 2008 Quality Assurance Program Plan.
10. Identify and eliminate potential sources of non-visible pollutants
  11. Implementation of all minimum source control measures, "good housekeeping", and non-stormwater management per Order 2009-009-DWQ
  12. Other measures as necessary for Order 2009-009-DWQ
- F. Risk Based Contractor Requirements and City Responsibilities (Applicable to Risk Level 2/LUP Type 2 or higher)
1. All requirements for Risk Level 1/Type 1 above
  2. Maintain tolerance of site discharge within applicable Numeric Action Levels for pH and turbidity
    - a. pH –levels must be maintained within a range of 6.5-8.5.
    - b. Turbidity – 250 NTU maximum.
  3. Numeric Action Level (NAL) sampling:
    - a. Water quality grab samples shall be taken at a minimum 3 times a day during each rain event of ½ an inch or more, where runoff occurs. The grab samples shall be representative of the flow and characteristic of the discharges. The contractor shall forward grab sampling results to the City within 24 hours of when they are taken.
    - b. All discharge points must be sampled, including the one considered to be the "worst case." Discharge from a silt fence or sheet flow area shall be considered one discharge point.
    - c. All points of run on. A sheet flow area shall be considered one point of run on.
    - d. Sampling to comply with analytical methods and protocol described in EPA Test Method 180.1 or Standard Method 2130 for turbidity sampling, ASTM D1293- 99(2005) for pH sampling, and Standard Methods for the Examination of Water and Wastewater (American Public Health Association).
  4. Sampling for non-stormwater discharges
  5. Create and physically implement of "Rain Event Action Plans" for each of the following phases of construction:
    - a. Grading and Land Development,
    - b. Streets and Utilities,
    - c. Vertical Construction,
    - d. Final Landscaping and Stabilization,
    - e. Inactive Construction Status.

6. The Contractor shall create and implement Rainfall Event Action Plans for inclusion within approved SWPPP/WPCP at least 48 hours prior to any likely (forecast by National Weather Service as 50% or greater chance) precipitation event.
  7. Physically implement and maintain year-round effective erosion control measures to supplement minimum sediment control measures within active, inactive, and completed areas. Erosion control measures shall be provided to the extent necessary for compliance with Order 2009-009-DWQ.
  8. Maintain and compile documents to meet Annual Reporting Requirements (Annual reporting information to be prepared by Contractor for review and approval of City prior to submittal):
    - a. Creation and submittal of NAL exceedance reports within 48 hours, if applicable, based upon review and approval of City.
    - b. Creation and submittal of sampling logs for pH and turbidity.
- G. Risk Based Contractor Requirements and City Responsibilities (Applicable to Risk Level 3/LUP Type 3 only)
1. All requirements for Risk Level 2 projects described above.
  2. Maintain physical compliance with State Board criteria for technology-based numeric effluent limitations for discharge of pH and turbidity
  3. For Projects that employ Advanced Treatment Systems (ATS) - Maximum 10 NTU Daily Weighted Average & Maximum 20 NTU for any single sample, applicable for events up to 24-hour events of ½ inches<sup>3</sup>. The ATS system must be able to treat this volume within a maximum 72-hour period.
  4. For Projects that do not employ ATS - Maximum 500 NTU for any single sample, applicable for events up to 24-hour events up to ½ inches<sup>4</sup>.
  5. Project discharges must maintain pH within a range of 6.0 to 9.0.
  6. Perform additional provisions within the CSMP:
    - a. Receiving water monitoring, if applicable, based upon the standards of Order 2009- 009-DWQ.
    - b. Bioassessment, if applicable, based upon the standards of Order 2009-009-DWQ.
    - c. Sampling for Suspended Sediment Concentration, if applicable, based upon the standards of Order 2009-009-DWQ. Sampling to comply with analytical methods and protocol described within ASTM Designation: D 3977 for suspended sediment concentration
    - d. Inspection of ATS facilities, if applicable. Sampling of ATS discharge points.
  7. Creation and implementation of ATS Plan, if applicable, consisting of the following:
    - a. ATS Operation and Maintenance Manual for All Equipment.
    - b. ATS Monitoring, Sampling & Reporting Plan, including Quality Assurance/Quality Control (QA/QC).
    - c. ATS Health and Safety Plan.

- d. ATS Spill Prevention Plan.
8. Maintain and compile additional annual reporting requirements (Annual Reporting information to be prepared by Contractor for review and approval of City prior to submittal)
- a. Creation and submittal of NEL violation reports, if applicable within 6 hours of occurrence. Reports and related corrective action measures to be reviewed and approved by City prior to submittal to Regional Board
  - b. Completed ATS records, if applicable.

### 3.3 STREET SWEEPING

- A. Street sweeping: Street sweeping will be implemented everywhere where sediment is tracked from the project site onto public roads. Sweeping will be done during all construction activities to control tracking of sediments as required as per the guidelines provided in the SWPPP document and as directed in this section.

### 3.4 DUST CONTROL

- A. Contractor's Responsibility: Use equipment that will generate the least amount of dust. Provide dust control at all times including Saturdays, Sundays, and holidays as ordered by the Project Manager. Whenever the Contractor, in the opinion of the Project Manager, is negligent in controlling dust, the Project Manager may direct attention to the existence of a dust hazard and instruct the Contractor to immediately alleviate the dust hazard. The Contractor shall be responsible for any damage cause by dust generated as a result of its operations.
- B. Street Vacuum/Sweeper: Have a commercial standard street vacuum/sweeper operational and in operation during each working day. The street vacuum/sweeper shall be able to pick up sand, gravel, dust, and debris, and other things, shall minimize dust generation, and shall also be available during the day and shall sweep as outlined below and as directed by the Project Manager.
- C. Sweeping: If the Contractor is performing work that generates dust and debris then during the day (including weekends and holidays) the sweeper shall sweep the project area (full length, width, and all lanes) twice a day sometime between 9:00a.m. and 11:00a.m. and also between 2:00p.m. and 4:00p.m. Hardscape surfaces (including pavers, sidewalks, and areas inaccessible by a mechanical sweeper) shall have dirt, dust, and debris removed by hand sweeping. If the Contractor fails to fulfill the responsibilities of this Section the City will perform or contract with others to perform the work and all costs incurred to the City shall be withheld from future payments to the Contractor.

- D. Additional Sweeping: Clean the sidewalk and gutter as many times as needed to make sure the sidewalk and gutter are out of dirt, debris and small rocks at all times. Be prepared to sweep surfaces immediately at the request of the Project Manager should it be deemed necessary for public safety and to avoid damage to properties. If streets are not satisfactorily cleaned within 12 hours from verbal or written notice by City personnel, the City will hire an independent sweeping company and deduct the cost for such work from payments due to the Contractor.
- E. Payment for Dust Control and Clean Up: Shall be included in the prices paid for Storm Water Pollution Prevention Plan (SWPPP) or Water Pollution Control Plan (WPCP) as shown in the Bid Schedule or considered incidental to the items most closely related to when there is no bid item. This Item shall be considered as full compensation for all labor, materials, tools, equipment and incidentals and for doing the work of Dust Control and Clean Up and no additional compensation shall be made therefor.

### 3.5 EMERGENCY EROSION AND SEDIMENT CONTROL

- A. Shall consist of any measures not addressed in the SWPPP/WPCP that the Project Manager or QSD deems necessary for compliance with the CGP including, but not limited to all erosion control measures necessary to prevent degradation to water quality.
- B. Sediment Control including unforeseen measures not addressed in the Storm Water Pollution Plan pay item in accordance with the National Pollution Discharge Elimination System (NPDES), the City of Pittsburg and the Plans and Specifications and to the satisfaction of the Project Manager. Work under this item shall be considered as extra work paid for on a force account basis.

**END OF SECTION 01 57 23**

**SECTION 01 60 00 – PRODUCT REQUIREMENTS****PART 1 - GENERAL****1.1 SUMMARY**

- A. This Section includes administrative and procedural requirements governing the Contractor's selection of products for use in the Project.

**1.2 DEFINITIONS**

- A. Products:
  - 1. General: Items purchased for incorporation in the Work, whether purchased for the Project or taken from previously purchased stock. The term "product" includes the terms "material," "equipment," "system," and terms of similar intent.
  - 2. Named Products: Items identified by the manufacturer's product name, including make or model number or other designation, shown or listed in the manufacturer's published product literature, that is current as of the date of the Contract Documents.
  - 3. Materials: Components shaped, cut, worked, mixed, finished, refined or otherwise fabricated, processed, or installed to form a part of the Work.
  - 4. Equipment: Product with operational parts, whether motorized or manually operated, that requires service connections, such as wiring or piping.

**1.3 QUALITY ASSURANCE**

- A. Source Limitations: To the fullest extent possible, provide products of the same kind from a single source.
- B. Compatibility of Options: When the Contractor is given the option of selecting between 2 or more products for use on the Project, the product selected shall be compatible with products previously selected, even if previously selected products were also options.

**1.4 PRODUCT DELIVERY, STORAGE, AND HANDLING**

- A. General: Deliver, store, and handle products according to the manufacturer's recommendations, using means and methods that will prevent damage, deterioration, and loss, including theft.
  - 1. Schedule delivery to minimize long-term storage at the site and to prevent overcrowding of construction spaces.
  - 2. Coordinate delivery with installation time to assure minimum holding time for items that are flammable, hazardous, easily damaged, or sensitive to deterioration, theft, and other losses.

3. Deliver products to the site in an undamaged condition in the manufacturer's original sealed container or other packaging system, complete with labels and instructions for handling, storing, unpacking, protecting, and installing.
4. Inspect products upon delivery to ensure compliance with the Contract Documents and to ensure that products are undamaged and properly protected.
5. Store products at the site in a manner that will facilitate inspection and measurement of quantity or counting of units.
6. Store heavy materials away from the Project structure in a manner that will not endanger the supporting construction.
7. Store products subject to damage by the elements above ground, under cover in a weathertight enclosure, with ventilation adequate to prevent condensation. Maintain temperature and humidity within range required by manufacturer's instructions.

## **PART 2 - PRODUCTS**

### **2.1 PRODUCT OPTIONS**

- A. Products Specified by Reference Standards or by Description Only: Products complying with specified reference standards or description.
- B. Products Specified by Naming One or More Manufacturers: Products of one of manufacturers named and complying with Specifications; no options or substitutions allowed.
- C. Products Specified by Naming One or More Manufacturers with Provision for Substitutions: Submit Request for Substitution for any manufacturer not named, according to [Section 01 25 00 - Substitution Procedures](#).

## **PART 3 - EXECUTION**

### **3.1 INSTALLATION OF PRODUCTS:**

- A. General: Refer to [Section 01 70 00 – Execution](#).
- B. Product Handling: Assure that Work is manufactured and/or fabricated in ample time to not delay construction progress. Transport, handle, store and protect products in accordance with manufacturer's instructions.

**END OF SECTION 01 60 00**

**SECTION 01 70 00 – EXECUTION****PART 1 - GENERAL****1.1 SUMMARY**

- A. This section includes requirements for field engineering, examination, preparation, execution, cleaning, and protecting installed construction.
- B. Field Engineering: Provide such field engineering services as are required for proper completion of the Work including, but not limited to:
  - 1. Establishing and maintaining lines and levels.
  - 2. Structural design of shores, forms, and similar items provided by the Contractor as part of the means and methods of construction.

**1.2 QUALITY ASSURANCE**

- A. Workers: Use adequate numbers of skilled workers who are thoroughly trained and experienced in the necessary crafts and who are completely familiar with the specific requirements and the methods needed for proper performance of the work of this Section.

**1.3 SUBMITTALS**

- A. Comply with [Section 01 33 00 - Submittal Procedures](#).
- B. Upon request of the Project Manager, submit the following:
  - 1. Engineering qualifications of persons proposed to be engaged for field engineering services.
  - 2. Documentation verifying accuracy of field engineering work.
  - 3. Certification, signed by the Contractor's retained field engineer, certifying that elevations and locations of improvements are in conformance with requirements of the Contract Documents. Documentation shall require surveyor's certification stamp.

**1.4 REFERENCE POINTS**

- A. In addition to the procedures directed by the Contractor for proper performance of the Contractor's responsibilities:
  - 1. Locate and protect control points before starting work on the site.
  - 2. Preserve permanent reference points during progress of the Work.
  - 3. Do not change or relocate reference points or items of the Work without specific approval from the Project Manager.

4. Notify and advise the Project Manager within twenty-four (24) hours when a reference point is lost or destroyed, or requires relocation because of other changes in the Work:
  - a. Upon direction of the Project Manager, require the field engineer to replace reference stakes and/or markers.
  - b. Locate such replacements according to the original survey control.

## **PART 2 - PRODUCTS**

NOT USED

## **PART 3 - EXECUTION**

### **3.1 EXAMINATION**

- A. Verify that existing Site conditions and substrate surfaces are acceptable for subsequent Work. Beginning new Work means acceptance of existing conditions.
- B. Verify that existing substrate is capable of structural support or attachment of new Work being applied or attached.
- C. Examine and verify specific conditions described in individual Specification Sections.
- D. Verify that utility services are available with correct characteristics and in correct locations.

### **3.2 PREPARATION**

- A. Clean substrate surfaces prior to applying next material or substance according to manufacturer's instructions.
- B. Seal cracks or openings of substrate prior to applying next material or substance.
- C. Apply manufacturer-required or manufacturer-recommended substrate primer, sealer, or conditioner prior to applying new material or substance in contact or bond.

### **3.3 EXECUTION**

- A. Comply with manufacturer's installation instructions, performing each step-in sequence. Maintain one set of manufacturer's installation instructions at Project Site during installation and until completion of construction.
- B. When manufacturer's installation instructions conflict with Contract Documents, request clarification from Project Manager before proceeding.



- C. Verify that field measurements are as indicated on approved Shop Drawings or as instructed by manufacturer.
- D. Secure products in place with positive anchorage devices designed and sized to withstand stresses, vibration, physical distortion, or disfigurement.
  - 1. Secure Work true to line and level and within specified tolerances, or if not specified, industry-recognized tolerances.
  - 2. Physically separate products in place, provide electrical insulation, or provide protective coatings to prevent galvanic action or corrosion between dissimilar metals.
  - 3. Exposed Joints: Provide uniform joint width and arrange to obtain best visual effect. Refer questionable visual-effect choices to Project Manager for final decision.
- E. Allow for expansion of materials and/or movement.
- F. Climatic Conditions and Project Status: Install each unit of Work under conditions to ensure best possible results in coordination with entire Project.
  - 1. Isolate each unit of Work from incompatible Work as necessary to prevent deterioration.
  - 2. Coordinate enclosure of Work with required inspections and tests to minimize necessity of uncovering Work for those purposes.
- G. Mounting Heights: Where not indicated, mount individual units of Work at industry recognized standard mounting heights for particular application indicated.
  - 1. Refer questionable mounting heights choices to Project Manager for final decision.
  - 2. Elements Identified as Accessible to Handicapped: Comply with applicable codes and regulations.
- H. Adjust operating products and equipment to ensure smooth and unhindered operation.
- I. Clean and perform maintenance on installed Work as frequently as necessary through remainder of construction period. Lubricate operable components as recommended by manufacturer.

### 3.4 CLEANING

- A. Maintain Project Site, surrounding areas and public properties free from accumulations of waste, debris, and rubbish, caused by operations.
- B. At completion of Work, remove waste materials, rubbish, tools, equipment, machinery and surplus materials, and clean all sight-exposed surfaces; leave Project Site clean and ready for occupancy.
- C. Hazards Control:
  - 1. Conduct cleaning and disposal operation in accord with legal requirements.

2. Do not burn or bury rubbish and waste materials on Project Site.
3. Do not dispose of volatile wastes in storm or sanitary drains.
4. Store volatile wastes in covered metal containers, and remove from premises daily.
5. Prevent accumulation of wastes which create hazardous conditions.
6. Provide adequate ventilation during use of volatile or noxious substances. Ventilation shall be other than ventilation system.

D. Materials:

1. Use only cleaning materials recommended by manufacturer of surface to be cleaned.
2. Use cleaning materials only on surfaces recommended by cleaning material manufacturer.

E. During Construction:

1. Execute cleaning daily to ensure Project Site, Owner's premises, adjacent and public properties are maintained free from accumulations of waste materials and rubbish.
2. Wet down dry materials and rubbish to control dust.
3. At reasonable intervals during progress of Work, clean Project Site and public properties, and dispose of waste materials, debris and rubbish.
4. Provide on Project Site dump containers for collection of waste materials, debris and rubbish. Waste containers shall not be used for construction waste.
5. Remove waste materials, debris and rubbish from Owner's premises and legally dispose of off Owner's property.
6. Handle materials in a controlled manner with as few handlings as possible. Do not drop or throw materials.

### 3.5 PROTECTING INSTALLED CONSTRUCTION

- A. Protect installed Work and provide special protection where specified in individual Specification Sections.
- B. Provide temporary and removable protection for installed products. Control activity in immediate Work area to prevent damage.
- C. Prohibit traffic from landscaped areas.

**END OF SECTION 01 70 00**

## SECTION 01 71 13 – MOBILIZATION

### PART 1 - GENERAL

#### 1.1 SUMMARY

- A. Section includes but not limited to:
  - 1. mobilization and demobilization;
  - 2. preparatory work and activities those necessary for the movement of personnel, equipment, supplies, and incidentals to the job site;
  - 3. for the establishment of all offices, building, trailers, and other facilities necessary for work on the project;
  - 4. submittals, bonding and insurance requirements;
  - 5. public notifications in English and Spanish;
  - 6. contacting and notifying the utility companies;
  - 7. fabricating and installing project identification signs;
  - 8. private property owner agreement for storage facilities;
  - 9. and for all other work and activities which must be performed or costs incurred prior to beginning work on the various contract items on the project site.

#### 1.2 REFERENCES

- A. Cal/OSHA – California Division of Occupation Safety and Health
- B. Underground Services Alert (USA)

#### 1.3 SUBMITTALS

- A. [Section 01 33 00 - Submittal Procedures](#): Requirements for submittals.
- B. Measurement and Payment:
  - 1. When mobilization is included as a bid item, measurement will be made as a percentage of the costs incurred according to the list submitted except that not more than 75% of the bid price shall be paid prior to the final estimate for payment being due, said remaining 25% paid upon completion of cleanup and removal and demobilization with final payment.
  - 2. When the contract does not include a contract pay item for mobilization, full compensation for any necessary mobilization required shall be considered as included in the prices paid for the various contract items of work involved and no additional compensation will be allowed therefore.

3. The contract price paid for mobilization shall include full compensation for furnishing all labor, materials, tools, equipment and incidentals, and for doing all the work involved in mobilization and demobilization including the items listed in Part 1.1 of this Section as specified herein, and no additional compensation shall be made therefor.
4. Mobilization shall be considered as a non-adjustable contract item. Any contract change orders shall be considered as including full compensation for mobilization.

## **PART 2 - PRODUCTS**

NOT USED

## **PART 3 - EXECUTION**

### **3.1 MOBILIZATION**

- A. Mobilization shall consist of preparatory work and activities listed in Part 1.1 above.
- B. The Contractor shall insure that adequate existing sanitation facilities are available or the Contractor shall provide and maintain adequate sanitation facilities. All wastes and refuse from sanitary facilities provided by the Contractor's operations shall be disposed of away from the site in accordance with all laws and regulations pertaining thereto.
- C. Mobilization shall also include demobilization upon completion of work and cleanup of the site.
- D. The contractor shall provide all labor, materials, equipment and incidentals to prepare the site for the timely start and efficient completion of all work. This includes obtaining all necessary licenses and permits, providing required submittals including but not limited to a detailed project schedule.
- E. Mobilization shall also include notifications to all existing utility companies as shown on the Drawings as first order of work.

**END OF SECTION 01 71 13**

## SECTION 01 71 23 – CONSTRUCTION SURVEYING

### PART 1 - GENERAL

#### 1.1 SUMMARY

- A. Section includes but not limited to:
  - 1. Control Line Survey
  - 2. Pothole Survey
  - 3. Survey Monument Referencing
  - 4. Construction Staking
  - 5. Quality Control Survey
  - 6. As-built GPS Survey
- B. All surveying work shall be performed under the responsible charge of a land surveyor licensed in the State of California.

#### 1.2 REFERENCES

- A. Cal/OSHA – California Division of Occupation Safety and Health
- B. Underground Services Alert (USA)

#### 1.3 SUBMITTALS

- A. [Section 01 33 00 - Submittal Procedures](#): Requirements for submittals.
- B. [Section 02 21 13 - Survey Monuments](#).

#### 1.4 MEASUREMENT AND PAYMENT

- A. The contract price paid for Construction Surveying shall include full compensation for furnishing all labor, materials, tools, equipment and incidentals, and for doing all the work involved in control line survey, survey monument referencing, pothole survey, construction staking, quality control survey and as-built GPS Surveys specified herein, and no additional compensation shall be made therefor.

### PART 2 - PRODUCTS

NOT USED

### PART 3 - EXECUTION

#### 3.1 GENERAL

- A. All work shall be done in accordance with Chapter 12 of the Caltrans Surveys Manual, Division 00 – General Conditions, Section 7.17, the Special Conditions, the Contract Plans, and as directed by the Engineer.
- B. Contractor shall provide all the project construction surveying and all costs related to establishing a control line, pothole surveying, construction staking, documenting all changes to plans, providing quality control surveying, performing an as-built survey and submitting AutoCAD files of the as-built information. All construction surveying shall be performed under the direction of a Professional Land Surveyor licensed in the State of California. The Contractor shall be responsible for all land surveying and shall be responsible for replacing control points or survey monuments lost or damaged during the course of construction

### 3.2 CONTROL LINE SURVEY

- A. Prior to any construction surveying contractor will allow for field surveying and office surveying to check the field control shown on the Drawings, and to set construction control points. This survey will be a stand-alone move-in specifically to verify control points. Work includes: collect CAD files from City, submit signed CAD release forms, go to field and tie-in control points, compare the x,y,z of the field data with the x,y,z on the CAD files, establish additional new field control points for construction, and submit CAD file of the existing and new control analysis to engineer for review. All project construction surveying shall be based on this established control line.

### 3.3 POTHOLE SURVEY

- A. For Projects requiring pothole survey by a Licensed Land Surveyor, during the potholing excavation and exposure of the existing utility, the Contractor's licensed Land Surveyor shall perform a topographic survey of the existing grade, top of pipe of the existing utilities, location of the utility on the project coordinate system. Contractor shall document the outside diameter of the pipe and the pipe material. Contractor shall submit the pothole survey with the above specified information in an AutoCAD Drawing file to the City engineer. CAD point descriptions to include the type of exposed pipe and diameter (example: "12" water")

### 3.4 SURVEY MONUMENT REFERENCING

- A. For Survey Monument Referencing, refer to [Section 02 21 13 - Survey Monuments](#).

### 3.5 CONSTRUCTION STAKING

- A. The Contractor shall submit a AutoCAD files to the engineer three (3) working days prior to any staking operation. AutoCAD files will show the calculated survey points with CAD elevations and CAD descriptions as part of the calculated topographic

shots. Cut sheets in-lieu of this requirement will not be accepted. CAD points must include the elevations in CAD.

- B. Construction staking shall be defined as: "Markings set in the field by a CA Licensed Land Surveyor, prior to construction, with horizontal coordinates and vertical dimensions to the items identified below. All field markings shall be completed under the direction of Land Surveyor licensed by the State of California." The Contractor shall be responsible for replacing established survey points lost or damaged during the course of construction.
- C. The list below includes some but not limited to items to be surveyed/staked.
1. Curb/Curb & Gutter - Top of curb, flow line and lip of gutter at begin of curve, end of curve, every 25' and at all changes in direction.
  2. Flushed concrete curb at begin of curve, end of curve, every 25' and at all changes in direction.
  3. Concrete pavers borders
  4. Concrete paving parking
  5. Concrete paving intersection
  6. Curb ramps (beginning, end, mid-point, back corners)
  7. Truncated dome pavers
  8. Concrete Expansion Joints
  9. Trees
  10. Irrigation Meter and Boxes
  11. Traffic Signal Poles and Boxes
  12. Storm Drainage Inlets and other drainage structures
  13. Trench drains
  14. Curb drains
  15. Storm Drainage Piping Inverts every 25' and at all changes in direction
  16. Storm Drainage Manhole Inverts
  17. Sanitary Sewer Piping Inverts every 25' and at all changes in direction
  18. Sanitary Sewer Manhole Inverts
  19. Sanitary Sewer Cleanout
  20. Sanitary Sewer Laterals
  21. Water Main Piping Inverts every 25' and at all changes in direction
  22. Water Main offsets
  23. Water Valves
  24. Air Release Valves
  25. Blow off
  26. Water Meters
  27. Fire Hydrants
  28. Joint Trench every 25' and at all changes in direction
  29. Utility Vaults
  30. Street light pull boxes
  31. Pedestrian Lighting
  32. Street Lighting
  33. Edges of bands a planter curbs

34. Concrete band
35. Corners of Concrete at AC paving limits
36. Bottom and top of concrete speed table slopes
37. Parking strip ticks (one stake each)
38. Parking meter (one stake each)
39. Handicap parking (8 Stakes)
40. Bench
41. News rack & corral (3 stakes each)
42. Midblock arbor, park road arbor (12 stakes each)
43. Bike rack
44. Trash receptacle
45. Fixed bollard, retractable bollard
46. Downspout storm lateral connection. Staking calculations to be adjusted based on field verified building drain locations exposed during demolition.
47. Other staking requirements as described in the Technical Specifications.

### 3.6 QUALITY CONTROL SURVEY

- A. These survey verifications shall occur one (1) working days prior to pouring concrete. Submit AutoCAD file of the quality control survey to the Engineer one (1) working days prior to pouring concrete curbs and foundations. AutoCAD survey files will show the topographic survey points with elevations and descriptions. Descriptions and elevations will be on the CAD points and not on a separate cut sheet. Contractor will replace any curbs, street lights and pole foundations not checked prior to pouring concrete.
- B. No concrete shall be poured until each quality control survey item described below has been approved by the Engineer, based on survey CAD file provided by contractor's surveyor. Prior to pouring concrete or proceeding beyond subgrade.
- C. Listed below are the project elements which require quality control survey and CAD submittal reviews prior to concrete pouring.
  1. Curbs and Curb & Gutter: After the curb forms are set, the contractor's licensed land surveyor shall survey the top of curb form every 25' and at key conforms.
  2. Subgrade for Street Paving: Field survey and certify the top of aggregate base design grades every 50 feet along the centerline of each lane or on corners of a 12'x50' grid in a parking lot for projects greater than or equal to 5,000 square feet of asphalt concrete. Submit certification signed by a Licensed Land Surveyor.



### 3.7 AS-BUILT SURVEY

- A. After the trench excavation and pipe installation, the Contractor's licensed land surveyor shall perform a topographic survey of the top of pipes for the utility lines and invert of pipe for all gravity pipes every 25', and at all changes in direction both horizontal and vertical, water valves, tees, water services, fire hydrants and at all manhole. This survey verification shall occur 3 days prior to backfilling trench. AutoCAD files will show the calculated survey points with elevations and descriptions.
- B. Contractor shall be responsible for documenting all changes to the plans. The Contractor/Developer shall provide the as-built survey in .dwg file (tied to NAD83 California State Planes, Zone III) format in AutoCAD 2017 or later version electronically and stored in a USB flash drive. The Contractor/Developer shall deliver one full set (22x34) of hard copy certified by the License Land Surveyor.
- C. A CAD drawing and coordinates data sheet shall be submitted to the Project Manager for approval. This task must be performed by a registered professional land surveyor licensed in the state of California. Data shall be tied to NAD83 California State Planes, Zone III, US Foot. The elevations shall be based on NAVD88 datum. This survey shall be delivered to the City's Engineer of Record. This survey shall be used for final as-built record drawings and calculations of the final quantity.
- D. The topographic survey for the as-built information shall be performed by a Professional Land Surveyor licensed in the State of California. After the trench excavation, pipe installation and approval from the inspector, the Contractor's licensed Land Surveyor shall perform a topographic/As-Built survey of all items described above in Submittals. Surveying will be of the actual pipe, conduit and/or finished facility. As-Built survey shall indicate the actual pipe material installed.

### 3.8 AS-BUILT GPS SURVEY

- A. Contractor shall be responsible for the GPS "As-Built" Survey, following the completion of construction, for the location and depth of installed underground utility lines, coordinates of manholes, manhole rim elevations, manhole invert elevations, manhole depths, utility boxes, manhole covers and similar appurtenances. A CAD drawing and coordinates data sheet shall be submitted to the project manager for approval. This task must be performed by a registered professional land surveyor licensed in the state of California. Data shall be tied to California State Plan Coordinate System.

**END OF SECTION 01 71 23**

## SECTION 01 73 29 – CUTTING AND PATCHING

### PART 1 - GENERAL

#### 1.1 SUMMARY

- A. General: This section includes requirements for cutting and patching.

#### 1.2 QUALITY ASSURANCE

- A. Installers: Employ skilled and experienced installers to perform cutting and patching.

#### 1.3 SUBMITTALS

- A. Written Request: Submit written request in advance of cutting or altering elements affecting:
  1. Structural integrity of element.
  2. Integrity of weather-exposed or moisture-resistant elements.
  3. Efficiency, maintenance, or safety of element.
  4. Visual qualities of sight-exposed elements.
  5. Work of Owner or separate contractor.
- B. Request Requirements: Project name and location; description of all affected work; explanation of necessity for cutting, alteration or excavation; impact on the work of the Owner or any separate contractor, or on the structural or weatherproof integrity of the building; description of proposed work, including scope of cutting, patching, alteration, or excavation, products proposed to be used, trades who will complete the work, and extent of refinishing to be done; alternatives to cutting and patching; cost proposal, when applicable; written permission from any separate contractor whose work will be affected.
- C. Product Substitutions: Should conditions of Work or schedule indicate change of products from original installation, submit request for substitution as specified in [Section 01 25 00 - Substitution Procedures](#).
- D. Field Observation: Submit written notice to Project Manager designating date and time work will be uncovered.

### PART 2 - PRODUCTS

NOT USED

**PART 3 - EXECUTION****3.1 EXAMINATION**

- A. General: Inspect existing conditions; include elements subject to damage or movement during cutting and patching.
- B. After Uncovering Work: Inspect conditions affecting the installation of products, or performance of Work.
- C. Unsatisfactory Conditions: Report unsatisfactory or questionable conditions to the Project Manager in writing; do not proceed with work until Project Manager has provided further instructions.

**3.2 PREPARATION**

- A. Temporary Support: Provide as necessary to assure structural value or integrity of affected portion of Work.
- B. Protection:
  - 1. Provide devices and methods to protect other portions of the Project from damage.
  - 2. Provide protection from elements for that portion of the Project which may be exposed by cutting and patching, and maintain excavations free from water.

**3.3 PERFORMANCE**

- A. Cutting and Patching: Execute cutting, fitting, and patching, including excavation and fill if required, to complete Work and to:
  - 1. Fit the several parts together, to integrate with other Work.
  - 2. Uncover Work to install or correct ill-timed Work.
  - 3. Remove and replace defective and nonconforming Work.
  - 4. Remove samples of installed Work for testing.
  - 5. Provide openings in elements of Work for penetrations of mechanical and electrical Work.
- B. Methods: Execute Work by methods to avoid damage to other Work and to provide proper surfaces to receive patching and finishing. Cut masonry and concrete materials using masonry saw or core drill.
- C. Restoration: Restore Work with new products according to requirements of Contract Documents. In the case of failure to protect existing or new work, Contractor shall be responsible for costs to repair damage and for restoring the work.

- D. Penetrations: Fit Work tight to pipes, sleeves, ducts, conduits, and other penetrations through surfaces. Maintain integrity of wall, ceiling, or floor construction; completely seal voids.
- E. Refinishing: Refinish surfaces to match adjacent finishes. For continuous surfaces, refinish to nearest intersection; for assembly, refinish entire unit.
- F. Hazardous Conditions: Identify hazardous substances or conditions exposed during the Work to Project Manager for decision or remedy.

**END OF SECTION 01 73 29**

**SECTION 01 74 19 – CONSTRUCTION WASTE MANAGEMENT AND DISPOSAL****PART 1 - GENERAL**

## 1.1 SUMMARY

- A. Description: Provide Construction Waste Management including salvaging, recycling, and disposing of nonhazardous construction waste, as shown and specified per Contract Documents.

**PART 2 - PRODUCTS**

## 2.1 WASTE MANAGEMENT PLAN

- A. General: Develop plan, consisting of waste identification and construction methods employed to reduce the amount of waste generated, including separate sections for demolition and construction waste, to re-use and recycle minimum 75% of construction waste materials generated by the Work. Indicate quantities by weight or volume; use same units of measure throughout waste management plan.
- B. Quality Requirements: Refer to [Section 01 42 00 - References](#) for reference standards, applicable codes and definitions, and to the following:
1. American National Standards Institute (ANSI): ANSI 10.2 - Safety Code for Building Construction.
  2. American Society for Testing and Materials (ASTM): Materials and testing standards as identified throughout this Section or within referenced manufacturers' standard specifications.
  3. California Building Code (CBC): California Green Building Standards Code (CALGreen), latest edition: Title 24, Part 11.
  4. California Department of Resources Recycling and Recovery (CalRecycle):
    - a. General: Sustainable Building Guidelines.
    - b. Recycling and Recovery: Construction and Demolition Debris Recycling guidelines.
  5. California Occupational Safety and Health Administration (CalOSHA): Construction Safety Orders; 29 CFR, PART 1926 Safety and Health Regulations for Construction.
  6. Construction & Demolition Recycling Association (CDRA): Standards and guidelines.
  7. Regulatory Requirements: Comply with hauling and disposal regulations of authorities having jurisdiction.

**PART 3 - EXECUTION****3.1 PREPARATION**

- A. General: Review Waste Management Plan procedures and identify locations established for salvage, recycling, and disposal. Designate and label specific areas on the site for separating materials to be salvaged, recycled, reused, donated, and sold.

**3.2 IMPLEMENTATION**

- A. City of Pittsburg Construction & Demolition (C&D) Recycling and Waste Management requires at least 65% job-site waste materials diverted from the landfill.
- B. For newly constructed buildings, demolition projects and all locally permitted additions and alterations to non-residential buildings or structures, Contractor shall submit the C&D Debris Waste Management Plan (WMP) showing diverting from landfills at least 65% of the construction materials generated by the project.
- C. Contractor may deliver all approved recycling materials such as wood, metal, plastics, concrete, roofing, cardboard, dirt, sheetrock, tires, appliances, mattresses, box springs, propane tanks, and electronic waste to Contra Costa Waste Service also known as Recycling Center & Transfer Station (RCTS), located at 1300 Loveridge Road, Pittsburg, California. All materials shall be weighed at the RCTS. For any material code of "CD" (Construction & Demolition Material Processing), 100% diversion rate will be applied to receipts indicating the material code "CW" (Clean Wood), "CG" (Clean Green), or "CR" (Clean Roofing).
- D. Recycled Materials: Separate recyclable waste from other waste materials, trash, and debris. Provide properly marked containers or bins for controlling recyclable waste until they are removed from Project site. Store materials away from construction area, off the ground and protect from the weather; do not store within drip line of remaining trees. Transport recyclable waste off Owner's property to recycling receiver or processor.
- E. Disposal: Except for items or materials to be salvaged, recycled, or otherwise reused, remove waste materials from Project site and legally dispose of them in a landfill or incinerator acceptable to authorities having jurisdiction. Except as otherwise specified, do not allow waste materials that are to be disposed of to accumulate on-site. Remove and transport debris in a manner that will prevent spillage on adjacent surfaces and areas. Burning and burying of materials is not allowed.
- F. Contractor shall submit the following WMP and Water Assessment table forms.



**CITY OF PITTSBURG**  
65 Civic Avenue  
Pittsburg, CA 94565

**CONSTRUCTION AND DEMOLITION DEBRIS  
WASTE MANAGEMENT PLAN (WMP)**

For City Use Only	
Project No.	_____
Date	_____ Fee \$ _____
Deposit Amount \$	_____
<input type="checkbox"/>	Approved WMP
<input type="checkbox"/>	Approved Infeasibility Exemption
<input type="checkbox"/>	Denied _____
<input type="checkbox"/>	Further information required _____
Staff Initials	_____

The City of Pittsburg C&D Recycling and Waste Management requirement states that at least 75% diversion of job-site waste materials from the landfill. In order to process the application request, the following form must be completed, signed and submitted with an application fee.

- WMP Application Approval Request       WMP Infeasibility Exemption Request

Property Owner Name/Ph.# \_\_\_\_\_  
 Job-site Address: \_\_\_\_\_  
 Contractor/Project Manager: \_\_\_\_\_  
 Address: \_\_\_\_\_  
 Phone Number: \_\_\_\_\_  
 Cellular Phone Number: \_\_\_\_\_  
 Fax Number: \_\_\_\_\_

\_\_\_\_\_  
Property Owner's Signature / Date

\_\_\_\_\_  
Contractor/Project Manager's Signature / Date

1. Briefly state how materials will be sorted for recycling and/or salvage on the job site. See *Waste Assessment Table on back page*. Attach additional pages if necessary. \*If no materials are targeted for recycling or salvage, please state why.

\_\_\_\_\_  
 \_\_\_\_\_  
 \_\_\_\_\_

2. Will this project require the use of sub-contractors?     Yes     No    If yes, briefly state how you plan to inform and ensure participation by the sub-contractors of your job-site recycling and waste management responsibility.

\_\_\_\_\_  
 \_\_\_\_\_  
 \_\_\_\_\_

**Complete Other Side →**

**WASTE ASSESSMENT TABLE**

- I. BEFORE START OF PROJECT: Identify the type of materials to be recycled, salvaged or disposed from the job-site in **Section I** of the Waste Assessment table. Identify the handling procedure, hauler and/or destination of each material type.
- II. UPON COMPLETION OF PROJECT: **Section II** is to be filled out with supporting documentation upon completion of project. Indicate the material **types and quantities** recycled, salvaged or disposed from this job-site. Official weight tags must be submitted with this completed report identifying 1) job site address, 2) weight of load(s), 3) material type(s) and 4) if materials were recycled, salvaged or disposed.

Material Type ↓	Section I Identify materials (✓)			Handling procedure, hauler or final destination of materials* (See #1)	Section II Quantity of each material (lbs)			City Use Only Acceptable weight tag(s) (staff initials)
	Recycle	Salvage	Landfill		Recycled	Salvaged	Landfilled	
Asphalt & Concrete								
Brick, Tile								
Building materials-doors, windows, fixtures, cabinets								
Cardboard								
Dirt/Clean Fill								
Drywall								
Carpet padding/ Foam								
Plate/window Glass								
Scrap Metals (steel, aluminum, brass, copper, etc.)								
Unpainted Wood & Pallets								
Yard Trimmings (brush, trees, stumps, etc.)								
Other:								
Garbage								
<b>TOTALS</b>								% Recycled

FOR CITY USE ONLY – PROJECT COMPLETION (version 11-08)

Full Compliance   
  Good Faith Effort to Comply   
  Non-Compliance  
 Return of Deposit   
  Yes   
  No   
 Amount \$ \_\_\_\_\_   
 Staff Signature \_\_\_\_\_ / \_\_\_\_\_   
 Date \_\_\_\_\_

**END OF SECTION 01 74 19**



**SECTION 01 77 00 – CLOSEOUT REQUIREMENTS****PART 1 - GENERAL****1.1 SUMMARY**

- A. This section describes contract closeout procedures including:
  1. Removal of temporary construction facilities
  2. Substantial completion
  3. Final completion
  4. Final cleaning
  5. Miscellaneous Project Record Submittals
  6. Release of claims

**1.2 REMOVAL OF TEMPORARY CONSTRUCTION FACILITIES**

- A. Remove temporary materials, equipment, services, and construction prior to Substantial Completion Inspection.
- B. Clean and repair damage caused by installation or use of temporary facilities.
- C. Restore permanent facilities used during construction to specified condition.

**1.3 SUBSTANTIAL COMPLETION**

- A. Preliminary Procedures: Before requesting inspection for certification of Substantial Completion, complete the following. List exceptions in the request.
  1. In the Application for Payment that coincides with, or first follows, the date Substantial Completion is claimed, show 100 percent completion for the portion of the Work claimed as substantially complete.
  2. Include supporting documentation for completion as indicated in these Contract Documents and a statement showing an accounting of changes to the Contract Sum.
  3. If 100 percent completion cannot be shown, include a list of incomplete items, the value of incomplete construction, and reasons the Work is not complete.
- B. Advise the Project Manager of pending insurance changeover requirements.
- C. Submit warranty bonds, final certifications, and similar documents.
- D. Obtain and submit releases enabling the Owner unrestricted use of the Work and access to services and utilities. Include occupancy permits, operating certificates, and similar releases.

- E. Submit record drawings in PDF or hard copies in addition to CAD files, maintenance manuals, final project photographs, damage or settlement surveys, property surveys, and similar final record information.
- F. Deliver tools, spare parts, extra stock, and similar items.
- G. Make final changeover of permanent locks and transmit keys to the Owner. Advise the Owner's personnel of changeover in security provisions.
- H. Complete startup testing of systems and instruction of the Owner's operation and maintenance personnel. Discontinue and remove temporary facilities from the site, along with mockups, construction tools, and similar elements.
- I. Complete final cleanup requirements, including touchup painting.
- J. Touch up and otherwise repair and restore marred, exposed finishes.
- K. Inspection Procedures: On receipt of a request for inspection, the Project Manager will either proceed with inspection or advise the Contractor of unfilled requirements. The Project Manager will prepare the Certificate of Substantial Completion following inspection or advise the Contractor of construction that must be completed or corrected before the certificate will be issued.
- L. The Project Manager will repeat inspection when requested and assured that the Work is substantially complete.
- M. Results of the completed inspection will form the basis of requirements for final acceptance.

#### 1.4 FINAL COMPLETION

- A. Preliminary Procedures: Before requesting final inspection for certification of final acceptance and final payment, complete the following. List exceptions in the request.
- B. Submit the final payment request with releases and supporting documentation not previously submitted and accepted. Include insurance certificates for products and completed operations where required.
- C. Submit an updated final statement, accounting for final additional changes to the Contract Sum.
- D. Submit a certified copy of the Project Manager's final inspection list of items to be completed or corrected, endorsed and dated by the Project Manager. The certified copy of the list shall state that each item has been completed or otherwise resolved for acceptance and shall be endorsed and dated by the Project Manager.

- E. Submit final meter readings for utilities, a measured record of stored fuel, and similar data as of the date of Substantial Completion or when the Owner took possession of and assumed responsibility for corresponding elements of the Work.
  - F. Submit consent of surety to final payment.
  - G. Submit a final liquidated damages settlement statement.
  - H. Submit evidence of final, continuing insurance coverage complying with insurance requirements.
  - I. Re-inspection Procedure: The Project Manager will re-inspect the Work upon receipt of notice that the Work, including inspection list items from earlier inspections, has been completed, except for items whose completion is delayed under circumstances acceptable to the Project Manager.
    - 1. Upon completion of re-inspection, the Project Manager will prepare a certificate of final acceptance. If the Work is incomplete, the Project Manager will advise the Contractor of Work that is incomplete or of obligations that have not been fulfilled but are required for final acceptance.
    - 2. If necessary, re-inspection will be repeated.
  - J. Maintenance Manuals: Organize operation and maintenance data into suitable sets of manageable size. Bind properly indexed data in individual, heavy-duty, 2-inch 3-ring, vinyl-covered binders, with pocket folders for folded sheet information. Provide two (2) paper copies and a PDF. Mark appropriate identification on front and spine of each binder. Include the following types of information:
    - 1. Emergency instructions.
    - 2. Spare parts list.
    - 3. Copies of warranties.
    - 4. Wiring diagrams.
    - 5. Recommended "turn-around" cycles.
    - 6. Inspection procedures.
    - 7. Shop Drawings and Product Data.
    - 8. Fixture lamping schedule.
- 1.5 FINAL CLEANING
- A. Execute final cleaning prior to final inspection.
  - B. Clean interior and exterior surfaces exposed to view; remove temporary labels, stains and foreign substances, polish transparent and glossy surfaces, vacuum carpeted and soft surfaces.
  - C. Clean equipment and fixtures to a sanitary condition, clean or replace filters of mechanical equipment operated during construction, clean ducts, blowers and coils of units operated without filters during construction.

- D. Employ skilled workers for final cleaning.
- E. Clean Site; mechanically sweep paved areas.
- F. Remove waste and surplus materials, rubbish, and construction facilities from Site.

#### 1.6 MISCELLANEOUS PROJECT RECORD SUBMITTALS

- A. Refer to Technical Specifications or other Specification Sections for miscellaneous record keeping requirements and submittals in connection with various construction activities. Immediately prior to Substantial Completion, complete miscellaneous records and place in good order, properly identified and bound or filed, ready for use and reference. Submit to the Project Manager for City's records.

#### 1.7 RELEASE OF CLAIMS

- A. Contract will not be closed out and final payment will not be made, subject to provisions of Section 7100 Public Contract Code until all pertinent aspects of [Division 00 - General Conditions](#) regarding undisputed/settled amounts are completed per requirements elsewhere in the Technical Specifications and/or Specifications and executed by Contractor and City.
- B. Contractor shall submit the following Agreement and Release of Any and All Claims Form.



CITY OF PITTSBURG  
65 Civic Avenue  
Pittsburg, CA 94565

AGREEMENT AND RELEASE OF ANY AND ALL CLAIMS

This Agreement and Release of Claims ("Agreement and Release"), made and entered into this \_\_\_\_\_ day of \_\_\_\_\_, 20\_\_\_\_, by and between the City of Pittsburg ("City"), and \_\_\_\_\_ ("Contractor"), whose place of business is at \_\_\_\_\_.

RECITALS

1. City and Contractor entered into Contract No. \_\_\_\_\_ in the City of Pittsburg, County of Contra Costa, State of California.
2. The Work under Contract No. \_\_\_\_\_ has been completed.

Now, therefore, it is mutually agreed between City and Contractor as follows:

AGREEMENT

3. Contractor will not be assessed liquidated damages except as detailed below:

Original Contract Sum	\$ _____
Modified Contract Sum	\$ _____
Payment to Date	\$ _____
Liquidated Damages	\$ _____
Payment Due Contractor	\$ _____

4. Subject to the provisions of this Agreement and Release, City shall forthwith pay to Contractor the sum of \$ \_\_\_\_\_ Dollars and \_\_\_\_\_ Cents under Contract No. \_\_\_\_\_, less any amounts withheld under the Contract or represented by any "Stop Notice" on file with City as of the date of such payment.
5. Contractor acknowledges and hereby agrees that there are no unresolved or outstanding claims in dispute against City arising from the performance of work under Contract No. \_\_\_\_\_. It is the intention of the parties in executing this Agreement and Release that this Agreement and Release shall be effective as a full, final and general release of all claims, demands, actions, causes of action, obligations, costs, expenses, damages, losses and liabilities of Contractor against , City of Pittsburg, and all their respective directors, agents, officers, volunteers, consultants (including, but not limited to, Project Construction Manager and Architect/Engineer), employees, inspectors, assignees and transferees except for the Disputed Claims set forth in Paragraph 6, and continuing obligations described in Paragraph 8, below.



**CITY OF PITTSBURG**  
 65 Civic Avenue  
 Pittsburg, CA 94565

6. The following claims are disputed (hereinafter, the "Disputed Claims") and are specifically excluded from the operation of this Agreement and Release:

<u>Claim No.</u>	<u>Date Submitted</u>	<u>Description of Claim</u>	<u>Amount of Claim</u>
------------------	-----------------------	-----------------------------	------------------------

7. Consistent with California Public Contract Code, Contractor hereby agrees that, in consideration of the payment set forth in Paragraph 4, above, Contractor hereby releases and forever discharges City, all its respective directors, agents, officers, volunteers, employees, inspectors, assignees and transferees from any and all liability, claims, demands, actions or causes of action of whatever kind or nature arising out of or in any way concerned with the work under the Contract.

8. Guarantees and warranties for the Work, and any other continuing obligation of Contractor, shall remain in full force and effect as specified in the Contract Documents.

9. Contractor shall immediately defend, indemnify and hold harmless City of Pittsburg, and all its respective directors, agents, officers, volunteers, consultants, employees, inspectors, assignees and transferees from any and all claims, demands, actions, causes of action, obligations, costs, expenses, damages, losses and liabilities that may be asserted against them by any of Contractor's suppliers and/or subcontractors of any tier and/or any suppliers to them for any and all labor, materials, supplies and equipment used, or contemplated to be used in the performance of Contract No. \_\_\_\_\_, except for the Disputed Claims set forth in Paragraph 6, above.

10. Contractor hereby waives the provisions of California Civil Code, Section 1542, which provides as follows:

A general release does not extend to claims which the creditor does not know or suspect to exist in his favor at the time of executing the release, which if known by him, must have materially affected his settlement with the debtor.

11. The provisions of this Agreement and Release are contractual in nature and not mere recitals and shall be considered independent and severable, and if any such provision or any part thereof shall be at any time held invalid in whole or in part under any federal, state, city, municipal or other law, ruling or regulations, then such provision, or part thereof shall remain in force and effect only to the extent permitted by law, and the remaining provisions of this Agreement and Release shall also remain in full force and effect, and shall be enforceable.

12. All rights of City shall survive completion of the Work or termination of Contract, and execution of this Release.



**CITY OF PITTSBURG**  
65 Civic Avenue  
Pittsburg, CA 94565

\*\*\* CAUTION: THIS IS A RELEASE - READ BEFORE EXECUTING \*\*\*

CITY OF PITTSBURG

CONTRACTOR

BY: \_\_\_\_\_ BY: \_\_\_\_\_

Date: \_\_\_\_\_ Date: \_\_\_\_\_

**END OF SECTION 01 77 00**

**SECTION 01 78 00 – CLOSEOUT SUBMITTALS****PART 1 - GENERAL**

## 1.1 SUMMARY

- A. This section describes contract closeout submittals including:
1. Project record documents
  2. Project guarantee
  3. Warranties

## 1.2 PROJECT RECORD DOCUMENTS

- A. Project Record Documents required include:
1. Marked-up copies of Contract Drawings
  2. Marked-up copies of Shop Drawings
  3. Project Record Drawings
  4. Marked-up copies of Technical Specifications, Specifications, Addenda and Change Orders
  5. Marked-up Project Data submittals
  6. Record Samples
  7. Field records for variable and concealed conditions
  8. Record information on Work that is recorded only schematically
  9. GPS As-built Survey
  10. Warranty Bonds
- B. Specific Project Record Documents requirements that expand requirements of this Section are included in the individual Sections of Divisions 2 through 48 (when provided).
- C. General Project closeout requirements are included in [Section 01 77 00 - Closeout Requirements](#).
- D. Maintenance of Documents and Samples:
1. Store Project Record Documents and samples in the field office apart from Contract Documents used for construction.
  2. Do not permit Project Record Documents to be used for construction purposes.
  3. Maintain Project Record Documents in good order, and in a clean, dry, legible condition.
  4. Make documents and samples available at all times for inspection by Architect and Project Manager.



- E. City will provide one set of reproducibles and one set of the construction drawing prints and one project manual for the Contractor's use and copying during construction.
- F. Mark-up Procedure: During the construction period, maintain a set of Contract Drawings and Shop Drawings for Project Record Document purposes.
  - 1. Mark these Drawings to indicate the actual installation where the installation varies appreciably from the installation shown originally. Give particular attention to information on concealed elements which would be difficult to identify or measure and record later. Items required to be marked include but are not limited to:
    - a. Dimensional changes to the Drawings
    - b. Revisions to details shown on the Drawings
    - c. Depths of foundations below the first floor
    - d. Locations and depths of underground utilities
    - e. Revisions to routing of piping and conduits
    - f. Revisions to electrical circuitry
    - g. Actual equipment locations
    - h. Duct size and routing
    - i. Locations of concealed internal utilities
    - j. Changes made by Change Order
    - k. Details not on original Contract Drawings
  - 2. Mark completely and accurately Project Record Drawing prints of Contract Drawings or Shop Drawings, whichever is the most capable of showing actual physical conditions. Where Shop Drawings are marked, show cross-reference on Contract Drawings location.
  - 3. Mark Project Record Drawing sets with red ink; use other colors to distinguish between changes for different categories of the Work at the same location.
  - 4. Mark important additional information which was either shown schematically or omitted from original Drawings.
  - 5. Note construction change directive numbers; alternate numbers; Change Order numbers and similar identification.
  - 6. Responsibility for Mark-up: Where feasible, the individual or entity who obtained Project Record Drawing data, whether the individual or entity is the installer, subcontractor, or similar entity, is required to prepare the mark-up on Project Record Drawings.
    - a. Accurately record information in an understandable and legible drawing technique.
    - b. Record data as soon as possible after it has been obtained. In the case of concealed installations, record and check the mark-up prior to concealment.
- G. Preparation of Transparencies: Prior to inspection for Certification of Substantial Completion, review completed marked-up Project Record Drawings with the Project Manager. When authorized, prepare a full set of correct reproductables of Contract Drawings and Shop Drawings.

1. Incorporate changes and additional information previously marked on print sets. Erase, redraw, and add details and notations where applicable. Identify and date each Drawing; include the printed designation "PROJECT RECORD DRAWINGS" in a prominent location on each Drawing.
  2. Refer instances of uncertainty to the Project Manager for resolution.
  3. Review of Reproducible: Before copying and distributing, submit corrected reproducibles and the original marked-up prints to the Project Manager for review. When acceptable, the Project Manager will initial and date each transparency, indicating acceptance of general scope of changes and additional information recorded, and of the quality of drafting.
    - a. Reproducibles and the original marked-up prints will be returned to the Contractor for organizing into sets, printing, binding, and final submittal.
  4. Copies and Distribution: After completing the preparation of reproducible Project Record Drawings, print one hard copy and a PDF of each Drawing, whether or not changes and additional information were recorded. Organize the copies into manageable sets. Bind each set with durable paper cover sheets, with appropriate identification, including titles, dates and other information on cover sheets.
    - a. Organize and bind original marked-up set of prints that were maintained during the construction period in the same manner.
    - b. Organize Project Record Drawings reproducibles into sets matching the print sets. Place these sets in durable tube-type drawing containers with end caps.
- H. Distribution of Marked-Up Drawings and Transparencies: Submit the marked-up Project Record Drawings sets, reproducibles, and one copy to the Project Manager for City's records.
- I. Project Record Technical Specifications and Specifications:
1. During the construction period, maintain one copy of the Project Manual, including addenda and modifications issued, for Project Record Document purposes.
  2. Mark the Project Record Manual to indicate the actual installation where the installation varies substantially from that indicated in Specifications and Modifications issued. Note related Project Record Drawing information, where applicable. Give particular attention to substitutions, selection of product options, and information on concealed installation that would be difficult to identify or measure and record later.
    - a. In each Technical Specifications and Specification Section where products, materials or units of equipment are specified or scheduled, mark the copy with the proprietary name and model number of the product furnished.
    - b. Record the name of the manufacturer, supplier and installer, and other information necessary to provide a record of selections made and to document coordination with Project Record Product Data submittals and maintenance manuals.

- c. Note related Project Record Product Data, where applicable, for each principal product specified, indicate whether Project Record Product Data has been submitted in maintenance manual instead of submitted as Project Record Product Data.
  3. Upon completion of mark-up, submit Project Record Manual to the Project Manager for City's records.
- J. Project Record Product Data:
  1. During the construction period, maintain one copy of each Project Record Product Data submittal for Project Record Document purposes.
    - a. Mark Project Record Product Data to indicate the actual product installation where the installation varies substantially from that indicated in Project Record Product Data submitted. Include significant changes in the product delivered to the site, and changes in manufacturer's instructions and recommendations for installation.
    - b. Give particular attention to information on concealed products and installations that cannot be readily identified and recorded later.
    - c. Note related Change Orders and mark-ups of Project Record Drawings, where applicable.
    - d. Upon completion of mark-up, submit a complete set of Project Record Product Data to the Project Manager for City's records.
    - e. Where Project Record Product Data is required as part of maintenance manuals, submit marked-up Project Record Product Data as an insert in the manual, instead of submittal as Project Record Product Data.
- K. Material, Equipment and Finish Data:
  1. Provide data for primary materials, equipment and finishes as required under each Technical Specifications/Specification section.
  2. Submit one set prior to final inspection, bound in 8-1/2 inches by 11 inches three-ring binders with durable plastic covers and a PDF; provide typewritten table of contents for each volume.
  3. Arrange by Technical Specifications/Specification division and give names, addresses, and telephone numbers of subcontractors and suppliers. List:
    - a. Trade names.
    - b. Model or type numbers.
    - c. Assembly diagrams.
    - d. Operating instructions.
    - e. Cleaning instructions.
    - f. Maintenance instructions.
    - g. Recommended spare parts.
    - h. Product data.
- L. Miscellaneous Project Record Submittals:
  1. Refer to other Technical Specifications/Specification Sections for miscellaneous record keeping requirements and submittals in connection with various construction activities. Immediately prior to Substantial

Completion, complete miscellaneous records and place in good order, properly identified and bound or filed, ready for use and reference. Submit to the Project Manager for City's records. Field records documenting elevations and locations of completed improvements shall require Contractor-retained State of California Licensed surveyor's certification stamp. Categories of requirements resulting in miscellaneous records include, but are not limited to the following:

- a. Field records on excavations and foundations
  - b. Field records on underground construction and similar work
  - c. Survey showing locations and elevations of underground lines
  - d. Invert elevations of drainage piping
  - e. Surveys establishing building lines and levels
  - f. Authorized measurements utilizing unit prices or allowances
  - g. Records of plant treatment
  - h. Ambient and substrate condition tests
  - i. Certifications received in lieu of labels on bulk products
  - j. Batch mixing and bulk delivery records
  - k. Testing and qualification of tradespersons
  - l. Documented qualification of installation firms
  - m. Load and performance testing
  - n. Inspections and certifications by governing authorities
  - o. Leakage and water-penetration tests
  - p. Fire resistance and flame spread test results
  - q. Final inspection and correction procedures
- M. GPS As-built Survey: Refer to [Section 01 71 23 - Construction Surveying](#) for As-Built GPS Survey.
- N. Periodic Review:
1. Make additions to the Project Record Documents as they occur.
  2. Make the Project Record Documents available to the Project Manager for periodic review. The Project Manager's review of the current status of Project Record Documents is a requisite to approval of requests for progress payment.
  3. Prior to submitting each request for progress payment, secure the Project manager's approval of the current status of the Project Record Documents.
  4. Prior to submitting request for final Payment, submit the final Project Record Documents to the Project Manager for approval.
- O. Submittal: At the completion of Project, deliver record documents to Project Manager.
- 1.3 PROJECT GUARANTEE
- A. Requirements for Contractor's guarantee of completed Work are included in [Division 00 - General Conditions](#). Contractor shall guarantee Work done under Contract against failures, leaks or breaks or other unsatisfactory conditions due to

defective equipment, materials or workmanship, and perform repair work or replacement required, at Contractor's sole expense, for period of one year, unless otherwise subject to any special warranty periods of longer duration, from date of Final Acceptance.

- B. Neither recordation of final acceptance nor final certificate for payment nor provision of the Contract nor partial or entire use or occupancy of premises by City shall constitute acceptance of Work not done in accordance with Contract Documents nor relieve Contractor of liability in respect to express warranties or responsibility for faulty materials or workmanship.
- C. City may make repairs to defective Work as set forth in paragraph 10.C.3 of [Division 00 - General Conditions](#), if, within five (5) working days after mailing of written notice of defective work to Contractor or authorized agent, Contractor shall neglect to make or undertake repair with due diligence; provided, however, that in case of leak or emergency where, in opinion of City, delay would cause hazard to health or serious loss or damage, repairs may be made without notice being sent to Contractor, and Contractor shall pay cost thereof.
- D. If, after installation, operation or use of materials or equipment to be furnished under Contract proves to be unsatisfactory to Project Manager, City shall have right to operate and use materials or equipment until it can, without damage to City, be taken out of service for correction or replacement. Period of use of defective materials or equipment pending correction or replacement shall in no way decrease guarantee period required for acceptable corrected or replaced items of materials or equipment.
- E. Nothing in this Section shall be construed to limit, relieve or release Contractor's, subcontractors' and equipment suppliers' liability to City for damages sustained as result of latent defects in equipment caused by negligence of suppliers' agents, employees or subcontractors. Stated in another manner, warranty contained in the Contract Documents shall not amount to, nor shall it be deemed to be, waiver by City of any rights or remedies (or time limits in which to enforce such rights or remedies) it may have for defective workmanship or defective materials under laws of this State pertaining to acts of negligence.

#### 1.4 WARRANTIES

- A. Execute Contractor's submittals and assemble warranty documents executed or supplied by subcontractors, suppliers, and manufacturers.
  - 1. Provide table of contents and assemble in 8-1/2 inches by 11 inches three-ring binder with durable plastic cover.
  - 2. Assemble in Technical Specifications/Specification Section order.
  - 3. Submit material prior to final application for payment.
  - 4. For equipment put into use with City's permission during construction, submit within ten (10) working days after first operation.

5. For items of Work delayed materially beyond Date of Substantial Completion, provide updated submittal within ten (10) working days after acceptance, listing date of acceptance as start of warranty period.
  6. Warranties are intended to protect City against failure of work and against deficient, defective and faulty materials and workmanship, regardless of sources.
  7. Limitations: Warranties are not intended to cover failures which result from the following:
    - a. Unusual or abnormal phenomena of the elements
    - b. Vandalism after substantial completion
    - c. Insurrection or acts of aggression including war.
- B. Related Damages and Losses: Remove and replace Work which is damaged as result of defective Work, or which must be removed and replaced to provide access for correction of warranted Work.
- C. Warranty Reinstatement: After correction of warranted Work, reinstate warranty for corrected Work to date of original warranty expiration or to a date not less than ninety (90) days after corrected Work was done, whichever is later.
- D. Replacement Cost: Replace or restore failing warranted items without regard to anticipated useful service lives.
- E. Warranty Forms: Submit drafts to Project Manager for approval prior to execution. Forms shall not detract from or confuse requirements or interpretations of Contract Documents.
- F. Warranty shall be countersigned by manufacturers.
- G. Where specified, warranty shall be countersigned by subcontractors and installers.
- H. Rejection of Warranties: City reserves right to reject unsolicited and coincidental product warranties which detract from or confuse requirements or interpretations of Contract Documents.
- I. Term of Warranties: For materials, equipment, systems and workmanship warranty period shall be one-year minimum from date of final completion of entire Work except where:
  1. Detailed specifications for certain materials, equipment or systems require longer warranty periods.
  2. Materials, equipment or systems are put into beneficial use of City prior to Final Completion as agreed to in writing by Project Manager.
- J. Warranty of Title: No material, supplies, or equipment for Work under Contract shall be purchased subject to any chattel mortgage, security agreement, or under a conditional sale or other agreement by which an interest therein or any part thereof is retained by seller or supplier. Contractor warrants good title to all material, supplies, and equipment installed or incorporated in Work and agrees

upon completion of all work to deliver premises, together with improvements and appurtenances constructed or placed thereon by Contractor, to City free from any claim, liens, security interest, or charges, and further agrees that neither Contractor nor any person, firm, or corporation furnishing any materials or labor for any Work covered by Contract shall have right to lien upon premises or improvement or appurtenances thereon. Nothing contained in this Paragraph, however, shall defeat or impair right of persons furnishing materials or labor under bond given by Contractor for their protection or any rights under law permitting persons to look to funds due Contractor in hands of City.

**PART 2 - PRODUCTS**

NOT USED

**PART 3 - EXECUTION**

NOT USED

**END OF SECTION 01 78 00**

## SECTION 02 21 13 – SURVEY MONUMENTS

### PART 1 - GENERAL

#### 1.1 SUMMARY

- A. Section Includes furnish and install Cast-in-place Portland Cement Survey Monuments and all appurtenant work.
- B. Related Requirements:
  - 1. [Section 03 30 00 – Utility Cast-in-place Concrete](#)
  - 2. [Section 31 23 16 – Utility Trenching](#)

#### 1.2 UNIT PRICE - MEASUREMENT AND PAYMENT

- A. [Section 01 29 00 - Payment Procedures](#): Contract Sum/Price modification procedures.
- B. Survey Monuments
  - 1. Basis of Measurement: Measured on a per unit basis.
  - 2. Basis of Payment: Includes concrete, placement accessories, consolidating, leveling, troweling, and curing.

#### 1.3 REFERENCE STANDARDS

- A. ASTM International:
  - 1. ASTM A48 – Specifications for Gray Iron Castings
- B. Caltrans Standard Specifications
  - 1. Section 55 – Steel Structures
  - 2. Section 78-2 – Survey Monuments

#### 1.4 COORDINATION

- A. Coordinate placement of concrete formwork and placement of form accessories.

#### 1.5 SUBMITTALS

- A. [Section 01 33 00 - Submittal Procedures](#): Requirements for submittals.



- B. Product Data: Submit data on bronze survey markers, frame and covers.

## 1.6 CLOSEOUT SUBMITTALS

- A. [Section 01 78 00 - Closeout Submittals](#): Requirements for submittals.

## PART 2 - PRODUCTS

### 2.1 FRAME AND COVER

- A. Monument frame and cover shall be gray iron castings conforming to ASTM A48, Class 30B, designed for a 15,000 lb. wheel load. Monument cover shall be marked "Monument". Cover shall be non-rocking and will fit in its frame.
- B. Monument Frame and Cover shall be Chrisp Company Casting Part No.9279 or 9277M, Phoenix Iron Works 2501 or approved equal.

### 2.2 BRONZE SURVEY MARKER

- A. Bronze survey marker shall be 2-1/2 inch domes disk with stem and appropriate survey information as specified on the Drawings.
- B. Brass Survey markers are not acceptable unless they are lead-free.

### 2.3 FORMING TUBE

- A. Tubes for forming Portland cement concrete collar and monument shall be non-metallic type of the size and dimensions shown on the Drawings.

### 2.4 PORTLAND CEMENT CONCRETE

- A. Portland Cement Concrete for collars and footings shall conform with [Section 03 30 00 – Utility Cast-in Place Concrete](#).

### 2.5 HOT MIX ASPHALT

- A. Hot Mix Asphalt concrete around monuments shall be in conformance with [Section 32 12 16 – Asphalt Paving](#).

**PART 3 - EXECUTION****3.1 GENERAL**

- A. [Section 01 70 00 - Execution](#): Requirements for installation examination.
- B. Monuments shall not be installed until the asphalt paving has been completed.
- C. Concrete, form tube, bronze survey marker, frame and cover, and asphalt paving shall be installed as shown on the Drawings.
- D. Cast the monuments in place in neat holes using forming tubes.
- E. Thoroughly consolidate the concrete and cure it by the water method per Section 90-1.03B (2) Water Method of State Standard Specifications.
- F. Locate the monument such that the point being referenced falls within 1/2-inch from the center of the disk when the disk is placed in the center of the monument.
- G. Place the survey marker disk before the concrete reaches its initial set. Firmly embed the disk in the concrete.
- H. If base and surfacing are not shown around a monument, fill any space around it with earth. Water and tamp the earth into place.
- I. Surplus excavated material shall become the property of the Contractor and the Contractor shall be responsible for disposal of excess excavated material.
- J. The Concrete collar shall be circular – 8 inches in diameter around the frame and cover and shall be covered with a minimum of two (2) inches of asphalt concrete paving to level with the adjacent surfacing.

**3.2 EXISTING MONUMENT PROTECTION**

- A. All existing survey monuments and benchmarks shall be protected, unless otherwise shown on the Drawings. Upon discovery of a survey monument not identified and located by the City, immediately:
  - 1. Stop work near the monument
  - 2. Notify the Project Manager
- B. Do not resume work near the monument until authorized by the Project Manager.
- C. Monuments placed by Surveyors must be preserved, in accordance with State Business & Professions Code section 8771.
- D. The Contractor shall exercise caution when working around monuments so as not to disturb them. During milling, grinding, excavation or other operations, the

Contractor shall work around survey monuments unless specifically otherwise indicated on the Plans. If a monument is disturbed or damaged during adjusting, milling or other operations, the Contractor shall be responsible for all costs associated with the reestablishment of the monument including but not limited to surveying performed by a Licensed Surveyor and filing documents with County and constructing the new monument.

- E. The existing monument consisting of a concrete core and brass tack, nail or other marking device located inside of a survey monument cover with frame, shall not be disturbed until the contractor's Licensed Land Surveyor has established of reference points to preserve the location of the monument, in accordance with State Business & Professions Code section 8771.
- F. Any survey monument disturbed shall be replaced in accordance with the State Business & Professions Code section 8771 and Contra Costa County Standard Drawings CA40. The Contractor shall be responsible for all costs associated with the reestablishment of the monument including but not limited to surveying performed by a Licensed Surveyor and filing documents with County and constructing the new monument.
- G. Contractor shall prepare corner record, submit corner record to the County Surveyors and submit acceptance of monument to the Project Manager.

### 3.3 CONCRETE PROTECTION

- A. The Contractor shall protect all concrete against injury until final acceptance by the City.

**END OF SECTION 02 21 13**

## SECTION 02 41 00 - DEMOLITION

### PART 1 - GENERAL

#### 1.1 SUMMARY

- A. Section Includes but not limited to:
  - 1. Demolition & Permits
  - 2. Removal and Disposal
  - 3. Recycling & Salvaging

#### 1.2 UNIT PRICE - MEASUREMENT AND PAYMENT

- A. Demolition:
  - 1. Basis of Measurement: Not a measured item, unless specified otherwise on the Drawings.
  - 2. Basis of Payment: The Contract lump sum price paid for "Demolition" shall include full compensation for furnishing all labor, materials, tools, equipment and incidentals for doing all work involved in Demolition, including obtaining demolition permits, permit fees, sawcut, remove asphalt and concrete paving and base to design subgrade, remove foundation and base; terminating and removing utilities to be demolished and other items of work as specified in the plans, Standard Specification and the Technical Specifications, and as directed by the Project Manager.

#### 1.3 REFERENCES & RELATED WORK SPECIFIED ELSEWHERE

- A. Bay Area Air Quality Management District (BAAQMD) – <http://www.baaqmd.gov/>
  - 1. Regulation 11 (Hazardous Pollutants) and Rule 2 (Asbestos Demolition, Renovation, and Manufacturing).
- B. CALGreen Construction Waste Management Requirements
  - 1. [https://www.calrecycle.ca.gov/lgcentral/library/canddmodel/instruction/new\\_structures](https://www.calrecycle.ca.gov/lgcentral/library/canddmodel/instruction/new_structures)
- C. California Occupational Safety and Health (Cal/OSHA)
  - 1. General Requirements
- D. Commercial
  - 1. USA Underground Service Alert
- E. Division 1
  - 1. General Requirements

#### 1.4 SUBMITTALS

- A. [Section 01 33 00 - Submittal Procedures](#): Requirements for submittals.
- B. The Contractor shall submit to the City a haul route for approval, prior to commencing any work. Truck traffic movement is limited between the hours of 9am to 3pm, unless approved by the Project Manager.
- C. Before disposing of any demolished material prior to any work
  - 1. Submit a written agreement from the property owner
    - a. For the use of the property
    - b. absolving the City from responsibility in connection with the property.
  - 2. Obtain authorization to start
- D. Before Contract acceptance, submit a document signed by the owner of the material disposal site stating that the Contractor has complied with the Contractor-Owner agreement.
- E. Demolition Schedule: The Contractor shall submit a complete coordination schedule for demolition work including shut-off and continuation of utility services prior to start of the work. The schedule shall indicate proposed methods and operations of facility demolition, and provide a detailed sequence of demolition and removal work to ensure uninterrupted operation of occupied areas.
- F. All affected private properties will receive door hanger notices two (2) weeks prior to any utility shutoffs or frontage demolition and improvements.

#### 1.5 JOB SITE CONDITIONS

- A. The Contractor shall visit the site and inspect the existing facilities. The City assumes no responsibility for actual condition of facilities to be demolished.
- B. Contractor shall use all means necessary to prevent the spread of dust during performance of the work. Thoroughly moisten all surfaces as required to prevent the generation of dust. No washing of streets is permitted.
- C. All liquid, and slurry generated during pavement sawcutting shall be collected and removed from the site. These liquids shall not be washed into the area storm drainage system.
- D. Contractor shall remove hazardous materials as described per the Project Asbestos and Lead Inspection Report.
- E. The Contractor prior to the commencement of the demolition or renovation, thoroughly inspect the affected facility or part of the facility where the demolition or renovation operation will occur for the presence of asbestos, including Category I and Category II nonfriable Asbestos Containing Materials (ACM).

- F. The Contractor must also provide the Environmental Protection Agency (EPA) with a 10 working day advance notice for any disturbance of Regulated Asbestos-Containing Material (RACM) greater than 160 square feet or 260 lineal feet, and as specified in Code of Federal Regulations (CFR) Title 40, Chapter I, Subchapter C, Part 61, Subpart M, Section 61.145.

## 1.6 DELIVERY, STORAGE AND HANDLING

- A. [Section 01 60 00 - Product Requirements](#): Requirements for transporting, handling, storing, and protecting products.

## PART 2 - PRODUCTS

NOT USED

## PART 3 - EXECUTION

### 3.1 INSTALLATION

- A. Notify anyone to be affected by demolition and construction activities including but not limited to: all schools, residences, businesses, garbage collection (Pittsburg Disposal Service-a Garaventa company), utility companies (PG&E-Gas Distribution, PG&E Gas Transmission, PG&E-Electric, AT&T, Comcast, Verizon, Chevron Pipeline Co, Shell Pipeline Co, Kinder Morgan, Calpine etc.), Delta Diablo (Sewer District), BART, County Connection (bus transit agency), the Owner, etc. at least ten (10) working days prior to commencing the work of this section.
- B. Site Inspection:
  - 1. Prior to all work of this section, carefully inspect the site and all objects designated to be removed and to be preserved.
  - 2. Locate all existing active utility lines traversing the site and determine the requirements for their removal and/or protection.
- C. Clarification:
  - 1. The Drawings do not purport to show all objects existing on the site.
  - 2. Before commencing the work of this section, verify with the Owner all objects to be removed and all objects to be preserved
- D. Scheduling:
  - 1. Schedule all work in a careful manner with all necessary consideration for neighbors, operation of the existing facilities, and the public.
  - 2. Avoid interference with the use of, and passage to and from, residences and adjacent facilities.

- E. Protection of Utilities: Preserve in operating condition all active utilities traversing the site and designated to remain.

### 3.2 WATER POLLUTION CONTROL

- A. Water sprinkling, temporary enclosures, chutes and other suitable methods shall be used to limit dust and dirt rising and scattering in the air. The Contractor shall comply with all government regulations pertaining to environmental protection.
- B. The Contractor shall use equipment that will generate the least amount of dust. The Contractor shall provide dust control at all times including Saturdays, Sundays, and holidays unless directed otherwise by the Project Manager.
- C. Whenever the Contractor, in the opinion of the Project Manager, is negligent in controlling dust, the Project Manager may direct attention to the existence of a dust hazard and instruct the Contractor to immediately alleviate the dust hazard. The Contractor shall be responsible for any damage cause by dust generated as a result of the Contractor's operations.
- D. The Contractor shall have a commercial standard street vacuum/sweeper operational and in operation during each working day. The street vacuum/sweeper shall be able to pick up sand, gravel, dust, and debris, and other things, shall minimize dust generation, and shall also be available during the day and shall sweep as outlined below and as directed by the Project Manager.
- E. If the Contractor is performing work that generates dust and debris then during the day (including weekends and holidays) the sweeper shall sweep the project area (full length, width, and all lanes) twice a day sometime between 9:00a.m. and 11:00a.m. and also between 2:00p.m. and 4:00p.m. Hardscape surfaces (including pavers, sidewalks, and areas inaccessible by a mechanical sweeper) shall have dirt, dust, and debris removed by hand sweeping. If the Contractor fails to fulfill the responsibilities of this section, the City will perform or contract with others to perform the work and all costs incurred to the City shall be withheld from future payments to the Contractor.
- F. The Contractor shall clean the sidewalk and gutter as many times as needed to make sure the sidewalk and gutter are out of dirt, debris and small rocks at all times. The Contractor shall be prepared to sweep surfaces immediately at the request of the Project Manager, should the Project Manager deem it necessary for public safety and to avoid damage to properties. If streets are not satisfactorily cleaned within 12 hours from verbal or written notice by City personnel, the City will hire an independent sweeping company and deduct the cost for such work from payments due to the Contractor.
- G. Water shall not be used in a manner that creates hazardous or objectionable conditions such as ice, flooding, or pollution.

- H. The site shall be kept neat and orderly during the demolition to the maximum extent practical.
- I. Public right-of-way and private property shall be kept free of debris at all times.
- J. Stockpiles of demolished items or materials shall be removed from the site on a daily basis or stored in waste containers which shall be emptied on a weekly basis or as conditions require in order to manage the accumulation of waste.
- K. Accumulations of flammable materials shall not be permitted.

### 3.3 PROTECTION

- A. Safe passage of persons around area of demolition shall be provided in accordance with all safety and regulatory requirements. Operations shall be conducted to prevent damage to adjacent buildings, structures, other facilities, people and property. Safe passage provided by Contractor will be ADA complaint.
- B. Interior and exterior shoring, bracing, or supports shall be provided to prevent movement, settlement or collapse of structures to be demolished and to adjacent facilities to remain.
- C. Existing landscaping materials, structures, and appurtenances which are not to be demolished shall be protected and maintained as necessary.
- D. The Contractor shall protect and maintain conduits, drains, sewers, pipes and wires that are not to be demolished.
- E. Use all means necessary to protect existing objects designated to remain or to be preserved must remain operational during installation of the replacement pipeline. In the event of damage, immediately notify the Owner and make all repairs and replacements necessary for approval by the Owner at no additional cost to the Owner.

### 3.4 SURFACE DEMOLITION

- A. All asphalt concrete and all Portland cement concrete curbs, gutters, sidewalks, access ramps and driveways shall be saw-cut at the nearest scoreline or deep joint and removed entirely to the saw-cut limits.
- B. Where adjacent pavement or concrete is broken or damaged sufficiently to prohibit a sound replacement the entire damaged section shall be removed to the limits determined by the Project Manager.



- C. Asphalt concrete, sidewalk, concrete curb, and gutter materials to be demolished shall be broken up and removed from the site by the Contractor at no additional cost to the City.
- D. Where shown on the Drawings, the Contractor shall remove required pavement section including base material. Subsoil removal is also included where required to achieve design subgrade.

### 3.5 DEMOLITION BELOW THE SURFACE

- A. Existing structures, pavement slabs and structural sections to be abandoned shall be demolished to an elevation three feet below finished grade. Their bottoms (if any remain) shall be broken thoroughly to prevent entrapment of water and all voids backfilled with suitable backfill
- B. Demolition areas and voids resulting from demolition of structures below the surface shall be completely filled.
- C. All fill, compaction, and holes created by demolition work shall be backfilled with imported clean fill. Lay fill down in layers not exceeding 6" thickness and compact per the earthwork specifications. Grade the site to drain to the nearest storm drainage system without any low points.
- D. All fill and compaction surfaces shall be graded to meet adjacent contours and to provide flow to surface drainage structures, or as shown on the Drawings.
- E. Pipes to be demolished that require no future connection shall be removed to the extent required, sealed and capped. Pipe sections shall be removed either by sawcutting, removing a complete pipe section to an existing joint, or other adequate means which results in a clean joint.
- F. The Contractor shall demolish or dismantle and remove all items that are noted for demolition and removal in the Contract Documents and that will interfere with the planned construction, or as otherwise directed by the Project Manager.
- G. The Contractor shall demolish or dismantle and remove all abandoned conduits or structures that are encountered during the prosecution of the work and which interfere with the construction of the work upon the approval of the Project Manager.

### 3.6 REMOVAL OF EXISTING WATER AND SEWER-SERVICES

- A. The Contractor shall submit to the City for approval a detailed sequence and method of work for staking, abandonment of existing sewer services, water services, water meters, boxes, and cleanouts. The submittal shall include an

overview and general sequence of work; time and dates for each removal; and method and procedure for each removal.

B. ABANDONMENT OF SEWERS:

1. Contractor shall request an encroachment permit with Delta Diablo (District) for abandoning any existing sanitary sewer lateral pipes.

C. ABANDONMENT OF WATER LINES:

1. For service lines less than 4" diameter:
  - (a) Contractor shall pothole, cut out at the main, remove the corporation stop and saddle, and install a minimum 12" full circle 316 stainless steel repair clamp with 316 accessories around the pipe.
  - (b) Abandon unused existing water service lines in place, if at least 18" below grade to the Project Manager's satisfaction.
2. Contact City Water Department in writing 48 hours in advance of abandonment, to check the condition of the existing services prior to abandonment.

D. GENERAL ABANDONMENT:

1. When salvage materials are shown on the Drawings; salvage and arrange the existing facilities (i.e., meters, manhole covers, manhole frames, etc.) to be dropped off at the City's Corporation Yard by prior arrangement.
2. Properly remove or abandon in place unused existing City utility service lines discovered that were left in place by others.
3. Contact utility companies for removal, abandonment, adjustment or relocation of their facilities.
4. Contractor is responsible for verifying the location of any existing utilities.
5. Abandonment of pipes will include filling pipe with slurry as specified in Section 19-3.02G – Controlled Low-Strength Material of the State Standard Specification and capping the pipes at the ends.

### 3.7 DISPOSAL OF DEMOLISHED MATERIALS

- A. See [Section 01 74 19 – Construction Waste Management and Disposal](#) for disposal, salvaging and recycling of demolished materials.
- B. Demolition and removal of debris shall be conducted to ensure minimum interference with roads, streets, walks and other adjacent occupied or used facilities which shall not be closed or obstructed without permission from the City. Alternate routes shall be provided to circumvent closed or obstructed traffic ways.
- C. The Contractor shall comply with all pertinent regulations of Cal/OSHA and local codes and practices.
- D. All existing materials that are designated to be salvaged shall be removed, cleaned and hauled to the City Corporation Yard, unloaded and stockpiled unless otherwise directed by the Project Manager.

- E. Site debris, rubbish and other materials resulting from demolition operations shall become the property of the Contractor and shall be removed by the Contractor at the Contractor's expense. The proper and legal disposal of demolished materials shall be the responsibility of the Contractor. All disposal sites and recycling facilities shall be approved by the City prior to initiation of the Work.
  - 1. Concrete debris shall be transported to a recycler of such materials.
  - 2. Hazardous materials shall be handled and disposed of in accordance with all applicable laws, codes, and regulations.

### 3.8 PATCHING AND REPAIRING

- A. The Contractor shall provide patching, replacing, repairing and refinishing of damaged areas or damaged adjacent facilities involved in the demolition.
- B. New concrete shall match the existing adjacent surfaces, in kind, or of better quality, to the satisfaction of the Project Manager, at no cost to the City or to the owners of the facilities.

### 3.9 CLEAN UP

- A. During and upon completion of work the Contractor shall promptly remove unused tools and equipment, surplus materials, rubbish, debris and dust and shall leave areas affected by work in a clean, approved condition.
- B. The Contractor shall clean adjacent structures and facilities of dust, dirt and debris caused by demolition, as directed by the Project Manager, and return adjacent areas to condition existing prior to start of work.
- C. The Contractor shall clean and sweep daily all street and roads affected by its operation.

**END OF SECTION 02 41 00**

**SECTION 32 11 23 - AGGREGATE BASE COURSES****PART 1 - GENERAL**

## 1.1 SUMMARY

## A. Section Includes:

1. Class 2 Aggregate Base course.

## B. Related Sections:

1. [Section 31 23 16 - Utility Trenching](#): Compacted fill under base course.
2. [Section 32 12 16 - Asphalt Paving](#): Binder and finish asphalt courses.
3. [Section 32 13 13 - Concrete Surface Improvements](#): Finish concrete surface course.

## 1.2 UNIT PRICE - MEASUREMENT AND PAYMENT

## A. Aggregate Base Course:

1. Basis of Measurement: By the cubic yard as specified in the bid form. Quantities of aggregates will be calculated on the basis of dimensions shown on the plans. No allowance will be made for aggregate rejected or placed outside said dimensions unless otherwise order by the Project Manager.
2. Aggregate Base used under concrete work such as curb and gutter, valley gutter, sidewalk, driveways, curb ramps, median curbs, median nose surfacing, bus turnouts, retaining curbs, and in utility trenches shall not be measured unless specified otherwise in the Contract.
3. Basis of Payment: Includes full compensation for furnishing all labor, materials, tools, equipment and incidentals, in aggregate base supplying fill material, stockpiling, scarifying subgrade surface, placing where required, watering, dust palliative, leveling, compacting and certifying the top of aggregate base design grades.
4. Aggregate Base used under concrete work such as curb and gutter, valley gutter, sidewalk, retaining curbs, etc. shall considered incidental to the item most closely related to and no separate compensation will be allowed therefor. Aggregate base used in utility trenches shall be considered incidental to the cost per linear foot paid for the utility pipes as shown on the bid form and no separate compensation will be allowed therefor.

### 1.3 REFERENCES

- A. American Association of State Highway and Transportation Officials:
  - 1. AASHTO M288 - Standard Specification for Geotextile Specification for Highway Applications.
- B. Caltrans Standard Specifications:
  - 1. Section 26 Aggregate Base.
- C. CalRecycle
  - 1. <http://www.calrecycle.ca.gov/ConDemo/Aggregate/>

### 1.4 SUBMITTALS

- A. [Section 01 33 00 - Submittal Procedures](#): Requirements for submittals.
- B. Product Data:
  - 1. Submit data for geotextile fabric and herbicide.
- C. Samples: Submit, in air-tight containers, 5 lbs sample of each type of aggregate fill to testing laboratory or as required by the City.
- D. Submit aggregate base gradation, R-value requirements, and sand equivalent requirements as specified in this sections.
- E. Aggregate samples must not be treated with lime, cement, or chemicals before testing for durability index.
- F. Aggregate from untreated reclaimed processed asphalt concrete, Portland cement concrete, lean concrete base or cement-treated base is not considered treated.
- G. If the aggregate gradation test results, sand equivalent test results, or both do not comply with the Contract compliance requirements, remove the aggregate base or request a payment deduction. If the payment deduction request is authorized, \$2.00/cubic yard is deducted.
- H. Materials Source: Submit name of aggregate materials suppliers.
- I. Manufacturer's Certificate: Certify products meet or exceed specified requirements.
- J. Field survey and certify the top of aggregate base design grades as specified in [Section 01 71 23 - Construction Surveying](#).

- K. Supplier shall submit certification data that aggregate base meets the requirements per Caltrans Testing Methods.

#### 1.5 SUSTAINABLE DESIGN SUBMITTALS

- A. Manufacturer's Certificate: Certify products meet or exceed specified sustainable design requirements.
  - 1. Materials Resources Certificates:
    - a. Certify source and origin for salvaged and reused products.
    - b. Certify recycled material content for recycled content products.
    - c. Certify source for regional materials and distance from jobsite.

#### 1.6 QUALITY ASSURANCE

- A. Furnish each aggregate material from single source throughout the Work.
- B. Perform Work according to City Standards.

### **PART 2 - PRODUCTS**

#### 2.1 SUSTAINABILITY CHARACTERISTICS

- A. Materials and Resources Characteristics:
  - 1. Recycled Content Materials: Furnish materials with maximum available recycled content.
  - 2. Regional Materials: Furnish materials extracted, processed, and manufactured within 500 miles of jobsite.

#### 2.2 AGGREGATE MATERIALS

- A. Aggregate must be clean and consist of any combination of the following:
  - 1. Broken Stone
  - 2. Crushed Gravel
  - 3. Natural rough-surfaced gravel
  - 4. Sand
  - 5. Processed reclaimed asphalt concrete, Portland cement concrete, lean concrete base, or cement-treated base.
- B. Quality: Aggregate base furnished for the base material shall be free from vegetable matter and other deleterious substances, and shall be of such nature

that it can be compacted readily under watering and rolling to form a firm stable base.

- C. Maximum aggregate size shall be 3/4-inch maximum aggregate gradation unless specified otherwise.
- D. Class 2 Aggregate Base: ASTM D2940; graded type. Conform to Section 26 of the Caltrans Standard Specifications. Aggregate gradation for 3/4-inch maximum aggregate base must be within the percentage passing limits for the sieve sizes shown in the following table:

Sieve Size	Percentage Passing	
	Operating Range	Contract compliance
2"	-	-
1-1/2"	-	-
1"	100	100
3/4"	90-100	87-100
No. 4	35-60	30-65
No. 30	10-30	5-35
No. 200	2-9	0-12

- E. The aggregate quality characteristic must comply with the requirements shown in the following table:

Quality Characteristics	Requirement	
	Operating Range	Contract compliance
Resistance (R-value, min.)	-	78
Sand Equivalent (min.)	25	22
Durability Index (min.)	-	35

## **PART 3 - EXECUTION**

### **3.1 EXAMINATION**

- A. Verify compacted subgrade is dry and ready to support paving and imposed loads.
1. Proof roll subgrade with minimum two perpendicular passes to identify soft spots unless specified otherwise in the Project Geotechnical Report.
  2. Remove soft subgrade and replace with compacted fill unless specified otherwise in the Project Geotechnical Report or as ordered by the Project Manager.

- B. Immediately before spreading aggregate base, the subgrade must comply with the specified compaction and elevation tolerance for the material involved and be free from loose or extraneous materials.
- C. Contractor may use aggregate base to fill areas of the subgrade that are lower than the grade as shown on the Drawings.

### 3.2 PREPARATION

- A. Correct irregularities in subgrade gradient and elevation by scarifying, reshaping, and re-compacting.
- B. Do not place fill on soft, muddy, or frozen surfaces.

### 3.3 AGGREGATE PLACEMENT

- A. Deliver uniform thickness of aggregate base to the roadbed. Deposit aggregate base in layers or windrows.
- B. Spread and shape the aggregate base to such thickness that after watering and compacting, the completed aggregate base is within the tolerances specified below in Section 3.5.
- C. Avoid material segregation. Segregated materials shall be re-mixed until uniform.
- D. Aggregate base must be free from pockets of coarse or fine material.
- E. If the aggregate base thickness shown is 0.50 foot or less, spread and compact the aggregate base in one layer. If the thickness shown is more than 0.50 foot, spread and compact the aggregate base in at least 2 approximately equal layers in thickness. The compacted thickness of any one later must not exceed 0.50 foot.
- F. At locations inaccessible to spreading equipment, spread and compact aggregate base by any means that will attain the specified requirements; by hand compaction if needed.
- G. Apply water to moisture condition the aggregate base as needed for optimum moisture content for compaction.
- H. Compact each aggregate base layer to at least 95 percent relative compaction.
- I. If bi-axial is installed as shown on the Drawings or as directed by the City's Project Manager, compact aggregate base with either (1) a smooth-wheeled roller or (2) a rubber-tired roller. Do not use vibratory devices during compaction.
- J. Level and contour surfaces to elevations, profiles, and gradients indicated.



- K. Maintain optimum moisture content of fill materials to attain specified compaction density.
- L. Correct areas of aggregate base that do not comply with the described thickness.

### 3.4 TOLERANCES

- A. [Section 01 45 00 - Quality Control](#): Tolerances.
- B. Maximum Variation from Flat Surface: 1/4 inch measured with 10-foot straight edge.
- C. Maximum Variation from Thickness: 1/4-inch.
- D. Maximum Variation from Elevation: 1/4-inch.

### 3.5 FIELD QUALITY CONTROL

- A. [Section 01 77 00 - Closeout Requirements](#): Field inspecting, testing, adjusting, and balancing.
- B. When tests indicate Work does not meet specified requirements, correct areas of aggregate base that do not comply with the specified requirements and retest, or request a payment deduction. If a payment deduction is authorized, the deduction is calculated by multiplying:
  - 1. Deficient thickness less allowable tolerance
  - 2. Planned width
  - 3. Longitudinal distance of the deficient thickness
  - 4. \$17.00/cubic yard of the item price adjusted for cubic yards, whichever is higher

**END OF SECTION 32 11 23**

**SECTION 32 12 16 - ASPHALT PAVING****PART 1 - GENERAL**

## 1.1 SUMMARY

## A. Section Includes:

1. Asphalt materials.
2. Aggregate materials.
3. Type A HMA Asphalt paving
4. Tack coat
5. Asphalt Rubber Binder Seal Coat

## B. Related Requirement:

1. [Section 32 11 23 - Aggregate Base Courses](#): Compacted subbase for paving.
2. [Section 33 05 13 - Manholes and Structures](#)

## 1.2 PRICE AND PAYMENT PROCEDURES

A. [Section 01 29 00 - Payment Procedures](#): Contract Sum/Price

## B. Asphalt Paving or HMA:

1. Basis of Measurement: By ton and will be based on certified weight-meters certificates showing gross, net weight and the type and grading of the mix for each load unless specified otherwise on the Bid Form.
2. Basis of Payment: Includes priming surfaces, tack coating surfaces, fog seal, furnishing, placing, compacting asphalt pavement and temporary HMA tapers.

## C. Asphalt Dikes:

1. Basis of Measurement: By lineal foot.
2. Basis of Payment: Includes priming surfaces, tack coating surfaces, furnishing, placing, compacting.

## 1.3 REFERENCE STANDARDS

## A. American Association of State Highway and Transportation Officials:

1. AASHTO M17 - Standard Specification for Mineral Filler for Bituminous Paving Mixtures.

2. AASHTO M29 - Standard Specification for Fine Aggregate for Bituminous Paving Mixtures.
3. AASHTO M140 - Standard Specification for Emulsified Asphalt.
4. AASHTO M208 - Standard Specification for Cationic Emulsified Asphalt.
5. AASHTO M288 - Standard Specification for Geotextile Specification for Highway Applications.
6. AASHTO M320 - Standard Specification for Performance-Graded Asphalt Binder.
7. AASHTO M324 - Standard Specification for Joint and Crack Sealants, Hot Applied, for Concrete and Asphalt Pavements.
8. AASHTO MP1a - Standard Specification for Performance-Graded Asphalt Binder.
9. AASHTO T283-14 – Standard Method of Test for Resistance of Compacted Asphalt Mixtures to Moisture-Induced Damage.
10. AASHTO T324 (Modified) -Hamburg Wheel-Track Testing of Compacted Hot Mix Asphalt (HMA).

B. Asphalt Institute:

1. AI MS-2 - Mix Design Methods for Asphalt Concrete and Other Hot- Mix Types.
2. AI MS-19 - Basic Asphalt Emulsion Manual.
3. AI SP-2 - Superpave Mix Design.

C. State Standard Specification:

1. Section 39 Asphalt Concrete.
2. Section 92 Asphalt Binder.
3. Section 94 Asphaltic Emulsions
4. Section 96 Geosynthetics

#### 1.4 SUBMITTALS

A. [Section 01 33 00 - Submittal Procedures](#): Requirements for submittals.

B. Job Mix Formula (JMF): Except for the Hot Mix Asphalt (HMA) to be used in miscellaneous areas (median island areas not including inside shoulders, island areas, sidewalk, gutters, ditches, over side drains and aprons at end of drainage structures) and dikes, submit the proposed JMF for Type A HMA.

C. The JMF must be submitted on the Contractor Job Mix Formula Proposal form along with:

1. Mix design documentation on Contractor's Hot Mix Asphalt Design data form dated with 12 months of submittal.
2. Safety Data Sheets (SDS) for the following:
  - a. Asphalt Binder
  - b. Supplemental fine aggregate except fines from dust collectors
  - c. Antistrip additives.

- D. The Contractor's Hot Mix Asphalt Design Data form must show documentation on aggregate quality.
- E. Submit QC test results for Reclaimed Asphalt Pavement (RAP) gradation with the combined aggregate gradation within 2 business days of taking RAP samples during Type A HMA production.
- F. Contractor shall submit a new JMF if there are changes to any of the following:
  - 1. Target asphalt binder percentage greater than  $\pm 0.2$  percent.
  - 2. Asphalt binder supplier
  - 3. Combined aggregate gradation
  - 4. Aggregate sources
  - 5. Liquid antistrip producer or dosage
  - 6. Average binder content in a new processed RAP stockpile by more than  $\pm 2.0$  percent from the average RAP binder content reported on Contractor Hot Mix Asphalt Design Data form.
  - 7. Average maximum specific gravity in a new processed RAP stockpile by more than  $\pm 0.060$  percent from the average maximum specific gravity value reported on Contractor's Hot Mix Asphalt Design Data form.
  - 8. Any material in the JMF.
- G. Submit a current asphalt concrete mix design from two separate sources (primary source and backup source) for asphalt concrete proposed to be used.
- H. Contractor shall provide delivery tickets to the City at the time of delivery of each load of product, including asphalt concrete, tack coat, sealant, and paving reinforcement fabric. Each delivery ticket shall include or be accompanied by appropriate batch information produced by the batching plant or factory of origin and information stating the mix or model number, total yield in tons, gallons, or square feet, and time, date, and location of delivery.
- I. Any asphalt concrete rejected by the Project Manager shall be deducted from the total quantity of asphalt concrete tonnage.
- J. Reference Plan: Contractor shall have a walk through with the Project Manager for all installed underground boxes and/or iron elements, 10 days prior to any pavement repair. Contractor shall submit a reference plan (RP) to the Project Manager's review for utility facilities adjustment 3 working days prior to lowering any utility facilities.
- K. Contractor shall submit a paving plan for longitudinal joints.

#### 1.5 QUALITY CONTROL PLAN

- A. The Contractor shall submit a Quality Control (QC) plan for HMA.
- B. The QC plan shall describe the organization and procedures for:

1. Controlling HMA quality characteristics
2. Taking samples, including sampling locations.
3. Establishing, implementing, and maintaining QC
4. Determining when corrective actions are needed.
5. Implementing corrective actions.
6. Using methods and materials for backfilling core locations.

C. The QC plan must address the elements affecting HMA Quality, including

1. Aggregates
2. Asphalt binder
3. Additives
4. Productions
5. Paving

D. For CIP projects, the Contractor shall permit the City’s certified testing laboratory to take samples of the aggregate and asphalt emulsion used in the project at the City’s discretion. Gradation and sand equivalent tests may be run on the aggregate and residual asphalt tests on the emulsion. City will compare the test results with this Section and notify the Contractor if any test fails to meet specifications.

E. The Contractor shall furnish all tools and equipment and employ sufficient trained personnel to operate all equipment and perform all handwork efficiently and skillfully.

1.6 AGGREGATES TESTING:

A. Contractor shall test the quality of aggregates under the test methods and frequencies shown in the following table and provide results to the City:

**Aggregate Testing Frequencies**

Quality Characteristic	Test Method	Minimum Testing Frequency
Gradation <sup>a</sup>	AASHTO T 27	1 per 750 tons and any remaining part
Sand Equivalent <sup>b,c</sup>	AASHTO T 176	
Moisture Content <sup>d</sup>	AASHTO T 255	
Crushed particles	AASHTO T335	1 per 10,000 tons or 2 per project whichever is greater
Los Angeles Rattler	AASHTO T96	
Flat and Elongated particles	AASHTO D4791	
Fine Aggregate angularity	AASHTO T 304 Method A	

<sup>a</sup>If RAP is used, test the combined aggregate gradation under California Test 384.

<sup>b</sup>Reported Value must be average of 3 tests from a single sample

<sup>c</sup>Use of a sand reading indicator is required as shown in AASHTO T 176, Figure 1. Sections 4.7, “Manual Shaker,” 7.1.2, “Alternate Method No.2,” and 8.4.3, “Hand Method”, do not apply. Prepare the stock solution as specified in Section 4.8.1, “Stock solution with formaldehyde”, except omit the addition of formaldehyde.

<sup>d</sup>Test at continuous mixing plants only. If RAP is used, test the RAP moisture content at continuous mixing plant and batch mixing plant.

1.7 AMBIENT CONDITIONS

- A. [Section 01 50 00 - Temporary Facilities and Controls](#): Ambient conditions control facilities for product storage and installation.
- B. Do not place HMA on wet pavement or frozen surface.
- C. Maximum lift thickness for asphalt paving shall be 4-inches unless shown otherwise on the Drawings.
- D. Spread Type A HMA at the ambient air and surface temperatures shown in the following table unless shown otherwise on the Drawings:

Lift Thickness (Feet)	Ambient air (°F)		Surface (°F)	
	Unmodified asphalt binder	Modified asphalt binder	Unmodified asphalt binder	Modified asphalt binder
< 0.15	55	50	60	55
≥ 0.15	45	45	50	50

**PART 2 - PRODUCTS**

2.1 ASPHALT PAVING

- A. Asphalt Concrete shall conform to Section 39, “Asphalt Concrete”, of the State Standard Specifications and the City Standard Specifications.
- B. Asphalt Concrete for surfacing shall be Hot Mix Asphalt (HMA) Type A.
- C. Asphalt Materials:
  - 1. Asphalt Binder: Asphalt Binder must comply with Section 92, “Asphalt Binders” of the State Standard Specifications.

- a. For a leveling course, the grade of the asphalt binder for the Hot mix asphalt (HMA) must be PG 64-10 or PG 64-16.
  - b. For Miscellaneous areas, and asphalt dikes the grade of the asphalt binder for the Hot mix asphalt (HMA) must be PG 70-10. Minimum asphalt binder content must be 6.40 percent for 3/8" maximum size aggregate.
  - 2. Tack Coat: Diluted cationic emulsified asphalt per Section 94, "Asphaltic Emulsions", of the State Standard Specification. Asphaltic emulsion shall be Grade CSS1h setting type.
  - 3. Reclaimed Asphalt Pavement (RAP): Processed material obtained by milling or full depth removal of existing asphalt paving.
- D. Reclaimed Asphalt Pavement (RAP) aggregate may be substituted for a part of virgin aggregate in a quantity not to exceed fifteen percent (15%) by weight of the aggregate blend.
- 1. RAP shall conform to Section 39-2.02A(3)(c), "Reclaimed Asphalt Pavement", of the State Standard Specifications.
  - 2. During Type A HMA production, sample RAP twice daily and perform QC testing for:
    - a. Aggregate gradation at least once a day under California Test 384.
    - b. Moisture content at least twice a day.
  - 3. If RAP is used, RAP quality requirements must be as shown in the following table.

**Reclaimed Asphalt Pavement Quality**

<b>Quality Characteristic</b>	<b>Test method</b>	<b>Requirement</b>
Binder Content (% within the average value reported)	AASHTO T 164	± 2.00
Specific Gravity (within the average value reported)	AASHTO T 209	± 0.06

- E. Aggregate Materials:
- 1. Coarse Aggregate: ASTM D692; Aggregate retained on a no. 4 sieve. crushed stone or gravel.
  - 2. Fine Aggregate: ASTM D1073, AASHTO M29; Aggregate passing a no. 4 sieve. Natural sand or sand manufactured from stone or gravel.
  - 3. Mineral Filler: finely ground mineral particles, free of foreign matter consisting of rock dust, slag dust, hydrated lime, hydraulic cement, or any combination of these and complying with AASHTO M17. Mineral fillers shall only be used if needed to improve the workability of the mix or gradation of the aggregate.
  - 4. The aggregate gradation for Type A HMA must comply with the requirements shown in the following table unless specified otherwise on the Drawings:

**Aggregate Gradation Requirements**

<b>Type A HMA pavement thickness shown</b>	<b>Gradation</b>
Greater than 0.10 to less than 0.20 foot	1/2 inch
0.20 to less than 0.25 foot	3/4 inch
0.25 foot or greater	3/4 inch

5. The top 0.20-foot layer of asphalt pavement on the roadway shall have an aggregate gradation of 1/2" inch maximum.
6. Aggregate gradation must be within the Target Value (TV) limits for the specified sieve size shown in the following tables:

**Aggregate Gradation for Type A HMA (percentage passing)  
1 inch**

<b>Sieve Size</b>	<b>Target value limit</b>	<b>Allowable tolerance</b>
1"	100	-
3/4"	88-93	TV ± 5
1/2"	72-85	TV ± 6
3/8"	55-70	TV ± 6
No. 4	35-52	TV ± 7
No. 8	22-40	TV ± 5
No. 30	8-24	TV ± 4
No. 50	5-18	TV ± 4
No. 200	3-7	TV ± 2.0

**3/4 inch**

<b>Sieve Size</b>	<b>Target value limit</b>	<b>Allowable tolerance</b>
1"	100	-
3/4"	90-98	TV ± 5
1/2"	70-90	TV ± 6
No. 4	42-58	TV ± 5
No. 8	29-43	TV ± 5
No. 30	10-23	TV ± 4
No. 200	2-7	TV ± 2.0

**1/2 inch**

<b>Sieve Size</b>	<b>Target value limit</b>	<b>Allowable tolerance</b>
3/4"	100	-
1/2"	95-98	TV ± 5
3/8"	72-95	TV ± 5
No. 4	52-69	TV ± 5
No. 8	35-55	TV ± 5
No. 30	15-30	TV ± 4
No. 200	2-8	TV ± 2.0

**3/8 inch**



Sieve Size	Target value limit	Allowable tolerance
3/4"	100	-
1/2"	95-98	TV $\pm$ 5
3/8"	72-95	TV $\pm$ 5
No. 4	52-69	TV $\pm$ 5
No. 8	35-55	TV $\pm$ 5
No. 30	15-30	TV $\pm$ 4
No. 200	2-8	TV $\pm$ 2.0

7. Before the additional of asphalt binder, the aggregates must comply with the quality requirements shown in the following table:

Quality characteristics	Test Method	Requirement
Aggregate Gradation <sup>a</sup>	AASHTO T27	JMF $\pm$ Tolerance
Percent of crushed particles Coarse aggregate (min, %) One-fractured face Two-fractured face Fine aggregate (min, %) Passing No. 4 sieve and retained on No. 8 sieve.) One-fractured face	AASHTO T 335	95 90  70
Los Angeles Rattler (max, %) Loss at 100 Rev. Loss at 500 Rev.	AASHTO T96	12 40
Sand equivalent (min.) <sup>b, c</sup>	AASHTO T176	47
Flat and elongated particles (max, % by weight at 5:1)	ASTM D4791	10
Fine aggregate angularity (min, %) <sup>d</sup>	AASHTO T304, Method A	45
<p><sup>a</sup>The Project Manager determines combined aggregate gradations containing RAP under California Test 384.</p> <p><sup>b</sup>Reported value must be the average of 3 tests from a single sample.</p> <p><sup>c</sup>Use of a sand reading indicator is required as shown in AASHTO T176, Figure 1. Section 4.7, "Manual Shaker", 7.1.2, "Alternate Method No.2." and 8.4.3, "Hand Method," do not apply. Prepare the stock solution as specified in section 4.8.1, "Stock solution with formaldehyde," except omit the addition of formaldehyde.</p> <p><sup>d</sup>The Project Manager waives this specification if HMA contains 10 percent or less of nonmanufactured sand by weight of total aggregate. Manufactured sand is fine aggregate produced by crushing rock or gravel.</p>		

2.2 TYPE A HMA PRODUCTION

- A. Contractor shall test the quality characteristics of Type A HMA under the test methods and frequencies shown in the following table and provide results to the City:

**Type A HMA Production Testing Frequencies**

Quality Characteristic	Test method	Minimum testing frequency
Asphalt Binder	AASHT T 308, Method A	1 per 750 tons and any remaining part
HMA Moisture Content	AASHTO T 329	1 per 2,500 tons but not less than 1 per paving day
Air Void Content	AASHTO T 269	1 per 4,000 tons or 2 every 5 paving days whichever is greater
Voids in mineral aggregate	SP-2 Asphalt Mixture Volumetrics	1 per 10,000 tons or 2 per project whichever is greater
Dust proportion	SP-2 Asphalt Mixture Volumetrics	
Density of core	California Test 375	2 per paving day
Nuclear gauge density	California Test 375	3 per 250 tons or 3 per paving day, whichever is greater
Hamburg wheel track	AASHTO T 324 (Modified)	1 per 10,000 tons or 1 per project whichever is greater.
Moisture susceptibility	AASHTO T 283	

2.3 TYPE A HMA ACCEPTANCE

- A. In place Type A HMA quality requirements shall be as shown in the following table:

**Type A HMA Acceptance In Place**

Quality Characteristic	Test method	Requirement
Asphalt Binder content (%)	AASHTO T 308 Method A	JMF – 0.3, +0.50
HMA moisture content (max, %)	AASHTO T 329	1.00
Voids in mineral aggregate on laboratory-produced HMA (min, %) <sup>d</sup> Gradation: No. 4 3/8-inch 1/2-inch	SP-2 Asphaltic Mixture Volumetrics	16.5-19.5 15.5-18.5 14.5-17.5

3/4-inch 1-inch with NMAS = 1-inch with NMAS = 3/4-inch		13.5-16.5 13.5-16.5 14.5-17.5
Voids in mineral aggregate on plant-produced HMA (min, %) <sup>a</sup> Gradation: No. 4 3/8-inch 1/2-inch 3/4-inch 1-inch with NMAS = 1-inch with NMAS = 3/4-inch	SP-2 Asphaltic Mixture Volumetrics <sup>c</sup>	15.5-18.5 14.5-17.5 13.5-16.5 12.5-15.5 12.5-15.5 13.5-16.5
Dust proportion	SP-2 Asphaltic Mixture Volumetrics	0.6-1.3 <sup>g</sup>
Density of core (% of max theoretical density) <sup>e,f</sup>	California Test 375	91.0-97.0
Hamburg wheel track (min number of passes at 0.5-inch rut depth) Binder grade: PG 58 PG 64 PG 70 <del>PG 76 or higher</del>	AASHTO T 324 (Modified)	10,000 15,000 20,000 <del>25,000</del>
Hamburg wheel track (min number of passes at inflection point) Binder grade: PG 58 PG 64 PG 70 <del>PG 76 or higher</del>	AASHTO T 324 (Modified)	10,000 10,000 12,500 <del>15,000</del>
Moisture susceptibility (min, psi, dry strength)	AASHTO T 283	100
Moisture susceptibility (min, psi, wet strength)	AASHTO T 283	70
<sup>a</sup> Prepare 3 briquettes. Report the average of 3 tests, <sup>b</sup> For CIP projects, the City's Testing Laboratory determines the bulk specific gravity of each lab-compacted briquette under AASHTO T 275, Method A, and theoretical maximum specific gravity under AASHTO T 209, Method A. <sup>c</sup> Determine the bulk specific gravity under AASHTO T 275, Method A. <sup>d</sup> For CIP projects, the City's Testing Laboratory determines the laboratory-prepared Type A HMA value for only mix design verification.		

<sup>e</sup>For CIP projects, the City's Testing Laboratory determines percent of theoretical maximum density under California Test 375 except for CIP Projects, City's Testing Laboratory uses:

1. AASHTO T 275 to determine in-place density of each density core.
2. AASHTO T 209, method A to determine theoretical maximum density instead of calculating test maximum density.

<sup>f</sup>For CIP projects, the City's Testing Laboratory determines theoretical maximum density under AASHTO T 209, Method A, at the frequency specified in California Test 375, part 5, section D.

<sup>g</sup>For lime-treated aggregates, the dust proportion requirement is 0.6-1.5

## 2.4 SOURCE QUALITY CONTROL

- A. [Section 01 45 00 - Quality Control](#): Testing, inspection and analysis requirements.
- B. Test samples in accordance with AI MS-2.

## PART 3 - EXECUTION

### 3.1 EXAMINATION

- A. [Section 01 70 00 - Execution](#): Requirements for installation examination.
- B. Verify utilities indicated under paving are installed with excavations and trenches backfilled and compacted.
- C. Verify compacted aggregate base is dry and ready to support paving and imposed loads as specified in the project Geotechnical Report or as directed by the Project Manager.
  1. Proof roll subbase with minimum two perpendicular passes to identify soft spots.
  2. Remove soft subbase and replace with compacted fill.
- D. Verify with a licensed land surveyor that the gradients and elevations of base are correct.
- E. Verify drainage grates and frames, and manhole frames are installed in correct position and elevation.

### 3.2 CONSTRUCTION

- A. Contractor may deposit HMA in a windrow and load it in the paver if:
  1. Paver is equipped with a hopper that automatically feeds the screed.

2. Loading equipment can pick up the windrowed material and deposit it in the paver hopper without contaminating or damaging HMA and subgrade base material.
  3. Activities for depositing, pickup loading and paving are continuous.
  4. HMA temperature in the windrow does not fall below 260-degree F.
- B. HMA placed in a windrow on the roadway surface must not extend more than 250 feet in front of the loading equipment or material transfer vehicle.
- C. HMA handled, spread, or windrowed must not stain the finished surface of any improvement, including pavement.
- D. Do not use petroleum products such as kerosene or diesel fuel to release HMA from trucks, spreaders, or compactors.
- E. HMA must be free of:
1. Segregation
  2. Coarse or fine aggregate pockets
  3. Hardened lumps
- F. Complete finish rolling activities before the pavement surface temperature is
1. Below 150 degrees F for HMA with unmodified binder
  2. Below 140 degrees F for HMA with modified binder

### 3.3 SPREADING AND COMPACTING EQUIPMENT

- A. Paving equipment for spreading must be:
1. Self-propelled
  2. Mechanical
  3. Equipped with a screed or strike-off assembly that can distribute HMA the full width of a traffic lane.
  4. Equipped with a full-width compacting device.
  5. Equipped with automatic screed controls and sensing devices that control the thickness, longitudinal grade, and transverse screed slope.
- B. Install and maintain grade and slope reference.
- C. The screed must be heated and produce a uniform HMA surface texture without tearing, shoving, or gouging.
- D. The paver must not leave marks such as ridges and indentations unless you can eliminate them by rolling.
- E. Rollers must be equipped with a system that prevents HMA from sticking to the wheels. You may use a parting agent that does not damage the HMA or impede the bonding of layers.

- F. In areas inaccessible to spreading and compacting equipment:
  - 1. Spread the HMA by any means to obtain the specified lines, grades and cross sections.
  - 2. Use a pneumatic tamper, plate compactor, or equivalent to achieve thorough compaction.

#### 3.4 MATERIAL TRANSFER VEHICLE:

- A. The material transfer vehicle must have sufficient capacity to prevent stopping the paver and must be capable of:
  - 1. Either receiving HMA directly from trucks or using a windrow pickup head to load it from a windrow deposited on the roadway surface.
  - 2. Remixing the HMA with augers before transferring into the paver's receiving hopper or feed system.
  - 3. Transferring HMA directly into the paver's receiving hopper or feed system.

#### 3.5 METHOD COMPACTION EQUIPMENT:

- A. For method compaction, each paver spreading HMA must be followed by 3 rollers:
  - 1. One vibratory roller specified designed to compact HMA. The roller must be capable of at least 2,500 vibrations per minute and must be equipped with amplitude and frequency controls. The roller's gross static weight must be at least 7.5 tons.
  - 2. One oscillating-type pneumatic-tired roller at least 4 feet wide. Pneumatic tires must be of equal size, diameter, type, and ply. The tires must be inflated to 60 psi minimum and maintained so that the air pressure does not vary more than 5 psi.
  - 3. One steel-tired, 2-axle tandem roller. The roller's gross static weight must be at least 7.5 tons.

#### 3.6 SURFACE PREPARATION:

- A. Before placing HMA, remove loose paving particles, dirt, and other extraneous material by any means including flushing and sweeping.
- B. Prepare subgrade to receive HMA under the sections for the material involved. Subgrade must be free of loose and extraneous material.

#### 3.7 TACK COAT:

- A. Apply tack coat in accordance with Section 39-2.01C(3)(f) of the State Standard Specifications.

- B. Apply tack coat:
  - 1. To existing pavement including planed surfaces.
  - 2. Between HMA layers
  - 3. To vertical surfaces of:
    - a. Curbs
    - b. Gutters
    - c. Construction joints.
- C. Coat surfaces of manholes and catch basins.
- D. Equipment for the application of tack coat must comply with Section 37-1.03B, "Equipment" of the State Standard Specifications.
- E. Before placing HMA, apply tack coat in one (1) application at the minimum residual rate shown in the following table for the condition of the underlying surface:

**Tack Coat Application Rates for HMA**

HMA Over:	Minimum residual rates (gal/sq. yd) CSS1/CSS1h asphaltic emulsion
New HMA (between layers)	0.02
Concrete Pavement and existing asphalt concrete surfacing	0.03
Planed pavement	0.05

- F. If a stress absorbing membrane interlayer as specified in Section 37-2.05, "Stress Absorbing Membrane Interlayers", of the State Standard Specification is applied, the tack application rates for new HMA apply.
- G. Notify the Project Manager if you dilute asphaltic emulsion with water. The weight ratio of added water to asphaltic emulsion must not exceed 1 to 1.
- H. Apply tack coat to vertical surfaces with a residual rate that will thoroughly coat the vertical face without running off.
- I. Immediately in advance of placing HMA, apply additional tack coat to damaged areas or where loose or extraneous material is removed.
- J. Close areas to traffic receiving tack coat. Do not allow the tracking of tack coat onto pavement surfaces beyond the job site.
- K. If an asphalt binder is used for tack coat, the asphalt binder temperature must be from 285 to 350-degree F when applied.

### 3.8 LONGITUDINAL JOINTS

- A. Longitudinal joints in the top layer must match lane lines. Alternate the longitudinal joint offsets in the lower layers at least 0.5 foot from each side of the lane line.
- B. A vertical longitudinal joint of more than 0.15 foot is not allowed at any time between adjacent open lanes to traffic.
- C. For an HMA thickness of 0.15 foot or less, the distance between the ends of the adjacent surfaced lanes at the end of each day's work must not be greater than can be completed in the following day of normal paving.
- D. For an HMA thickness greater than 0.15 foot, you must place HMA on adjacent travel way lanes or shoulder such that at the end of each work shift the distance between the ends of HMA layers on adjacent lanes is from 5 to 10 feet. Place additional HMA along the transverse edge at each lane's end and along the exposed longitudinal edges between adjacent lanes. Hand rake and compact the additional HMA to form temporary conforms. Place Kraft paper or other authorized release agent under the conform tapers to facilitate the taper removal when paving activities resume.
- E. If placing HMA against the edge of existing pavement, saw cut or grind the pavement straight and vertical the joint to the full depth and remove extraneous material.

### 3.9 MISCELLANEOUS AREAS AND DIKES

- A. Asphalt concrete for dikes shall be Type A, 3/8" maximum size aggregate.
- B. Prepare the areas to receive HMA for miscellaneous areas and dikes, including excavation, placing tack coat, and backfill as needed.
- C. Spread the HMA in miscellaneous areas in 1 layer and compact to the specified lines and grades.
- D. The finished surface must be:
  - 1. Textured uniformly
  - 2. Compacted firmly
  - 3. Without depressions, humps, and irregularities.

### 3.10 COMPACTION

- A. Rolling must leave the completed surface compacted and smooth without tearing, cracking, or shoving.



- B. If a vibratory roller is used as a finish roller, turn the vibrator off.
- C. If the surface to be paved is both in sunlight and shade, pavement surface temperatures are taken in the shade.
- D. Relative compaction will be determined by California Test 375.

3.11 PAVEMENT CRACK SEALING

- A. See [Section 32 12 17 – Asphalt Paving Rehabilitation](#) for Pavement Crack Sealing Specifications.

3.12 ASPHALT PAVING TOLERANCES

- A. [Section 01 45 00 - Quality Control](#): Tolerances.
- B. Flatness: Maximum variation of 1/8 inch measured with 10-foot straight edge.
- C. Scheduled Compacted Thickness: Within 1/4 inch.

3.13 FIELD QUALITY CONTROL

- A. [Section 01 45 00 – Quality Control](#): Requirements for testing, adjusting, and balancing.
- B. Asphalt Paving Mix Temperature: Measure temperature at time of placement.

3.14 PROTECTION

- A. [Section 01 77 00 - Closeout Requirements](#): Requirements for protecting finished Work.
- B. Immediately after placement, protect paving from mechanical injury for until surface temperature is less than 140 degrees F.

**END OF SECTION 32 12 16**

**SECTION 32 12 17 - ASPHALT PAVEMENT REHABILITATION****PART 1 - GENERAL**

## 1.1 SUMMARY

## A. Section Includes:

1. Asphalt materials.
2. Aggregate materials.
3. Type A HMA Asphalt paving
4. Tack coat
5. Cold Planing
6. Geosynthetic pavement interlayer
7. Crack treatment
8. Adjusting iron castings to grade
9. Surface Slurry.
10. Micro-surfacing

## B. Related Requirement:

1. [Section 32 11 23 - Aggregate Base Courses](#): Compacted subbase for paving.
2. [Section 33 05 13 - Manholes and Structures](#)

## 1.2 PRICE AND PAYMENT PROCEDURES

A. [Section 01 29 00 - Payment Procedures](#) Contract Sum/Price

## B. Asphalt Paving or HMA:

1. Basis of Measurement: By ton and will be based on certified weight-meters certificates showing gross, net weight and the type and grading of the mix for each load.
2. Basis of Payment: Includes priming surfaces, tack coating surfaces, fog seal, furnishing, placing, compacting, and testing base course.

## C. Cold Planing Asphalt Pavement:

1. Basis of Measurement: By Square foot.
2. Basis of Payment: Includes removing existing pavement markers, legends and pavement striping, removing detector loops, grinding or cold planing asphalt pavement to achieve a minimum 2-inch HMA thickness overlay, and preparing surface for HMA overlay.

3. If a separate bid item is not listed in the bid form for Monument Protection and Referencing, full compensation for referencing monuments, re-establishing the monuments and submitting corner record to the County by a Licensed Land Surveyor shall be considered as included in the price paid for Cold Planing Asphalt Pavement and no separate compensation will be allowed therefor.
4. If a separate bid item is not listed in the bid form for lowering of utilities and re-adjustment of utility boxes, valves, grates and manholes covers to finish grade after paving, full compensation for adjusting the utility boxes, valves, grates and manhole covers to finish grade shall be considered as included in the price paid for Cold Planing Asphalt Pavement and no separate compensation will be allowed therefor.

D. Geosynthetic Pavement Interlayer:

1. Basis of Measurement: By square yard of area measured from the actual pavement covered over the interlayer. If multiple layers of pavement interlayer are used, square footage of each layer would be added for the measurement.
2. Basis of Payment: Includes priming surfaces, tack coating surfaces, furnishing, placing, overlapping and compacting.

E. Crack Treatment:

1. Basis of Measurement: Crack treatment will be measured per lineal foot, unless specified otherwise in the Contract Documents.  
Basis of Payment: Crack treatment is considered incidental to the item most closely related to and no separate compensation will be allowed therefor.

F. Slurry Seal:

1. Basis of Measurement: By square feet of area measured from the actual pavement covered by slurry seal application
2. Basis of Payment: Includes coordinating with utility companies, covering and protecting utility structures before and after slurry seal, sweeping, traffic controls, surface preparation, equipment inspections, applying slurry seal, rolling, clean up, and opening to traffic.

G. Micro-surfacing:

1. Basis of Measurement: By square feet of area measured from the actual pavement covered by Micro-surfacing application.
2. Basis of Payment: Includes coordinating with utility companies, covering and protecting utility structures before and after micro-surfacing, grade, sweeping, traffic controls, surface preparation, equipment inspections, applying micro-surfacing, rolling, clean up, and opening to traffic.

### 1.3 REFERENCE STANDARDS

- A. American Association of State Highway and Transportation Officials:
1. AASHTO M17 - Standard Specification for Mineral Filler for Bituminous Paving Mixtures.
  2. AASHTO M29 - Standard Specification for Fine Aggregate for Bituminous Paving Mixtures.
  3. AASHTO M140 - Standard Specification for Emulsified Asphalt.
  4. AASHTO M208 - Standard Specification for Cationic Emulsified Asphalt.
  5. AASHTO M288 - Standard Specification for Geotextile Specification for Highway Applications.
  6. AASHTO M320 - Standard Specification for Performance-Graded Asphalt Binder.
  7. AASHTO M324 - Standard Specification for Joint and Crack Sealants, Hot Applied, for Concrete and Asphalt Pavements.
  8. AASHTO MP1a - Standard Specification for Performance-Graded Asphalt Binder.
  9. AASHTO T283-14 – Standard Method of Test for Resistance of Compacted Asphalt Mixtures to Moisture-Induced Damage.
  10. AASHTO T324 (Modified) -Hamburg Wheel-Track Testing of Compacted Hot Mix Asphalt (HMA).
- B. Asphalt Institute:
1. AI MS-2 - Mix Design Methods for Asphalt Concrete and Other Hot- Mix Types.
  2. AI MS-19 - Basic Asphalt Emulsion Manual.
  3. AI SP-2 - Superpave Mix Design.
- C. State Standard Specification:
1. Section 39 Asphalt Concrete.
  2. Section 92 Asphalt Binders.
  3. Section 94 Asphaltic Emulsions
  4. Section 96 Geosynthetics

### 1.4 SUBMITTALS

- A. [Section 01 33 00 - Submittal Procedures](#): Requirements for submittals.
- B. Job Mix Formula (JMF): Except for the Hot Mix Asphalt (HMA) to be used in miscellaneous areas (median island areas not including inside shoulders, island areas, sidewalk, gutters, ditches, over side drains and aprons at end of drainage structures) and dikes, submit the proposed JMF for Type A HMA.
- C. The JMF must be submitted on the Contractor Job Mix Formula Proposal form along with:

1. Mix design documentation on Contractor's Hot Mix Asphalt Design data form dated with 12 months of submittal.
  2. Safety Data Sheets (SDS) for the following:
    - a. Asphalt Binder
    - b. Supplemental fine aggregate except fines from dust collectors
    - c. Antistrip additives.
- D. The Contractor's Hot Mix Asphalt Design Data form must show documentation on aggregate quality.
- E. Submit QC test results for Reclaimed Asphalt Pavement (RAP) gradation with the combined aggregate gradation within 2 business days of taking RAP samples during Type A HMA production.
- F. Contractor shall submit a new JMF if there are changes to any of the following:
  1. Target asphalt binder percentage greater than  $\pm 0.2$  percent.
  2. Asphalt binder supplier
  3. Combined aggregate gradation
  4. Aggregate sources
  5. Liquid antistrip producer or dosage
  6. Average binder content in a new processed RAP stockpile by more than  $\pm 2.0$  percent from the average RAP binder content reported on Contractor Hot Mix Asphalt Design Data form.
  7. Average maximum specific gravity in a new processed RAP stockpile by more than  $\pm 0.060$  percent from the average maximum specific gravity value reported on Contractor's Hot Mix Asphalt Design Data form.
  8. Any material in the JMF.
- G. Submit a current asphalt concrete mix design from two separate sources (primary source and backup source) for asphalt concrete proposed to be used.
- H. For Capital Improvement Projects (CIP) projects, the Contractor shall provide delivery tickets to the City at the time of delivery of each load of product, including asphalt concrete, tack coat, sealant, and paving reinforcement fabric. Each delivery ticket shall include or be accompanied by appropriate batch information produced by the batching plant or factory of origin and information stating the mix or model number, total yield in tons, gallons, or square feet, and time, date, and location of delivery.
- I. Any asphalt concrete rejected by the Project Manager shall be deducted from the total quantity of asphalt concrete tonnage.
- J. Reference Plan: Contractor shall have a walk through with Engineer for all installed underground boxes and/or iron elements, ten (10) working days prior to any pavement repair. Contractor shall submit a reference plan (RP) for utility facilities adjustment prior to covering or lowering any utility facilities three (3) working days prior to any pavement repair.

- K. Submit a laboratory report of test results and a proposed mix design 10 days before starting placement of slurry seal. The report and mix design must include the specific materials to be used. The laboratory report must include:
  - 1. Test results used in the mix design
  - 2. Proportions of the following materials based on the aggregate's dry weight:
    - a. Aggregate
    - b. Filler determined from tests, minimum and maximum
    - c. Water, minimum and maximum
    - d. Asphalt solid content
    - e. Set control agent
  - 3. Comparison of slurry seal test results to the specified values
  
- L. Submit a laboratory report of test results and a proposed mix design 10 days before starting placement of micro-surfacing. The report and mix design must include the specific materials to be used. The laboratory report must include:
  - 1. Test results used in the mix design
  - 2. Proportions of the following materials based on the aggregate's dry weight:
    - a. Aggregate
    - b. Water, minimum and maximum
    - c. Additives
    - d. Mineral filler, minimum and maximum
    - e. Micro-surfacing emulsion residual asphalt content, minimum and maximum
  - 3. Recommend changes to the following proportions based on heating the mixture to 100-degree F and mixing for 60 seconds:
    - a. Water
    - b. Additives
    - c. Mineral Filler
  - 4. Comparison of each individual material's test results to its specified values.
  - 5. Quantitative moisture effects on the aggregate's unit weight determined under ASTM C29.

#### 1.5 QUALITY CONTROL PLAN

- A. The Contractor shall submit a Quality Control (QC) plan for HMA.
- B. The QC plan shall describe the organization and procedures for:
  - 1. Controlling HMA quality characteristics
  - 2. Taking samples, including sampling locations.
  - 3. Establishing, implementing, and maintaining QC
  - 4. Determining when corrective actions are needed.
  - 5. Implementing corrective actions.
  - 6. Using methods and materials for backfilling core locations.
- C. The QC plan must address the elements affecting HMA Quality, including

1. Aggregates
2. Asphalt binder
3. Additives
4. Productions
5. Paving

- D. For CIP projects, the Contractor shall permit the City's certified testing laboratory to take samples of the aggregate and asphalt emulsion used in the project at the City's discretion. Gradation and sand equivalent tests may be run on the aggregate and residual asphalt tests on the emulsion. City will compare the test results with this Section and notify the Contractor if any test fails to meet specifications.
- E. The Contractor shall furnish all tools and equipment and employ sufficient trained personnel to operate all equipment and perform all handwork efficiently and skillfully.

#### 1.6 AGGREGATES TESTING:

- A. Contractor shall test the quality of aggregates under the test methods and frequencies shown in [Section 32 12 16 – Asphalt Paving](#).

#### 1.7 AMBIENT CONDITIONS

- A. Refer to [Section 32 12 16 – Asphalt Paving](#) for ambient air and surface temperatures for spreading HMA.

### **PART 2 - PRODUCTS**

#### 2.1 ASPHALT PAVING

- A. Asphalt Concrete shall conform to Section 39, "Asphalt Concrete", of the State Standard Specifications and the City Standard Specifications.
- B. Asphalt Concrete for surfacing shall be Hot Mix Asphalt (HMA) Type A.
- C. Asphalt Materials:
1. Asphalt Binder: Asphalt Binder must comply with Section 92, "Asphalt Binders", of the State Standard Specifications.
    - a. For a leveling course, the grade of the asphalt binder for the Hot mix asphalt (HMA) must be PG 64-10 or PG 64-16.
    - b. For Miscellaneous areas, and asphalt dikes the grade of the asphalt binder for the Hot mix asphalt (HMA) must be PG 70-10. Minimum

asphalt binder content must be 6.40 percent for 3/8" maximum size aggregate.

2. Tack Coat: Diluted cationic emulsified asphalt per Section 94, "Asphaltic Emulsion", of the State Standard Specification. Asphaltic emulsion shall be Grade CSS1h setting type.
  3. Reclaimed Asphalt Pavement (RAP): Processed material obtained by milling or full depth removal of existing asphalt paving.
  4. Oil
- D. Reclaimed Asphalt Pavement (RAP) aggregate may be substituted for a part of virgin aggregate in a quantity not to exceed fifteen percent (15%) by weight of the aggregate blend.
1. RAP shall conform to Section 39-2.02A(3)(c), "Reclaimed Asphalt Pavement", of the State Standard Specifications.
  2. During Type A HMA production, sample RAP twice daily and perform QC testing for:
    - a. Aggregate gradation at least once a day under California Test 384.
    - b. Moisture content at least twice a day.
  3. If RAP is used, RAP quality requirements must be as shown in the following table.

**Reclaimed Asphalt Pavement Quality**

Quality Characteristic	Test method	Requirement
Binder Content (% within the average value reported)	AASHTO T 164	± 2.00
Specific Gravity (within the average value reported)	AASHTO T 209	± 0.06

- E. Aggregate Materials: All aggregate materials shall conform to the aggregate material specifications specified in [Section 32 12 16 – Asphalt Paving](#).
- F. Pavement fabric shall be installed under all proposed base repair areas. Pavement fabric shall be Tensar GlasPave 50 or approved equal for asphalt concrete for all "Base Repair (Revocable)" areas. Pavement fabric shall be installed in accordance with the Contract Documents and per the manufacturer's instructions.

2.2 TYPE A HMA PRODUCTION

- A. Contractor shall test the quality characteristics of Type A HMA under the test methods and frequencies shown in [Section 32 12 16 – Asphalt Paving](#).



## 2.3 TYPE A HMA ACCEPTANCE

- A. For Type A HMA quality requirements, see Type A HMA acceptance specified in [Section 32 12 16 – Asphalt Paving](#).

## 2.4 GEOSYNTHETIC PAVEMENT INTERLAYER/FABRIC/MAT:

- A. Geosynthetic pavement interlayer shall conform to Geosynthetic pavement interlayer specified in [Section 32 12 16 – Asphalt Paving](#).
- B. Pavement fabric/mat shall be Tensor GlasPave 50 or approved equal for asphalt concrete for all “Base Repair (Revocable)” areas. Pavement fabric/mat shall be installed in accordance with the Contract Documents and per the manufacturer’s instructions.

## 2.5 CRACK TREATMENT:

- A. Crack sealant must comply with Section 37-6, “Crack Treatments”, of the State Standard Specifications.
- B. The pavement crack treatment material must comply with the requirements for Type 1 or Type 2 crack treatment material shown in the following table:

**Crack Treatment Material**

Quality characteristic <sup>a</sup>	Test method <sup>b</sup>	Requirements	
		Type 1	Type 2
Softening Point (min, °C)	ASTM D36/D36M	102	96
Cone Penetration at 77-degrees F (max)	ASTM D5329	35	40
Resilience at 77-degre F, unaged (% min)	ASTM D5329	20-60	25-65
Flexibility <sup>c</sup> (°C)	ASTM D3111	0	0
Tensile adhesion (min, %)	ASTM D5329	300	400
Specific Gravity (max.)	ASTM D70	1.25	1.25
Asphalt Compatibility	ASTM D5329	Pass	Pass
Sieve test (% passing)	See note d	100	100

<sup>a</sup>Cold-applied crack treatment material residue collected under ASTM D6943, Method B and sampled under ASTM D140 must comply with the grade specifications.

<sup>b</sup>Except for viscosity, cure each specimen at a temperature of  $23 \pm 2$  °C and a relative humidity of  $50 \pm 10$  percent for  $24 \pm 2$  hours before testing.

<sup>c</sup>For the flexibility test, the specimen size must be  $6.4 \pm 0.2$  mm thick by  $25 \pm 0.2$  mm wide by  $150 \pm 0.5$  mm long. The test mandrel diameter must be  $6.4 \pm 0.2$  mm. The bend arc must be 180 degrees. The bend rate must be  $2 \pm 1$  seconds. At least 4 of 5 test specimens must pass at the specified test temperature without fracture, crazing, or cracking.

<sup>d</sup>For hot-applied crack treatment, dilute with toluene and sieve through a no. 8 sieve. For cold-applied crack treatment, sieve the material as-received through a no. 8 sieve. If the manufacturer provides a statement that added components passed the no. 16 sieve before blending, this requirement is void.

- C. The material shall be capable of being melted and applied to cracks and joints at temperatures below 400-degrees F. When heated, it shall readily penetrate cracks 1/4-inch wide or wider.
- D. Crack treatment material must be delivered to the job site with manufacturer’s name, production location, brand or trade name, designation, crack treatment trade name, batch number, maximum heat temperature and expiration date for cold application only.
- E. Hot-applied crack treatment must be delivered to the job site premixed in cardboard containers with meltable inclusion liners or in a fully meltable package.
- F. Sand applied to tacky crack treatment material must be clean, free of clay, and comply with the gradation shown in the following table:

**Sand Gradation**

Sieve Size	Percent passing
No. 4	100
No. 50	0-30
No. 200	0-5

**2.6 SLURRY SEAL**

- A. Slurry Seal shall be in conformance with Section 37-3 – Slurry Seal and Micro-Surfacing of the State Standard Specifications.
- B. Applying slurry seal consists of spreading a mixture of asphaltic emulsion, aggregate, set-control additives, and water on a surface or pavement.

- C. Aggregates for slurry seal and micro-surfacing must comply with the gradation requirements shown in the following table:

**Sand Gradation**

Sieve Size	Percent passing (Class II)
3/8"	100
No. 4	94-100
No. 8	65-90
No. 16	40-70
No. 30	25-50
No. 200	5-15

- D. Aggregate must be rock dust or sand such as plaster sand. Aggregate larger than No. 50 sieve must be 100 percent crushed rock. Aggregate must be free from vegetable matter, deleterious substances, caked or clay clumps, and oversized particles.
- E. The mix design must have the percent of asphaltic emulsion, based on percentage by weight of the dry aggregate, within the range of 12%-18% for Class II aggregate type.
- F. Minimum sand equivalent per California Test 217 and minimum durability index and California Test 229 shall be 55 for Class II Aggregate.

**2.7 MICRO-SURFACING**

- A. Micro-surfacing shall be in conformance with Section 37-3, "Slurry Seal and Micro-surfacings", of the State Standard Specifications.
- B. Applying Micro-surfacing consists of spreading a mixture of micro-surfacing emulsion, water, additives, mineral filler and aggregate on the pavement.
- C. Micro-surfacing mix design must have the material proportion limits shown in the following table:

**Micro-surfacing Mix Design Proportion Limits**

Material	Proportion Limits
Micro-surfacing emulsion residual asphalt	5.5%-9.5% of aggregate by weight
Water and additives	No Limit
Mineral Filler	0%-3% aggregate dry weight

- D. Aggregate for micro-surfacing except mineral filler must comply with the requirements shown in the following table:

**Micro-surfacing aggregate**

Quality Characteristic	Test Method	Requirement
Sand equivalent (min.)	California Test 217	65
Durability index (min.)	California Test 229	65
Percentage of crushed particles (min., %) <sup>a</sup>	California Test 205	95
Los Angeles Rattler Loss at 500 revolutions (max, %) <sup>b</sup>	California Test 211	35
<sup>a</sup> Crushed particles must have at least 1 fractured face		
<sup>b</sup> California Test 211 must be performed on the aggregate before crushing.		

- E. Micro-surfacing emulsion must be a homogeneous mixture of asphalt, polymer, and emulsifier solution and shall conform to Section 37-3.03A(4)(b)(ii), “Micro-surfacing Emulsion”, of the State Standard Specifications.
- F. If Portland cement is used as mineral filler, it must be any combination of Type I, Type II or Type II cement.

2.8 SOURCE QUALITY CONTROL

- A. [Section 01 45 00 - Quality Control](#): Testing, inspection and analysis requirements.
- B. Test samples in accordance with AI MS-2.

**PART 3 - EXECUTION**

3.1 EXAMINATION

- A. [Section 01 70 00 - Execution](#) and [Section 01 77 00 - Closeout Requirements](#): Requirements for installation examination.
- B. Verify utilities indicated under paving are installed with excavations and trenches backfilled and compacted.
- C. Verify compacted aggregate base is dry and ready to support paving and imposed loads as specified in the project Geotechnical Report or as directed by the Project Manager.
  - 1. Proof roll subbase with minimum two perpendicular passes to identify soft spots.
  - 2. Remove soft subbase and replace with compacted fill.
- D. Verify with a licensed land surveyor that the gradients and elevations of base are correct.

- E. Verify drainage grates and frames, and manhole frames are installed in correct position and elevation.

### 3.2 DEMOLITION

- A. Saw cut and notch existing paving as indicted on Drawings. Before removing any portion of an asphalt concrete facility, make a sawcut full depth to a true line along the limits of the removal area.
- B. Clean existing paving to remove foreign material, excess joint sealant and crack filler from paving surface.
- C. Repair surface defects in existing paving to provide uniform surface to receive new paving.
- D. Where replace asphalt concrete surfacing is shown, remove the full depth of the existing asphalt concrete surfacing and replace with HMA.
- E. Before removing asphalt concrete, outline the replacement areas and cut neat lines with a saw or grind to full depth of on the existing asphalt concrete. Do not damage asphalt concrete and base that is to remain in place.
- F. Any excavations of the base material beyond the specified plane, shall be replaced with HMA. No additional compensation will be allowed for HMA placed beyond the specified plane.
- G. Do not use a material transfer vehicle for replacing asphalt concrete surfacing.
- H. When base and surfacing are described to be removed, remove base and surfacing to a depth of at least 6 inches below the grade of the existing surfacing. Backfill resulting holes and depressions.
- I. All material removed shall become the property of the Contractor and shall be disposed of in a legal manner.

### 3.3 COLD PLANING ASPHALT CONCRETE PAVEMENT

- A. Cold planning asphalt concrete pavement includes the removal of pavement markers, traffic stripe, and pavement markings within the area of cold planning.
- B. Cold plane existing asphalt paving to a minimum depth that results in a new HMA pavement section which is minimum 2-inch thick as shown on the Drawings. Contractor shall make a sawcut after cold planing at the conform edges to allow for a minimum 2-inch vertical surface at the conforms.
- C. HMA for temporary tapers must be of the same quality that is used for the HMA overlay.

- D. Do not use a heating device to soften the pavement.
- E. The cold planing machine must be:
  - 1. Equipped with a cutter head width that matches the planing width unless a wider cutter head is authorized
  - 2. Equipped with automatic controls for the longitudinal grade and transverse slope of the cutter head and:
    - a. If a ski device is used, it must be at least 30 feet long, rigid, and a 1-piece unit. The entire length must be used in activating the sensor.
    - b. If referencing from existing pavement, the cold planing machine must be controlled by a self-contained grade reference system. The system must be used at or near the centerline of the roadway. On the adjacent pass with the cold planing machine, a joint matching shoe may be used.
  - 3. Equipped to effectively control dust generated by the planing operation.
  - 4. Operated such that no fumes or smoke is produced.
- F. Replace broken, missing, or worn machine teeth.
- G. If the Contractor does not complete placing the HMA surfacing before opening the area to traffic, the Contractor must:
  - 1. Construct a temporary HMA taper to the level of the existing pavement
  - 2. Place HMA during the next work shift
  - 3. Submit a corrective action plan that shows that the Contractor will complete cold planing and placement of HMA in the same work shift. Do not restart cold planing activities until the corrective action plan is authorized.
- H. The completed surface of the planed pavement must not vary more than 0.02 foot when measured with a 12-foot straightedge parallel with the centerline. With the straightedge at right angles to the centerline, the transverse slope of the planed surface must not vary more than 0.03 foot.
- I. Where lanes are open to traffic, the drop-off between adjacent lanes must not be more than 0.15 foot.
- J. Remove cold planed material concurrently with planing activities such that the removal does not lag more than 50 feet behind the planer. All materials removed shall become the property of the Contractor and shall be disposed of in a legal manner.
- K. The Contractor shall be responsible for maintaining the street in a clean condition during the course of the cold planing or grinding operations using a vacuum sweeper.
- L. If a drop-off between the existing pavement and the planed areas at transverse joints cannot be avoided before opening to traffic, construct a temporary HMA taper. The HMA temporary taper must be:

1. Placed to the level of existing pavement and tapered on a slope of 30:1 (horizontal: vertical) or flatter to the level of the planed areas.
2. Compacted by any method that will produce a smooth riding surface.

M. Completely remove temporary tapers before placing permanent surfacing.

N. Remove and replace any traffic signal detector loops and loop conductors including the loop conductors leading into the detector box. For City owned traffic signals where traffic signal detector loops are present, the Contractor shall notify the Project Manager a minimum of one (1) week prior to beginning work near the loops. For Caltrans traffic signals the Contractor shall notify Caltrans in conformance with Caltrans requirements.

### 3.4 CONSTRUCTION

A. Refer to [Section 32 12 16 - Asphalt Paving](#) for construction of asphalt paving.

### 3.5 SPREADING AND COMPACTING EQUIPMENT

A. Refer to [Section 32 12 16 - Asphalt Paving](#) for construction of compaction of asphalt paving.

### 3.6 MATERIAL TRANSFER VEHICLE:

A. Refer to [Section 32 12 16 - Asphalt Paving](#) for material transfer vehicle.

### 3.7 METHOD COMPACTION EQUIPMENT:

A. Refer to [Section 32 12 16 - Asphalt Paving](#) for material method compaction equipment.

### 3.8 SURAFCE PREPARATION:

A. Refer to [Section 32 12 16 - Asphalt Paving](#) for surface preparation and tack coat.

### 3.9 GEOSYNTHETIC PAVEMENT INTERLAYER/FABRIC/MAT/FABRIC/MAT

A. Where shown on Drawings, place geosynthetic pavement interlayer over a coat of asphalt binder and in compliance with the manufacturer's instructions. Do not place the interlayer/fabric/mat on a wet or frozen surface.

B. Pavement fabric/mat shall be installed under all proposed base repair areas. Pavement fabric/mat shall be Tensar GlasPave 50 or approved equal for asphalt

concrete for all “Base Repair (Revocable)” areas. Pavement fabric/mat shall be installed in accordance with the Contract Documents and per the manufacturer’s instructions.

- C. Before placing the interlayer/fabric/mat and asphalt binder:
  - 1. Repair cracks 1/4-inch and wider, spalls, and holes in the pavement. Repairing cracks is not change order work.
  - 2. Clean the pavement of loose and extraneous material.
- D. Immediately before placing the interlayer/fabric/mat, apply  $0.25 \pm 0.03$  gal of asphalt binder per square yard of interlayer/fabric/mat or until saturated. Apply asphalt binder the width of the interlayer/fabric/mat plus 3 inches on each side. At an overlap, apply asphalt binder on the lower interlayer/fabric/mat the same overlap distance as the upper interlayer/fabric/mat.
- E. Align and place the interlayer/fabric/mat with no overlapping wrinkles, except a wrinkle that overlaps may remain if it is less than 1/2-inch thick. If the overlapping wrinkle is more than 1/2-inch thick, cut the wrinkle out and overlap the interlayer/fabric/mat no more than 4 inches.
- F. Overlap the interlayer/fabric/mat borders between 4 to 6 inches. In the direction of paving, overlap the following roll with the preceding roll at any break.
- G. Use rolling equipment to correct distortions or wrinkles in the interlayer/fabric/mat.
- H. If asphalt binder tracked onto the interlayer/fabric/mat or brought to the surface by construction equipment causes interlayer/fabric/mat displacement, cover it with a small quantity of HMA.
- I. Before placing HMA on the interlayer/fabric/mat, do not expose the interlayer/fabric/mat to:
  - 1. Traffic except for crossings under traffic control and only after you place a small HMA quantity.
  - 2. Sharp turns from construction equipment
  - 3. Damaging elements.
- J. Pave HMA on the interlayer/fabric/mat during the same work shift. The minimum HMA thickness over the interlayer/fabric/mat must be 0.17-foot thick including at pavement conforms as shown on the drawings.

### 3.10 LONGITUDINAL JOINTS

- A. Refer to [Section 32 12 16 - Asphalt Paving](#) for longitudinal joints.



### 3.11 WIDENING EXISTING PAVEMENT

- A. If widening existing pavement, construct new pavement structure to match the elevations of the existing pavement's edge before placing HMA over the existing pavement.

### 3.12 COMPACTION

- A. Refer to [Section 32 12 16 - Asphalt Paving](#) for compaction.

### 3.13 PAVEMENT CRACK SEALING

- A. Prior to overlaying existing pavements, crack sealing operations shall be performed in accordance with the following:
  1. Crack sealing shall be performed on all pavement cracks 1/4-inch wide or wider. Cracks between 1/4-inch and 1/2-inch wide shall be routed to a depth and width of 1/2-inch prior to sealing.
  2. Fill or repair cracks wider than 1-inch or as shown on the Drawings.
  3. Crack sealing shall be performed after any required pavement repair or grinding operations and prior to placing flexible pavement coatings, pavement reinforcing fabric, or overlay.
  4. All pavement cracks not routed shall first be treated for weed prevention.
  5. For hot-applied crack treatment material, rout cracks or sawcut to form a reservoir.
  6. Immediately prior to performing crack sealing, the cracks shall be cleaned by the use of oil-free compressed air at a pressure of at least 90 psi such that all vegetation, dirt, and other objectionable materials are removed. The compressed air shall be filtered of moisture and oils. Under damp conditions, a hot compressed air lance shall be utilized to dry the cracks as well. The hot air lance must not apply flame directly on the pavement.
  7. Crack sealant material shall conform to the provisions of PART 2 "Products" of this Section and shall be applied at the temperature and rate recommended by the manufacturer.
  8. Apply crack treatment with a nozzle inserted into the crack. Fill the crack flush. If after 2 days the crack treatment is more than 1/4-inch below the specified level, the sealant fails, or the crack re-opens, re-treat the crack.
  9. Extensively cracked pavement areas shall not be crack sealed unless specifically directed by the Project Manager. This is necessary to avoid interference with proper adhesion of the flexible pavement coatings, pavement reinforcing fabric, or overlay, and to avoid subsequent asphalt bleeding on the new surface. Where the Project Manager determines excessive coating or thickness of pavement crack sealant by the Contractor, the Contractor shall perform the necessary pavement base repairs at the

Contractor's expense to correct the problem prior to placement of any flexible pavement coating, pavement reinforcing fabric, or overlay.

10. Immediately remove crack treatment material that is spilled or deposited on the pavement surface.
11. Crack seal areas shall be protected from traffic until the material has sufficiently cured and does not track. Any damage or loss of material from freshly placed crack seal material shall be replaced by the Contractor.
12. Before opening to traffic, apply sand or the manufacturer's recommended detackifying agent to tacky crack treatment material on the traveled way. Sweep up excess sand before opening to traffic.

### 3.14 ADJUST IRON CASTINGS TO GRADE

- A. Before applying slurry seal or micro-surfacing, cover manholes, valves and monument covers, grates or other exposed facilities located within the area of application using plastic or oil resistant construction paper secured by tape or adhesive to the facility being covered. Reference the covered facilities with enough control points to locate the facilities after application of the seal coat.
- B. All Iron Castings shall be set to finish grade after placing the asphalt concrete. The adjustment of structures and monuments to grade shall be in conformance with Section 15, "Existing Facilities," of the State Standard Specifications and this Section.
- C. When streets are overlaid unless deemed unsuitable by the Project Manager, existing frames and covers shall be salvaged and re-used. All iron castings damaged during construction shall be replaced by the Contractor with new iron castings at the Contractor's expense. Replacement iron castings for City utility structures shall be replaced in conformance with the appropriate technical section. Replacement iron castings for other Agency utility structures shall be replaced in conformance with the appropriate Agency requirements.
- D. All water valve covers shall be exposed on the same day in which they are covered by resurfacing operations.
- E. All maintenance hole covers shall be raised no later than 2 working days after resurfacing is placed, and shall be patch-paved with asphalt concrete within 2 working days after being raised.
- F. Tops of frames shall be set flush with finish grade. Frames which are not flush with finish grade shall be re-adjusted by the Contractor at the Contractor's expense.
- G. After adjusting frames Contractor shall ensure all covers are removable and seat properly when replaced. For new iron castings the new covers shall not rock.

- H. Hand mixing of concrete for use in raising iron castings to grade will be allowed. Concrete shall be placed and thoroughly consolidated in conformance with [Section 32 13 13 - Concrete Surface Improvements](#).
- I. The contractor shall place a false bottom in manholes and valve boxes prior to starting any work. The contractor is to remove any debris with a vacuum cleaner and remove the false bottom after paving. False bottom is to be constructed of 1" marine grade moisture-resistant plywood or City approved equal. The plywood is cut to a circle or otherwise shaped to fit the bottom of the manhole or valve box and then cut in half. The false bottom is then placed in the manhole or valve box with the seam crossing the flow or in such a manner to protect the sewer system from any debris. False bottom is to be placed on blocks at a minimum of 1" above all inlets to the manhole. False bottom shall be connected to the blocks via nails or staples to prevent the blocks from falling into the flow. Blocks shall not obstruct any part of the flow. All debris shall be removed from manhole prior to constructing false bottom. All debris shall be removed from manhole each time the manhole is worked on. False bottoms must be approved by the City prior to installations.
- J. Asphalt concrete patch paving shall be 1/2" maximum asphalt concrete placed over a tack coat. Patch paving may be placed by hand using a vibratory plate compactor or roller in conformance with this Section.

### 3.15 SLURRY SEAL & MICRO-SURFACING

- A. Proportion slurry seal ingredients in compliance with the authorized mix design. Proportion and blend different aggregate types before adding other ingredients. After proportioning, the slurry seal mixture must be workable.
- B. Proportion the micro-surfacing materials using the authorized mix design. Field conditions may require adjustments to the proportions during construction. Obtain Project Manger's written authorization before adjusting proportions.
- C. Before placing slurry seal or micro-surfacing, clean the pavement surface by removing loose particles of extraneous materials, including paving and dirt. Use any nondestructive methods, such as flushing and sweeping, cleaning any oil spots.
- D. If the slurry seal and micro-surfacing activities affect access to public parking, residential property or commercial property, business; notify residents, businesses, and utility companies at least 48 hours before starting activities, The notice must:
  - 1. Describe the work to be performed
  - 2. Detail streets and limits of activities
  - 3. Indicate work hours
  - 4. Be authorized by the Project manager
  - 5. Have an emergency contact information for the Contractor.

- E. Before starting slurry seal and micro-surfacing activities, post signs at 100-foot intervals on the affected streets. Signs must display *No Parking-Tow Away*. Signs must state the day of the week and hours parking or access will be restricted. Signs when no longer required shall be removed.
- F. Place slurry seal and micro-surfacing if both the pavement and air temperatures are at least 50 degrees F. Do not place Slurry or micro-surfacing if either the pavement or air temperature is below 50-degree F and falling. The expected high temperature must be at least 65 degrees F within 24 hours after placement.
- G. Do not place slurry seal or micro-surfacing if rain is imminent or the air temperature is expected to be below 36 degrees F within 24 hours after placement.
- H. Longitudinal joint must correspond with lane lines. Spread slurry in full lane widths.
- I. Longitudinal and transverse joints must be uniform, straight, neat in appearance, butt-type joints, without material buildup, and without uncovered areas.
- J. Spread slurry seal uniformly within the spread rate range of 10 to 15 lbs. of dry aggregate per square yard for Class II aggregate. Do not spot, rehandle or shift the mixture.
- K. Coat the pavement surface with CSS grade asphaltic emulsion mixed with additional water. The ratio of water to asphaltic emulsion must be 3 to 1. Apply the tack coat at a rate from 0.08 to 0.15 gal/sq. yd.
- L. The slurry seal mixture must be uniform and homogenous after spreading, and there must not be separation of the emulsion and aggregate after setting.
- M. The slurry seal surface must be cured to allow traffic without pilot cars within 1 hour after placement. The slurry seal must not show bleeding, raveling, separation, or other distresses for 15 days after placing.
- N. The slurry seal surface shall be transitioned to the concrete lip of gutter as detailed in the plans. The slurry seal must not show bumps or abrupt grade changes near the concrete lip of gutter.
- O. Protect the slurry seal from damage until it has cured and will not adhere or be picked up by vehicle tires.
- P. Before micro-surfacing, fog the roadway surface with water ahead of the spreader box. The fog spray must be adjusted for pavement temperature, surface texture and dryness.

- Q. The completed spread rate must be within 10 percent of the specified spread rate. The micro-surfacing spread rates must be within the ranges shown in the following table:

**Micro-surfacing Spread Rates**

Micro-surfacing type	Location	Range (lbs. of dry aggregate per sq. yd.)
Type II	Full lane width	10-20
Type III <sup>a</sup>	Full lane width	20-32

<sup>a</sup>Over asphalt concrete pavement

- R. Spread micro-surfacing either in the direction of traffic or in the opposite direction.
- S. Finished micro-surfacing must be free of irregularities such as scratch or tear marks. Do not leave any marks that are over 1-inch wide or 6-inches long.
- T. Sweep the micro-surfacing 24 hours after the placement without damaging the micro-surfacing. For 5 days afterward, sweep the micro-surfacing daily.
- U. If bleeding, raveling, delaminating, rutting, or wash-boarding occurs after placing the micro-surfacing make repairs as approved by the Project Manager.
- V. Sidewalk and driveways must be kept clean with an air compressor after 1<sup>st</sup> and 5<sup>th</sup> day of sweeping.

3.16 ASPHALT PAVING TOLERANCES

- A. [Section 01 45 00 – Quality Control](#): Tolerances.
- B. Flatness: Maximum variation of 1/8 inch measured with 10-foot straight edge.
- C. Scheduled Compacted Thickness: Within 1/4 inch.

3.17 FIELD QUALITY CONTROL

- A. [Section 01 45 00 – Quality Control](#): Requirements for testing, adjusting, and balancing.
- B. Asphalt Paving Mix Temperature: Measure temperature at time of placement.

3.18 PROTECTION

- A. [Section 01 77 00 - Closeout Requirements](#): Requirements for protecting finished Work.
- B. Immediately after placement, protect paving from mechanical injury for until surface temperature is less than 140 degrees F.

**END OF SECTION 32 12 17**

**SECTION 32 13 13 - CONCRETE SURFACE IMPROVEMENTS****PART 1 - GENERAL**

## 1.1 SUMMARY

## A. Section Includes:

1. Aggregate base course.
2. Concrete Surface Improvements for:
  - a. Concrete sidewalks
  - b. Concrete driveways
  - c. Concrete curb ramps
  - d. Concrete curbs and gutters
  - e. Concrete retaining curbs
  - f. Concrete median curbs
  - g. Concrete median nose surfacing
  - h. Concrete valley gutters
  - i. Concrete bus turnouts
  - j. Concrete survey monuments
  - k. Concrete ditches
3. Forms for Concrete
4. Concrete reinforcement (reinforcing bars, welded wire fabric and accessories).
5. Portland Cement Concrete placement
6. Concrete Joints - Expansion, Weakened plane and Score joints
7. Curing compounds

## B. Related Requirements:

1. [Section 09 90 00 - Painting and Coating](#): Pavement markings.
2. [Section 31 05 13 - Clearing & Grubbing, Excavation, and Earthwork](#)
3. [Section 32 11 23 - Aggregate Base Courses](#)
4. [Section 32 12 16 - Asphalt Paving](#)
5. [Section 33 05 13 - Manholes and Structures](#)

## 1.2 PRICE AND PAYMENT PROCEDURES

A. [Section 01 29 00 - Payment Procedures](#)

## B. Aggregate Base Course:

1. Basis of Measurement: Not measured.

2. Basis of Payment: Incidental to measurement for concrete surface improvements and includes supplying fill material, stockpiling, scarifying substrate surface, placing where required, and compacting.

C. Concrete Surface Improvements:

1. Basis of Measurement: By square feet for sidewalks, driveways, curb ramps, valley gutters, bus turnouts, trash enclosure pads and median nose surfacing; By linear feet for curb & gutter, concrete retaining curbs, and median curbs. Concrete pads around utility facilities and miscellaneous concrete footings are incidental to the bid item most closely related to and no separate compensation allowed therefor. Truncated domes for curb ramps are not measured separately are considered incidental to the pay item for Curb Ramps. Retaining curbs at curb ramps are not measured and are considered incidental to the measurement of curb ramps. Curb and gutter and vertical curbs adjacent to the curb ramp will be measured separately. Concrete Survey Monuments shall be measured on a per unit basis.
2. Basis of Payment: Includes all labor, materials, tools, equipment, and incidentals including subgrade preparation, excavation, base preparation, forms, reinforcing, concrete, accessories, placing concrete, finishing concrete, expansion joints, weakened plane joints, scoring joints, curing, removal of all forms, and testing.

### 1.3 REFERENCE STANDARDS

A. State of California (Caltrans) Standards:

1. Section 19 Earthwork
2. Section 26 Aggregate Base
3. Section 51 Concrete Structures
4. Section 52 Reinforcement
5. Section 73 Concrete Curbs and Sidewalks
6. Section 90 Concrete

B. American Association of State Highway and Transportation Officials:

1. AASHTO M295 - Standard Specification for Coal Fly Ash or Calcined Natural Pozzolan for Use in Concrete.
2. AASHTO M302 – Standard Specification for Ground Blast-Furnace Slag for Use in Concrete and Mortars
3. AASHTO T160 - Standard Method of Test for Length Change of Hardened Hydraulic Cement Mortar and Concrete

C. American Concrete Institute:



1. ACI 117 - Specifications for Tolerances for Concrete Construction and Materials.
  2. ACI 301 - Specification for Structural Concrete
  3. ACI 304 - Guide for Measuring, Mixing, Transporting, and Placing Concrete.
  4. ACI 308.1 - Specification for Curing Concrete.
  5. ACI 347 – Guide to Formwork for Concrete
- D. American Forest & Paper Association:
1. AF&PA - National Design Specification (NDS) for Wood Construction.
- E. APA - The Engineered Wood Association:
1. APA/EWA PS 1 - Voluntary Product Standard - Structural Plywood.
- F. ASTM International:
1. ASTM A185 - Standard Specification for Steel Welded Wire Fabric, Plain, for Concrete Reinforcement.
  2. ASTM A497 - Standard Specification for Steel Welded Wire Fabric, Deformed, for Concrete Reinforcement.
  3. ASTM A615 - Standard Specification for Deformed and Plain Billet-Steel Bars for Concrete Reinforcement.
  4. ASTM A775 - Standard Specification for Epoxy-Coated Steel Reinforcing Bars.
  5. ASTM A1064 - Standard Specification for Carbon-Steel Wire and Welded Wire Reinforcement, Plain and Deformed, for Concrete.
  6. ASTM C31 - Standard Practice for Making and Curing Concrete Test Specimens in the Field.
  7. ASTM C39 - Standard Test Method for Compressive Strength of Cylindrical Concrete Specimens.
  8. ASTM C94 - Standard Specification for Ready-Mixed Concrete.
  9. ASTM C143 - Standard Test Method for Slump of Hydraulic Cement Concrete.
  10. ASTM C150 - Standard Specification for Portland Cement.
  11. ASTM C171 - Standard Specification for Sheet Materials for Curing Concrete.
  12. ASTM C172 - Standard Practice for Sampling Freshly Mixed Concrete.
  13. ASTM C173 - Standard Test Method for Air Content of Freshly Mixed Concrete by the Volumetric Method.
  14. ASTM C231 - Standard Test Method for Air Content of Freshly Mixed Concrete by the Pressure Method.
  15. ASTM C260 - Standard Specification for Air-Entraining Admixtures for Concrete.
  16. ASTM C309 - Standard Specification for Liquid Membrane-Forming Compounds for Curing Concrete.
  17. ASTM C494 - Standard Specification for Chemical Admixtures for Concrete.
  18. ASTM C595 - Standard Specification for Blended Hydraulic Cements.

19. ASTM C618 - Standard Specification for Coal Fly Ash and Raw or Calcined Natural Pozzolan for Use as a Mineral Admixture in Concrete.
20. ASTM C979 - Standard Specification for Pigments for Integrally Colored Concrete.
21. ASTM C989 - Standard Specification for Ground Granulated Blast-Furnace Slag for Use in Concrete and Mortars.
22. ASTM C1017 - Standard Specification for Chemical Admixtures for Use in Producing Flowing Concrete.
23. ASTM C1064 - Standard Test Method for Temperature of Freshly Mixed Hydraulic-Cement Concrete.
24. ASTM D209 - Standard Specification for Lampblack Pigment
25. ASTM D1751 - Standard Specification for Preformed Expansion Joint Filler for Concrete Paving and Structural Construction (Nonextruding and Resilient Bituminous Types).

G. Concrete Reinforcing Steel Institute:

1. CRSI 10-MSP – Manual of Standard Practice
2. CRSI 10PLACE – Placing Reinforcing Bars

H. West Coast Lumber Inspection Bureau:

1. WCLIB - Standard No. 17 Grading Rules for West Coast Lumber.

#### 1.4 SUBMITTALS

A. [Section 01 33 00 - Submittal Procedures](#): Requirements for submittals.

B. Product Data:

1. Submit data on concrete materials, joint filler, joint sealants, admixtures, curing compounds.
2. Submit certified copies of mill test report of reinforcement materials analysis. Indicate bending and cutting schedules and supporting and spacing devices.
3. Submit manufacturer's information on curing compounds. Submit detailed instructions on installation requirements, including storage and handling procedures.
4. Shop drawings indicate formwork, shoring and reshoring.

C. Design Data:

1. Submit concrete mix design for each concrete strength. Submit separate mix designs when admixtures are required for the following:
  - a. Hot and cold weather concrete work.

2. Identify mix ingredients and proportions, including admixtures.
3. Chloride can contribute to corrosion of metals embedded in concrete. Admixture manufacturers shall identify chloride content of admixtures and whether or not chloride was added during manufacture.

D. Protection:

1. Protect materials from moisture and dust by storing in clean, dry location remote from construction operations areas.
2. Provide additional protection according to manufacturer instructions.

E. Source Quality Control Submittals: Indicate results of factory tests and inspections.

F. Certifications:

1. At the time of delivery provide certificates of compliance signed by both the Contractor and Supplier to verify the following:
  - a. Materials supplied comply with the specification in all respects.
  - b. Proportioning and mixing is in compliance with a design mix which has been field tested in accordance with the herein requirements and produces the required compressive strength under like conditions.
  - c. Statement of type and amount of admixtures.
  - d. All Certificates shall include the Material and Supplier's mix design number.
  - e. Volume of concrete. At the time of delivery provide certified delivery ticket stating volume of concrete delivered and time of mixing, or time of load-out in case of transit mixers.

## 1.5 QUALITY ASSURANCE

- A. Perform Work according to ACI 301.
- B. Obtain cementitious materials from same source throughout unless approved by the City.
- C. Concrete finish shall be consistent with adjacent concrete unless specified otherwise on the Drawings.
- D. For wood products furnished for Work of this Section, comply with AF&PA.

## 1.6 MOCKUP

- A. [Section 01 45 00 - Quality Control](#): Requirements for mockup.

- B. Construct mockup, 5 feet x 5 feet, including paving, expansion joints, weakened plane joints, score joints, surface texture, and base material for decorative colored concrete work.
- C. Locate where directed by the Project Manager.
- D. Remove mockup when directed by Project Manager.

## 1.7 AMBIENT CONDITIONS

- A. [Section 01 50 00 - Temporary Facilities and Controls](#): Ambient conditions control facilities for product storage and installation.
- B. Do not place concrete when surface is wet or frozen.
- C. Do not place concrete when base surface temperature is less than 45 degrees F, nor when conditions indicate that the temperature may fall less than 45 degrees F. within 24 hours, except with the written permission of the City Engineer. Salt chemicals, or other foreign materials shall not be mixed with the concrete for the purpose of preventing freezing. Concrete shall be effectively protected from freezing or frost for period of 5 days after placing.
- D. Concrete for structures shall not be mixed or placed while the ambient temperature is above 110 degrees F. unless adequate means are employed to cool the aggregate and water and satisfactory provisions have been made for protecting the work.

## PART 2 - PRODUCTS

### 2.1 AGGREGATE BASE COURSE

- A. Aggregate Base: 3/4" maximum - Class 2 Aggregate Base as specified in Section 32 11 23 - Aggregate Base Courses.

### 2.2 CONCRETE SURFACE IMPROVEMENTS

- A. Form Materials:
  - 1. Form Materials: Conform to ACI 301 and shall be new.
  - 2. Plywood:
    - a. Species: Douglas fir.
    - b. Grade: Solid one side
    - c. Edges: Clean and true.
  - 3. Plywood Forms:
    - a. Application: Exposed finish concrete.

- b. Description:
    - 1) Comply with APA/EWA PS 1.
    - 2) Panels: Full size, 4 by 8 feet.
    - 3) Label each panel with grade trademark of APA/EWA.
  - c. Plywood for Surfaces to Receive Membrane Waterproofing:
    - 1) Minimum Thickness: 5/8 inch.
    - 2) Grade: APA/EWA "B-B Plyform Structural I Exterior."
- 4. Formwork shall be designed for the loads and lateral pressure outlined in Section 102 of ACI 347 and other loads indicated and shall be designed to have sufficient strength to carry the dead weight of the concrete as a liquid, without appreciable deflection. If any such deflection occurs, it shall be sufficient cause for rejection of the work.
  - 5. Where necessary to maintain the tolerances indicated, the formwork shall be cambered to compensate for anticipated deflections due to the weight and pressure of the fresh concrete and due to construction loads.
  - 6. Forms shall be smooth, mortar-tight, true to the required lines and grades and of sufficient strength to resist springing out of shape during the placing of concrete.
  - 7. Surfaces of forms shall be free from irregularities, dents, snags, rust, and other material which would discolor or transfer to the concrete.
- B. Reinforcement:
- 1. Deformed Reinforcing: Steel: ASTM A615, 60 ksi yield grade, deformed billet bars, uncoated finish.
  - 2. Welded Deformed Wire Fabric: ASTM A497; in [flat sheets] [coiled rolls]; [unfinished] [epoxy coated finish].
  - 3. Dowels: ASTM A615; 60 ksi yield strength, plain steel bars; cut to length indicated on Drawings, square ends with burrs removed; unfinished. One end of the dowel shall include a sleeve over the dowel.
  - 4. Tie Wire: ASTM A1064, Minimum 16 gage, black annealed type.
  - 5. Chairs, Bolsters, Bar Supports, and Spacers:
    - a. Size and Shape: To strengthen and support reinforcement during concrete placement conditions.
  - 1. Splicing: Splice reinforcing where indicated on Drawings. The length of lapped splices shall be as follows:
    - a. Reinforcing bars No. 8, or smaller, shall be lapped at least 45 bar diameters of the smaller bar joined, except when otherwise shown on the Drawings.
    - b. Reinforcing bars No. 9, 10 and 11 shall be lapped at least 60 bar diameters of the smaller bars joined, except when otherwise shown on the Drawings.
    - c. If not indicated on Drawings, locate reinforcement splices at point of minimum stress. Obtain approval of splice locations from the City.
  - 2. Reinforcing bars shall be free of mortar, oil, dirt, excessive mill scale and scabby rust and other coatings of any character that would destroy or

- reduce the bond. All bending shall be done cold, to the shapes shown on the Drawings.
3. Place, support, and secure reinforcement against displacement by using precast mortar blocks or ferrous metal chairs, spacers, metal hangers, supporting wires, and other approved devices of sufficient strength to resist crushing under applied loads. Supports and ties shall be such as to permit walking on reinforcing without undue displacement.
  4. Do not deviate from required position beyond specified tolerances.
  5. Accommodate placement of formed openings.
  6. Spacings:
    - a. Space reinforcement bars with minimum clear spacing as shown on the Drawings.
    - b. If bars are indicated in multiple layers, place upper bars directly above the lower bars, unless specified otherwise on the Drawings.
  7. Maintain minimum concrete cover around reinforcement according to ACI 318 code and as follows:
    - a. Footings and Concrete formed against earth: 3 inches
    - b. Concrete Exposed to Earth or Weather: 2 inches
  8. Splice reinforcing where indicated on Drawings. The length of lapped splices shall be as follows:
    - a. Reinforcing bars No. 8, or smaller, shall be lapped at least 45 bar diameters of the smaller bar joined, except when otherwise shown on the Drawings.
    - b. Reinforcing bars No. 9, 10 and 11 shall be lapped at least 60 bar diameters of the smaller bars joined, except when otherwise shown on the Drawings.
  9. All reinforcing shall be securely tied in place prior to pouring concrete.
  10. Placing of dowels or other reinforcing in the wet concrete is not permitted.
- C. Joint Filler: ASTM D1751; Premolded expansion joint filler 1/4-inch thick.
- D. Joint seal materials must be either silicone joint sealant, asphalt rubber joint sealant, or preformed compression joint seal. Silicone or asphalt rubber joint sealant must not bond or react with the backer rod.
- a. Silicone Joint Sealant. Silicone joint sealant must be on the Authorized Material List for silicone joint sealant.
  - b. Asphalt Rubber Joint Sealant. Asphalt rubber joint sealant must:
    - 1) Be asphalt binder mixed with not less than 10 percent ground rubber by weight. Ground rubber must be vulcanized or a combination of vulcanized and devulcanized materials that pass a no. 8 sieve.
    - 2) Comply with ASTM D6690 for Type II.
    - 3) Be capable of melting at a temperature below 400 degrees F and applied to cracks and joints.
    - 4) Be delivered in containers complying with ASTM D6690.
- E. Concrete Materials:

1. Cement: Cement shall conform to Section 90, "Concrete" of the State Standard Specifications.
2. Fine and Coarse Aggregates: Conform to the requirements of Section 90-1.02C, "Aggregates" of the State Standard Specifications. Size of aggregate for Portland cement concrete mix to be used for Survey monuments shall be 1/2-inch maximum.
3. Water: Conform to Section 90-1.02D, "Water" of the State Standard Specifications.
4. Air Entrainment: Air Entrainment admixtures shall meet the requirements of Section 90-1.02E(3), "Air-Entraining Admixtures" of the State Standard Specifications.
5. Chemical Admixture: Chemical admixtures shall meet the requirements of Section 90-1.02E(2), "Chemical admixtures" of the State Standard Specifications.
6. Supplementary Cementitious Materials - Fly Ash: Conform to the requirements of Section 90-1.02B(3), "Supplementary Cementitious Materials" of the State Standard Specifications.
7. Supplementary Cementitious Materials - Slag: Conform to the requirements of Section 90-1.02B(3), "Supplementary Cementitious Materials" of the State Standard Specifications.
8. Color Pigment: ASTM C979; mineral oxides, alkali and fade resistant. The dosage must not exceed 10 percent by weight of cementitious material in the concrete mix design.
  - a. Lampblack: Conform to ASTM D209, and shall be of approved quality mixed at a rate of one pound per cubic yard of concrete.
  - b. Color: No added color unless specified otherwise on the Drawings, except lampblack.

## 2.3 CONCRETE MIX

### A. Concrete Mix:

1. Concrete shall conform to Section 90, "Concrete", of the State Standard Specifications.
2. The concrete shall contain not less than 564 pounds of cementitious material per cubic yard.
3. Maximum slump for concrete is 4".
4. Provide concrete to the following criteria:

Item	Min. 28-day Compressive Strength (psi)
Sidewalks	4,000
Driveways	4,000
Curb Ramps	4,000
Curb and Gutters	4,000
Median Curbs	4,000
Median Nose Surfacing	4,000
Concrete Ditches	4,000
Valley Gutters	5,000
Bus Turnouts	5,000
Survey Monuments	5,000

2.4 CONCRETE CURING COMPOUND

- A. Curing Compound: ASTM C309, Type 1D, Class A and shall conform to Section 90-1.03B (3) “Curing Compound Method”, of the State Standard Specifications.

2.5 SOURCE QUALITY CONTROL

- A. [Section 01 45 00 - Quality Control](#): Testing and Inspection Services.
- B. Submit proposed mix design of each class of concrete to City for review prior to commencement of Work.
- C. Concrete Slump shall conform to Section 90-1.02G (6) “Quantity of Water and Penetration or Slump”, of the State Standard Specifications
- D. Tests on cement, aggregates, and mixes will be performed to ensure conformance with specified requirements.



**PART 3 - EXECUTION****3.1 EXAMINATION**

- A. [Section 01 70 00 - Execution](#) and [Section 01 77 00 - Closeout Requirements](#): Requirements for installation examination.
- B. Verify compacted subgrade and base is dry and ready to support paving and imposed loads.
  - 1. Proof roll subgrade with two perpendicular passes to identify soft spots.
  - 2. Remove soft subgrade and replace with compacted fill as specified in [Section 31 05 13 – Clearing & Grubbing, Excavation, and Earthwork](#).
- C. Verify gradients and elevations of base are correct.

**3.2 PREPARATION**

- A. [Section 01 70 00 - Execution](#) and [Section 01 77 00 - Closeout Requirements](#): Requirements for installation preparation.
- B. Moisten subgrade to minimize absorption of water from fresh concrete.
- C. Notify City minimum 24 hours prior to commencement of concrete operations.

**3.3 INSTALLATION**

- A. Subgrade Preparation:
  - 1. Remove soft or spongy basement material to a depth of six (6) inches below the subgrade elevations for sidewalks, driveways, curb ramps, curbs, gutter depressions, median nose island paving, valley gutters, bus turnouts, and other miscellaneous concrete pads. Backfill the subgrade with earth, sand, gravel or suitable backfill materials to produce a stable foundation.
  - 2. The subgrade, including any base material, shall be thoroughly compacted by an approved mechanical device to not less than ninety-five percent (95%) relative compaction as determined by Test Method No. Calif. 216 or 231 before placing the concrete at bus turnouts, driveways and valley gutters.
  - 3. The subgrade, including any base material, shall be thoroughly compacted by an approved mechanical device to not less than ninety percent (90%) relative compaction as determined by Test Method No. Calif. 216 or 231 before placing the concrete at curb and gutters, sidewalk, median nose surfacing and curb ramps.

- B. Sawcutting Existing Concrete:
1. Where a portion of existing concrete surface improvements is to be removed and replaced, the section to be removed shall be sawcut with an approved concrete saw to a minimum depth of 2-1/2 inches. For sidewalks, curbs, gutters, concrete pads, curb ramps, and driveways the limit of the saw cut shall be at a minimum the first score line beyond the limits of the area to be replaced or as directed by the City.
- C. Base Course:
1. Aggregate Base Course: Install as specified in [Section 32 11 23 - Aggregate Base Courses](#).
- D. Forms:
1. No forms shall be placed prior to approval of the aggregate base and subgrade by the City.
  2. Place and secure forms and screeds to correct location, dimension, profile, and gradient.
  3. All dirt, chips, soil, dust, nails, and other foreign matter shall be completely removed from forms before any concrete is deposited therein.
  4. Form boards having joints opened by shrinkage of the wood shall be swelled by wetting until closed, before concrete is placed.
  5. The design and construction of forms and form supports shall be subject to approval, but responsibility for their adequacy shall rest with the Contractor.
  6. Forms shall be carefully set to alignment and grade and shall conform to the required dimensions. Forms shall be held rigidly in place by stakes. Clamps, spreaders and braces shall be used where required to insure rigidity in the forms.
  7. Assemble formwork to permit easy stripping and dismantling without damaging concrete.
  8. When grades are less than 0.4 percent, the Contractor shall set grade stakes at a minimum of 25 foot intervals.
  9. Where shown on the Drawings, specified in the Technical Specifications or permitted by the City, side forms for footings may be omitted and concrete may be poured against the firm earth.
- E. Coating:
1. Before concrete is placed, the contact surfaces for forms shall be coated with an approved non-staining form coating compound.
  2. Forms previously used shall be thoroughly cleaned of all dirt, mortar, and foreign matter before being re-used.
  3. When forms are coated to prevent bond with concrete, coating shall be done prior to placing of the reinforcing steel.
  4. Excess coating material shall not be allowed to stand in puddles in the forms nor allowed to come in contact with concrete against which fresh concrete will be placed
- F. Reinforcement:

1. Place reinforcing as indicated on Drawings.
2. Interrupt reinforcing at weakened plane and expansion joints as shown on the Drawings.
3. Place dowels where required to achieve concrete paving and curb alignment as detailed.

G. Ties:

1. Approved form clamps or bolts shall be used to fasten forms.
2. The use of ties consisting of twisted wire loops to hold forms in position during the placing of concrete will not be permitted.
3. Bolts and form clamps shall be positive in action and shall be of sufficient strength and number to prevent spreading of the forms.
4. They shall be of such type that when the forms are removed all metal shall be at least one (1) inch from any surface.
5. Spreader cones and ties shall not exceed one (1) inch in diameter. These shall be of the type which do not have to be completely withdrawn as holes through the wall will not be permitted

H. Joints

1. Place weakened plane joints at D/4 (1" deep and 1/8" wide with rounded edges of 1/8" radius for a 4" thick concrete sidewalk) at maximum of 10 foot intervals, unless shown otherwise on the Drawings. Align curb, gutter, and sidewalk joints.
2. Place expansion joints (full depth of concrete section and 1/2" wide) at maximum of 40 foot intervals, at begin and end of curve, all changes in horizontal alignment, back of sidewalk at driveways, at corners of tree wells and corners of utility vaults, unless shown otherwise on the Drawings. Align curb, gutter, and sidewalk joints.
3. Place joint filler between concrete paving components and building or other appurtenances. Recess top of filler 1/4 inch for sealant installation.
4. Seal all expansion joints as shown on the Drawings.
5. The joint opening shall be thoroughly cleaned before the sealing material is placed.
6. Sealing material shall not be spilled on exposed surfaces of the concrete. Any excess material on exposed surfaces of the concrete shall be removed immediately and concrete surfaces cleaned.
7. Provide scored joints transversely (1/4" deep and 1/8" wide with rounded edges of 1/8" radius for a 4" thick concrete sidewalk) at maximum of 5 foot intervals, unless shown otherwise on the Drawings and between sidewalk and back of curbs at an optimum time after finishing. Provide additional score lines longitudinally at mid-point on sidewalks 8 feet and over in width.
8. Provide keyed joints as indicated.
9. For sidewalk replacement projects, match adjacent scoring and joint pattern.

I. Inspections prior to Placing Concrete:

1. All excavations, false-work, forms, reinforcement, joints made prior to pouring, electrical and mechanical inserts, etc., shall be inspected and approved before concrete is placed, and if found unsatisfactory the work shall not proceed until all defects have been remedied. Approval will in no way relieve the Contractor of his obligations to produce the finished concrete required by the Drawings and the Specifications

J. Placing Concrete:

1. Place concrete according to Section 73, "Concrete Curbs and Sidewalks" of the State Standard Specifications.
2. All concrete shall be placed while fresh and before it has taken an initial set.
3. Re-tempering partially hardened concrete with additional water or vibrating will not be permitted.
4. Runways or other means must be provided to convey the concrete to the place of deposit in order not to disturb forms or reinforcement. Runways shall not be blocked up on reinforcement and wheel barrows shall not be run directly over reinforcement.
5. Immediately before placing reinforcement or pouring concrete on the ground, the surface of the ground shall be brought to a true, even plane, and compacted to a solid bearing by rolling or tamping. The subgrade surface shall then be dampened to prevent absorption of water from the concrete. Too much water shall not be used and no pools shall form on the area to receive concrete.
6. Concrete shall be effectively protected from freezing or frost for period of 5 days after placing.
7. The concrete shall be deposited as nearly as possible in its final position and the use of vibrators for extensive shifting of the mass of fresh concrete will not be permitted.
8. Fresh concrete shall not be permitted to fall from a height greater than 4 feet without the use of adjustable pipes or "elephant trunks."
9. Concrete shall be placed with square ends and level tops. Concrete shall be deposited continuously or in layers of such thickness that no concrete will be deposited on concrete which has hardened sufficiently to cause the formation of seams or planes of weakness within the section.
10. The Contractor shall stamp an appropriate two (2) inch symbol S, W or C in the top of curb at all locations where sanitary sewer, water or conduit crosses under curbs.
11. All exposed edges shall be tooled with a one-half inch (1/2") radius tool.
12. If a section cannot be placed continuously, keyed construction joints shall be located at points as indicated or as approved. Placing shall be carried out at such a rate that the concrete which is being integrated with fresh concrete is still plastic.
13. Concrete placement shall be stopped at construction joints before rainfall starts or is sufficient to cause damage to the work.
14. Poured work shall be covered and protected.
15. Concrete, after being deposited, shall be consolidated until all voids are filled and free mortar appears on the surface.

16. Consolidate the concrete by means of high frequency internal vibrators of type, size, and number as approved by the City. The number of vibrators employed shall be ample to consolidate the incoming concrete to a proper degree within 15 minutes after it is deposited in forms. Vibrators shall not be attached to nor held against the forms or the reinforcing steel. The location, manner, and duration of the application of the vibrators shall be such as to secure maximum consolidation of the concrete without causing segregation of mortar and coarse aggregate and without causing water or cement paste to flush to the surface. The thickness of the layers shall be not greater than can be satisfactorily consolidated with the vibrators. The vibrators shall vertically penetrate a few inches into the previous lift (which should not be rigid) at regular intervals. The use of approved external vibrators for consolidating concrete will be permitted when the concrete is inaccessible for adequate consolidation, provided the forms are constructed sufficiently rigid to resist displacements and damage from external vibration.
17. The forms on the face of curbs shall not be removed while the concrete is sufficiently plastic to slump.

K. Finishing:

1. After the concrete has been placed and consolidated, the surface of the concrete shall receive a preliminary finish. The preliminary finish shall consist of carefully striking of the surface of the concrete with a template, strike board, or approved compacting type screed, operated on and between supports or headers, until a uniform surface is obtained.
2. Horizontal surfaces shall receive a broom finish unless otherwise shown on the Drawings. Make the broom finish perpendicular to the path of travel on surfaces used by Pedestrians.
3. Miscellaneous concrete footings shall be sloped to provide drainage away from the post/pipe.
4. Imperfect or Damaged Work: The Contractor shall repair and clean all concrete damaged or discolored during construction.
5. Finishing Unformed Surfaces: Following completion of the preliminary finish, a final finish of the type indicated shall be provided.

L. Curing and Protection

1. Immediately after placement, protect concrete from premature drying, excessively hot or cold temperatures, and mechanical injury.
2. Curing concrete shall conform to Section 90-1.03B – “Curing Concrete”, of the State Standard Specifications.
3. Maintain concrete with minimal moisture loss at relatively constant temperature for period necessary for hydration of cement and hardening of concrete.
4. Membrane-Curing Compound: Apply curing compound in two coats with second coat applied at right angles to first over the entire exposed faces of the concrete.
5. Do not permit traffic over unprotected surfaces.

### 3.4 TOLERANCES

- A. [Section 01 45 00 – Quality Control](#): Tolerances.
- B. Maximum Variation from True Position: 1/4 inch.
- C. The finished surface must not vary more than 0.02 foot from a 10-foot straightedge except at grade changes.

### 3.5 FIELD QUALITY CONTROL

- A. [Section 01 77 00 - Closeout Requirements](#): Requirements for testing, adjusting, and balancing.
- B. Perform field inspection and testing according to State Standard Specifications.
- C. Inspect reinforcing placement for size, spacing, location, support.
- D. For development projects, Developer's or Contractor's testing firm will take cylinders and perform slump and air entrainment tests according to ACI 301. For City projects, the City's testing team will perform testing.
- E. Clean any discolored concrete by abrasive blast cleaning or other authorized method.
- F. Strength Test Samples:
  - 1. Sampling Procedures: ASTM C172.
  - 2. Cylinder Molding and Curing Procedures: ASTM C31, cylinder specimens, standard cure/field cured.
  - 3. The frequency of sampling will be determined by the City.
  - 4. Sample concrete and make at a minimum of one set of three cylinders (each cylinder must be six (6) inches in diameter by 12 inches depth) for every 100 cubic yards less of each class of concrete placed each day and for every 5,000 square feet of surface area paving.
  - 5. Make one additional cylinder during cold weather concrete and placement, and field cure.
- G. Field Testing:
  - 1. Slump Test Method: ASTM C143.
  - 2. Air Content Test Method: ASTM C173 or ASTM C231.
  - 3. Temperature Test Method: ASTM C1064.
  - 4. Density: ASTM C138
  - 5. Measure slump and temperature for each compressive strength concrete sample.
  - 6. Measure air content in air entrained concrete for each compressive strength concrete sample.

- H. Cylinder Compressive Strength Testing:
  - 1. Test Method: ASTM C39.
  - 2. Test Acceptance: Average compressive strength of three consecutive compressive strength test shall be equal to or greater than minimum specified compressive strength specified in this Section. No single strength test should fall below the specified compressive strength by more than 500 psi.
  - 3. Test one cylinder at 7 days.
  - 4. Test two cylinders at 28 days.
  - 5. Retain one cylinder for testing when requested by City.
  - 6. Dispose remaining cylinders when testing is not required.
- I. Maintain records of placed concrete items. Record date, location of pour, quantity, air temperature, and test samples taken.
- J. The finished surface shall be true and straight, and shall be of uniform width, free from humps, sags, or other irregularities.
- K. Where curb and gutter, valley gutter and bus turnout gutter grades are less than one percent (1%), the Contractor shall water test the gutters for low spots. Any depressions shall be corrected prior to asphalt concrete paving.

### 3.6 PROTECTION

- A. [Section 01 77 00 - Closeout Requirements](#): Requirements for protecting finished Work.
- B. Immediately after placement, protect paving from premature drying, excessive hot or cold temperatures, and mechanical injury.
- C. Do not permit pedestrian or vehicular traffic over paving for 7 days minimum after finishing until 75 percent design strength of concrete has been achieved, unless approved by the City.
- D. Vandalism: Contractor shall be responsible for protection of newly poured concrete against vandalism. Any damage to the newly poured concrete shall be the responsibility of the Contractor and shall be replaced at the Contractor's expense.

**END OF SECTION 32 13 13**

**SECTION 32 17 00 - PAVEMENT DELINEATION****PART 1 - GENERAL**

## 1.1 SUMMARY

- A. Work under this section shall consist of all traffic striping, markings and all other directional information or pavement delineation on the surfaces of streets, detour roads, parking lots, median strips and curbing in accordance with the plans, Technical Specifications and as specified herein, in conformance with the applicable provisions of the Department of Transportation Standard Specifications, California Manual on Uniform Traffic Control Devices (CA MUTCD), and California Vehicle Code.
- B. Related Sections:
  - 1. [Section 01 33 00 – Submittal Procedures](#)
  - 2. [Section 01 60 00 - Product Requirements](#)
  - 3. [Section 01 77 00 - Closeout Requirements](#)
  - 4. [Section 01 78 00 - Closeout Submittals](#)

## 1.2 REFERENCES

- A. Department of Transportation (Caltrans Standard Specifications)
- B. California Manual on Uniform Traffic Control Devices (CA MUTCD)
- C. California Vehicle Code (CVC)

## 1.3 SUBMITTALS

- A. [Section 01 33 00 - Submittal Procedures](#): Submittal procedures.
- B. Certificates of Compliance: Certificates of Compliance shall be provided for all products and materials proposed to be used under this Section.
- C. Product Data: Provide manufacturers specification and literature for materials furnished.

## 1.4 CLOSEOUT SUBMITTALS

- A. [Section 01 78 00 - Closeout Submittals](#): Requirements for submittals.



### 1.5 QUALITY ASSURANCE

- A. Perform work in accordance with the plans, Technical Specifications and as specified herein, in conformance with the applicable provisions of the Caltrans Standard Specifications, CA MUTCD, and CVC.

### 1.6 QUALIFICATIONS

- A. Pavement markings installer shall have experience in the type of work required and a reputation for producing satisfactory work on time.

### 1.7 DELIVERY, STORAGE, AND HANDLING

- A. [Section 01 60 00 - Product Requirements](#): Product transportation, storage, handling, and protection requirements.
- B. Accept materials on site in original factory packaging, labeled with manufacturer's identification.
- C. Protect from weather and construction traffic, dirt, water, chemical, and mechanical damage, by storing in original packaging.
- D. Do not deliver items to project before time of installation. Limit shipment of bulk and multiple-use materials to quantities needed for immediate installation.

### 1.8 ENVIRONMENTAL REQUIREMENTS

- A. [Section 01 60 00 - Product Requirements](#): Environmental conditions affecting products on site.
- B. Install pavement markers only when ambient temperature and humidity conditions acceptable per manufacturer's specifications.
- C. Testing and removal of yellow traffic stripe and pavement markings with hazardous waste residue shall be in conformance with Department of Transportation Standard Specification 14-11.12, "Removal of Yellow Traffic Stripe and Pavement Marking with Hazardous Waste Residue".

### 1.9 MAINTENANCE/EXTRA MATERIALS

- A. [Section 01 77 00 - Closeout Requirements](#): Extra materials and maintenance products.

**PART 2 - PRODUCTS****2.1 GENERAL**

- A. Unless otherwise specified in the Technical Specifications or contract plans, all pavement striping and markings (except temporary) shall be thermoplastic.

**2.2 THERMOPLASTIC**

- A. Thermoplastic for traffic stripes and pavement markings shall conform to Section 84-2, "Traffic Stripes and Pavement Markings", of the Caltrans Standard Specifications.
- B. The thermoplastic material shall conform to Caltrans Specification PTH-02SPRAY, PTH-02HYDRO or PTH-02ALKYD. Glass beads to be applied to the surface of the molten thermoplastic material shall conform to the requirements of Caltrans Standard Specification.
- C. Concrete surfaces shall be treated before thermoplastic stripes and markings are installed, per Section 84-2, "Traffic Stripes and Pavement Markings", of the Caltrans Standard Specification.

**2.3 PAINT**

- A. Paint for traffic stripes and pavements markings shall conform to Section 84-2, "Traffic Stripes and Pavement Markings", of the Caltrans Standard Specifications and the following:
  - 1. Waterborne Traffic Line (White, Yellow, Black): Caltrans Standard Specification PTWB-01
  - 2. Acetone-Based (White, Yellow, Black): Specification PT-150VOC(A)
  - 3. Waterborne Traffic Line for disabled persons' parking, and other curb markings (blue, red, green): Federal Specification No. TT-P-1952D
- B. Glass beads shall conform to Caltrans Standard Specification.

**2.4 PAVEMENT MARKERS**

- A. Pavement markers shall conform to Section 81-3, "Pavement Markers," of the Caltrans Standard Specifications, as specified herein, and in the Technical Specifications.
- B. Fire Hydrant markers shall be two-way, reflective blue markers.

2.5 TEMPORARY PAVEMENT DELINEATION

- A. Temporary Pavement Delineation shall conform to Section 12-6, "Temporary Pavement Delineation," and Section 84-2, "Traffic Stripes and Pavement Markings", of the Caltrans Standard Specifications.

2.6 ADHESIVE

- A. Adhesive for Pavement Markers shall be the hot melt bituminous type conforming to Section 81-3, "Pavement Markers," of the Caltrans Standard Specifications.

PART 3 - EXECUTION

3.1 LAYOUT, ALIGNMENT, AND SPOTTINGS

- A. All layout, spotting and tracking required shall be performed by and at the expense of the Contractor and approved by the City, prior to placement of pavement striping or markings.
- B. When no previously applied figures, markings, or traffic striping are available to serve as a guide, suitable layouts shall be spotted in advance of the permanent paint application by any means satisfactory to the City.
- C. The Contractor shall mark or otherwise delineate the traffic lanes in the new roadway or portion of roadway, or detour before opening it to traffic.
- D. The Contractor shall provide an experienced technician to supervise the location, alignment, layout, dimensions, and application of the delineation or marking.
- E. The Contractor shall furnish all equipment, materials, labor and supervision necessary for installing pavement striping and markings in accordance with the contract plans for temporary detours required for the safe control of traffic through and/or around the project.
- F. Standard word markings, letters, numerals, and symbols shall be as shown, on the plans. In the absence of such information, all stencils and templates shall be identical with those used by the City. The Contractor shall obtain stencils for all required legends.

3.2 TEMPORARY PAVEMENT MARKINGS

- A. Should the Contractor elect to alter the existing traffic stripes and markings, or to divert the flow of traffic on construction projects for his own convenience and

there are no special pavement markings or lane delineations shown on the plans or in the Technical Specifications, he shall, at no expense to the City, provide the necessary temporary striping in accordance with the CA MUTCD, unless otherwise directed by the City. Removal of such striping shall be at the Contractor's expense. The Contractor shall remove all existing or temporary detour striping or markings that may confuse the public. When temporary detour striping or markings are no longer required, they shall be removed prior to applying the new traffic stripes or markings.

- B. Temporary Traffic Stripe or Marking Tape shall be removed "clean" prior to installation of permanent pavement delineation.

### 3.3 REMOVAL OF EXISTING MARKINGS

- A. Existing striping and pavement markings that will be in conflict with the finish traffic circulation shall be removed as directed by the City in accordance with Section 84-9 of the Caltrans Standard Specifications.
- B. The Contractor shall conduct his work so as not to damage existing pavement and public improvements to remain. Any resultant damage determined to be excessive by the City shall be repaired in kind by the Contractor at its sole expense.
- C. Damage to the pavement resulting from removal of pavement markers shall be considered as any depression more than 1/4-inch (6.35mm) deep and shall be repaired by the Contractor by filling the depression with hot melt bituminous adhesive to the satisfaction of the City.
- D. Where blast cleaning is used for the removal of traffic stripes and pavement markings or objectionable material, the residue including dust shall be removed immediately after contact between the sand and the surface being treated. Such removal shall be by a vacuum attachment operating concurrently with the blast cleaning operation.
- E. Where removal of traffic stripes and pavement markings is done by grinding or sandblasting methods, the effected pavement surface shall be completely covered by applying asphaltic emulsion conforming to Section 94 of Caltrans Standard Specifications.
- F. All reference markings made by the Contractor shall be done with spray chalk.
- G. All temporary traffic stripes and pavement markings shall be removed by the Contractor on the same day as placement of the permanent striping and markings.

### 3.4 PAVEMENT MARKER INSTALLATION

- A. Placement of pavement markers shall conform to Section 81-3, "Pavement Markers," of the Caltrans Standard Specifications, as specified herein, and in the Technical Specifications.
- B. Fire hydrant markers shall be two-way blue retroreflective pavement markers and installed at all fire hydrant locations, as directed by the City.

### 3.5 PAVEMENT MARKINGS INSTALLATION

- A. Placement of all traffic stripes and pavement markings shall be in conformance with Section 84, "Markings" of the Caltrans Standard Specifications, referenced Plans of the Caltrans Standard Plans, with color required as shown on the Drawings and as specified herein.
- B. Any overlap, dripping, or tracking of fresh thermoplastic or paint onto unmarked surfacing shall be removed to the satisfaction of the City.
- C. Thermoplastic and paint shall be placed as close as possible to existing utility structure and monument frames and covers without covering them.
- D. The Contractor shall protect all fresh thermoplastic and paint and shall repair or replace all damage to traffic stripes and pavement markings caused by his failure to do so at its own expense.
- E. All traffic stripes and pavement markings, new or existing, within or adjacent to the work limits which become defaced or damaged during the Contractor's operations shall be replaced by the Contractor at its expense concurrently with other traffic marking operations in the immediate area. The City shall be the sole judge as to which stripes or legends are defaced or damaged.
- F. Curb painting shall be applied as shown on the plans and as directed by the City. Curb painting shall include the application of two coats of traffic paint with glass beads incorporated in the second coat. Top and face of curb shall be painted. Color of curb markings shall conform to ASTM D6628.
- G. All traffic stripes and pavement markings shall be placed at application rates in conformance with Section 84-2, "Traffic Stripes and Pavement Markings", of the Caltrans Standard Specifications.

### 3.6 GLASS BEAD APPLICATION

- A. All traffic stripes, except the black separation line, shall be beaded.

- B. Glass beads shall be applied directly and uniformly to the set traffic line with a bead dispenser machine placed the proper distance behind the paint spray nozzle, unless pre-mix is approved.
- C. Glass beads shall be applied to pavement markings and crosswalks by a special paint spray gun developed for this purpose.
- D. Glass beads shall be applied at application rates in conformance with Section 84-2, "Traffic Stripes and Pavement Markings", of the Caltrans Standard Specifications.:

### 3.7 CLEANING

- A. [Section 01 77 00 - Closeout Requirements](#): Final cleaning.
- B. Clean finishes and touch up damage.

### 3.8 PROTECTION OF FINISHED WORK

- A. [Section 01 77 00 - Closeout Requirements](#): Protecting finished work.

**END OF SECTION 32 17 00**

**SECTION 32 17 26 - DETECTABLE WARNING SURFACING****PART 1 - GENERAL**

## 1.1 SUMMARY

- A. Section Includes: Detectable warning surfacing and accessories at curb ramps, median opening islands, and at other locations as shown on the drawings.
- B. Related Requirements:
  - 1. [Section 01 50 00 - Temporary Facilities and Controls](#): Short-term traffic control as required by this Section.
  - 2. [Section 32 12 16 - Asphalt Paving](#): Coordination with paving systems for equipment specified in this Section.
  - 3. [Section 32 13 13 - Concrete Surface Improvements](#): Coordination with paving systems for equipment specified in this Section.

## 1.2 UNIT PRICE - MEASUREMENT AND PAYMENT

- A. [Section 01 29 00 - Payment Procedures](#): Contract Sum/Price modification procedures.
- B. Detectable Warning Surfacing:
  - 1. Basis of Measurement: Detectable domes shall be included in the cost of curb ramps and median island openings unless specified otherwise in the Technical Specifications.
  - 2. Basis of Payment: Includes furnishing, installing, inspecting, and maintaining detectable warning surfacing until final inspections.

## 1.3 REFERENCE STANDARDS

- A. American Association of State and Highway Transportation Officials:
  - 1. AASHTO HB-17 - Standard Specifications for Highway Bridges.
- B. ASTM International:
  - 1. ASTM C1371 - Standard Test Method for Determination of Emittance of Materials Near Room Temperature Using Portable Emissometers.
  - 2. ASTM C1549 - Standard Test Method for Determination of Solar Reflectance Near Ambient Temperature Using a Portable Solar Reflectometer.
  - 3. ASTM D570 - Standard Test Method for Water Absorption of Plastics.

4. ASTM D638 - Standard Test Method for Tensile Properties of Plastics.
  5. ASTM D790 - Standard Test Methods for Flexural Properties of Unreinforced and Reinforced Plastics and Electrical Insulating Materials.
  6. ASTM D1044 - Standard Test Method for Resistance of Transparent Plastics to Surface Abrasion.
  7. ASTM D2240 - Standard Test Method for Rubber Property - Durometer Hardness.
  8. ASTM E84 - Standard Test Method for Surface Burning Characteristics of Building Materials.
  9. ASTM E303 - Standard Test Method for Measuring Surface Frictional Properties Using the British Pendulum Tester.
  10. ASTM E408 - Standard Test Methods for Total Normal Emittance of Surfaces Using Inspection-Meter Techniques.
  11. ASTM E903 - Standard Test Method for Solar Absorptance, Reflectance, and Transmittance of Materials Using Integrating Spheres.
  12. ASTM E1918 - Standard Test Method for Measuring Solar Reflectance of Horizontal and Low-Sloped Surfaces in the Field.
  13. ASTM E1980 - Standard Practice for Calculating Solar Reflectance Index of Horizontal and Low-Sloped Opaque Surfaces.
- C. U.S. Architectural and Transportation Barriers Compliance Board (Access Board):
1. Americans with Disabilities Act (ADA) - Accessibility Guidelines for Buildings and Facilities.
- D. California Code of Regulations (CCR): Provide only approved DSAAC detectable warning products as provided in the California Code of Regulations (CCR) Title 24, Chapter 2, Section 202 definition of "Detectable Warning". Section 11B-247 and 11B-705 "Detectable Warnings And Detectable Directional Texture"
- E. Caltrans Standard Specifications
1. Section 73 – Concrete Curbs and Sidewalks.
- F. California Building Code (CBC).
- 1.4 COORDINATION
- A. Coordinate Work of this Section with Work of other Sections.
- 1.5 SUBMITTALS
- A. [Section 01 33 00 - Submittal Procedures](#) specifies requirements for submittals.



- B. Product Data: Submit manufacturer's information including characteristics, dimensions, domes, and special shapes.
- C. Manufacturer's Certificate: Certify that product meets or exceeds specified requirements.
- D. Manufacturer's Instructions: Submit detailed instructions on installation requirements, including storage, cleaning and handling procedures.
- E. Submit maintenance recommendations.
- F. Source Quality-Control Submittals: Indicate results of factory tests and inspections.
- G. Manufacturer Reports:
  - 1. Certify that equipment has been installed according to manufacturer's instructions.
  - 2. Indicate activities on Site, adverse findings, and recommendations.

#### 1.6 DELIVERY, STORAGE, AND HANDLING

- A. [Section 01 60 00 - Product Requirements](#): Requirements for transporting, handling, storing, and protecting products.
- B. Inspection: Accept materials on Site in manufacturer's original packaging and inspect for damage.
- C. Store and protect materials according to manufacturer's instructions. Finished surfaces shall be protected by sturdy wrappings.

#### 1.7 WARRANTY

- A. [Section 01 78 00 - Closeout Submittals](#): Requirements for warranties.
- B. Furnish five (5) year manufacturer's warranty for detectable warning surfacing.

### **PART 2 - PRODUCTS**

#### 2.1 DETECTABLE WARNING SURFACING

- A. Manufacturer List:
  - 1. Armor-Tile Tactile Systems by Engineered Plastics, Inc.
  - 2. ADA Solutions

3. Or approved equal

B. Description:

1. ADA-compliant detectable warning surfaces for visually impaired pedestrians.
2. Suitable for installation on both asphalt and concrete.

C. Design and Performance Criteria:

1. Loading: Single-wheel HS20-44, according to AASHTO HB-17.
2. Resistant to impacts, wear, freeze-thaw, UV exposure, and stains.
3. Fire Spread: Less than 25 when tested according to ASTM E84.
4. Slip Resistance: 0.80, according to ASTM E303.
5. Taber Abrasion: 150 mgs, according to ASTM D1044.
6. Durometer Hardness: 90, according to ASTM D2240, Type A.
7. Water Absorption:
  - a. Comply with ASTM D570.
  - b. Maximum: 0.05 percent.
8. Minimum Strengths:
  - a. Compressive: 28,000 psi according to ASTM D695.
  - b. Flexural: 25,000 psi, according to ASTM D790.
  - c. Tensile: 11,000 psi, according to ASTM D638.
9. Slip Resistance:
  - a. Static coefficient of friction (Dry): 1.03.
  - b. Static coefficient of friction (Wet): 0.83.
  - c. Wheelchair Safety: Furnish minimum 40, 90-degree raised 0.045-inch points per sq. in.
  - d. Spacing: Center to center spacing of 2.30-inches minimum to 2.40-inches maximum, and base-to-base spacing of 0.65-inches minimum, measured between the most adjacent domes on a square grid.

**Exception:** Where installed in a radial pattern, truncated domes shall have a center-to-center spacing of 1.60-inches minimum to 2.40-inches maximum.
  - e. Size: Base bottom diameter of 0.90-inches minimum and 0.92-inches maximum, top diameter of 0.45-inches minimum and 0.47-inches maximum, and a height of 0.2-inches.

D. Cast-in-Place-Type:

1. Epoxy polymer, glass-reinforced, thermoset composite
2. Length and Width: As shown on the Drawings.
3. Depth: 1-3/8 inches.
4. Face Thickness: 3/16 inch
5. Color: Yellow, FS33538 of Federal Standard 595C. Color shall be homogeneous throughout the detectable warning surface.
6. Detectable Warning surfaces shall provide a 70 percent minimum visual contrast with adjacent walking surfaces.

### **PART 3 - EXECUTION**

#### **3.1 EXAMINATION**

- A. [Section 01 70 00 - Execution](#): Requirements for installation examination.
- B. Verify that substrate is level or to correct grade, is smooth, is capable of supporting detectable warning surface units and imposed loads, and is otherwise ready to receive Work of this Section.

#### **3.2 PREPARATION**

- A. Maintenance and Protection of Traffic:
  1. Provide short-term traffic control as specified in [Section 01 50 00 - Temporary Facilities and Controls](#).
  2. Prevent interference with operations.
  3. Maintain access to existing business and other properties requiring access.
- B. Surface Preparation:
  1. Clean and dry paved surface prior to installing detectable warning surface modules.
  2. Blow or sweep surface free of dirt, debris, oil, grease, or gasoline.
  3. Cleaning materials used on site shall have code acceptable low VOC solvent content and low flammability.
- C. Existing Work:
  1. Remove existing detectable warning surface modules by methods that will cause least damage to pavement surface.
  2. Repair pavement or surface damage caused by removal operations.

### 3.3 INSTALLATION

- A. Install detectable warning surfacing according to manufacturer's instructions. Contractor shall use whole pieces before using any cut pieces of domes.
- B. The concrete shall be poured and finished, true and smooth to the required dimensions and slope prior to Cast-in-Place Detectable Warning Surfacing.
- C. Cast-in-Place Detectable Warning Surfacing shall be tamped or vibrated into the fresh concrete to ensure that there are no voids or air pockets, and the field level of the Cast-in-Place Detectable Warning Surfacing is flush to the adjacent concrete surface or as the Drawings indicate to permit proper water drainage and eliminate tripping hazards between adjacent finishes.

### 3.4 FIELD QUALITY CONTROL

- A. [Section 01 77 00 - Closeout Requirements](#): Requirements for testing, adjusting, and balancing.
- B. Inspect for correct location, extent of coverage, and final grade.

### 3.5 CLEANING

- A. Clean detectable warning surfacing according to manufacturer's instructions.

### 3.6 PROTECTION

- A. During and after the detectable warning surfacing installation and the concrete curing stage, it is imperative that there are no walking, leaning or external forces placed on the detectable warning surfacing to rock the detectable warning surfacing, causing a void between the underside of the detectable warning surfacing and the concrete.
- B. Protect detectable warning surfacing from vehicular and pedestrian traffic on newly installed detectable warning surface modules for period of time as instructed by manufacturer.
- C. Remove Protective Plastic Sheeting from detectable warning surfacing within 24 hours of installation of the detectable warning surfacing. Particularly under hot weather conditions (80 degrees or higher), plastic sheeting will adhere strongly (resulting in difficult removal of same) to detectable warning surfacing when not removed quickly.
- D. While detectable dome installation is susceptible to vandalism, Contractor shall have someone present on-site to ensure that the detectable dome installation isn't damaged.

**END OF SECTION 32 17 26**

**SECTION 34 41 00 - TRAFFIC SIGNALS AND LIGHTING****PART 1 - GENERAL**

## 1.1 SUMMARY

- A. Work under this section shall consist of furnishing and installing, modifying or removing one or more electrical systems, all as shown on the plans and as specified in these specifications and the Department of Transportation Standard Provisions. Any deviation from the contract documents shall be approved by the Project Manager.
- B. All signals and lighting materials shall conform to the applicable provisions of the standards specified in Division X "Electrical Work" of the Department of Transportation Standard Specifications and these specifications.
- C. All materials furnished and used shall be new, except materials specified to be reused.
- D. All incidental parts which are not shown on the plans, or specified herein or in the Technical Specifications, and which are necessary to complete or modify the systems, shall be furnished and installed as though such parts were shown on the Plans or specified herein. All systems shall be in satisfactory operation at the time of completion of the work. All work end materials shall conform with the appropriate utility agency standards at Contractor's cost.

## 1.2 REFERENCES

- A. Caltrans Standard Specifications (Department of Transportation)
- B. California Manual on Uniform Traffic Control Devices (CA MUTCD)
- C. California Vehicle Code (CVC)
- D. National Electrical Manufacturers Association (NEMA)
- E. Underwriters' Laboratories Inc. (UL)
- F. Electronic Industries Association (EIA)
- G. National Electrical Code (Code)
- H. California Administrative Code, Title 8, Subchapter 5, Electrical Safety Orders

- I. Rules for Overhead Electrical Line Construction, General Order No. 95 and Rules' For Construction of Underground Electric Supply & Communication Systems, General Order No. 128 of the Public Utilities Commission
- J. Standards of the American Society for Testing and Materials (ASTM)
- K. National Standards Institute (ANSI)

### 1.3 SUBMITTALS

- A. [Section 01 33 00 - Submittal Procedures](#): Submittal procedures.
- B. Contractor shall submit a schedule of values for all lump sum contract items in accordance with the [Section 01 33 00 - Submittal Procedures](#)
- C. Unless otherwise authorized in writing by the Project Manager, the Contractor shall, in accordance with the [Section 01 33 00 - Submittal Procedures](#), submit to the Project Manager for approval of list of equipment and materials which the Contractor proposes to install. The list shall be complete as to name of manufacturer, size and identifying number of each item.
- D. In addition, the Contractor shall submit detailed drawings and wiring diagrams for all electrical equipment to be used. The City will not be liable for any material purchased, labor performed, or delay to the work prior to review of documents required above.
- E. A certificate of compliance with these specifications shall be submitted to the City by the manufacturer with all 5,000-volt series lighting conductors.
- F. Product Data: Provide manufacturers specification, literature, and shop drawings for all products in this Section including but not limited to the following items:
  - a. Traffic signal controller, cabinets, and network equipment. The cabinet diagram shall include all details and dimensions of the cabinet enclosure, door, shelves, and internal features.
  - b. Conduit (GRS, PVC, and HDPE), pull boxes, conductors, vehicle signal heads, pedestrian signal heads, signal mounting assemblies (framework and mounting hardware), poles, mast arms, push buttons, loop sealants, conduit, pull tape, pull boxes, conduit/duct plugs and caps, LED signal modules, video detection system, battery backup system, and paint.
  - c. Concrete mix design for foundation concrete.
- G. If ordered by the Project Manager, the Contractor shall submit for review sample articles of the material proposed for use. After review, said sample articles will be returned to the Contractor. Inspection or sampling of certain materials may be

made at the factory or warehouse prior to delivery to the jobsite, when required by the Project Manager.

- H. The Contractor shall submit a Sign Inventory Form to be used as the official sign inventory record. The form is to be submitted by the Contractor as part of the Traffic Control Plan prior to the start of any contract field work. The Sign Inventory Form is included in this Project Manual as Appendix A to this Section. Sign Inventory Forms are required for each intersection corner that included any pole or traffic signal work. Sign Inventory Forms shall accurately reflect all existing traffic control, street name, and other City signs at the required corners including approximately 25' along each sidewalk approaching the corner.
- I. If directed by the Project Manager, submit a scaled shop drawing or full scale mock-up for any sign that does not comply with the CA MUTCD.
- J. If directed by the Project Manager, or as one or more of the following conditions exist, a Short Circuit Coordination study/Arc Flash study shall be required.
  - 1. Voltage ratings above 208 VAC to 15,000 VAC
  - 2. Bolted Fault between 700 Amps – 106,000 Amps Short Circuit Current
  - 3. Arcing Fault based on circuit breaker clearing time
  - 4. XFMR Impedance characteristics above 125 KVA
  - 5. Systems of 50 & 60 Hz
  - 6. Both Grounded and Ungrounded systems

#### 1.4 CLOSEOUT SUBMITTALS

- A. [Section 01 78 00 - Closeout Submittals](#): Requirements for submittals.
- B. Upon completion of the work, the Contractor shall submit one complete set of "as-built" or corrected plans showing in detail all construction changes, within 30 days of project completion
- C. Prior to acceptance of the work, the Contractor shall furnish 5 sets of traffic signal controller cabinet schematic wiring diagrams which shall have the same phase designations required or as shown on the plans for the intersection. The diagrams shall show the location of the installation and shall list all equipment installed in each cabinet.
- D. For each signal installation, the Contractor shall furnish an intersection sketch showing standards, detectors and phasing. One copy of the controller cabinet diagram and the intersection and phase diagram, as reviewed by the City, shall be placed in a heavy-duty plastic envelope and attached to the inside of the door of each controller cabinet.



## 1.5 QUALITY ASSURANCE

- A. All equipment and work shall be performed in accordance with the regulations and codes as follows: NEMA, the UL, or the EIA, wherever applicable. In addition to the requirements of the plans, these specifications, and the Technical Specifications, all materials shall conform where applicable to the requirements of the Code; California Administrative Code, Title 8, Subchapter 5, Electrical Safety Orders; Rules for Overhead Electrical Line Construction, General Order No. 95 and Rules' For Construction of Underground Electric Supply & Communication Systems, General Order No. 128 of the Public Utilities Commission; ASTM; ANSI; any local ordinances which may apply; and the applicable provisions of the Caltrans Standard Specifications, CA MUTCD, and CVC.
- B. Manufacturers' warranties and guarantees furnished for materials used in the work and instruction sheets and parts lists supplied with materials shall be delivered to the City prior to acceptance of the project. The duration of the warranty or guarantee shall be the standard of the industry with minimum of one year from the date of acceptance of the work.
- C. The controller/cabinet vendor shall provide phone technical support with a response time of 2 hours or less during vendor's normal business hours. This technical support shall be at no additional cost during the life of the contract or warranty period. The technical support shall be provided by qualified personnel with extensive knowledge of the firmware and hardware characteristics of the controllers and cabinets provided in this contract. The vendor shall provide technical assistance with the programming of all controllers provided in this contract.
- D. If necessary, the controller/cabinet vendor shall provide field activation assistance by qualified personnel for all controllers supplied in this contract during the warranty period.
- E. The controller and cabinet, including cabinet wiring and related hardware, shall be guaranteed against defective materials or workmanship for a 24-month period (from date of delivery). The vendor shall be responsible for reimbursing City forces for any time and material utilized to make necessary field trouble calls due to defective controllers and/or related hardware peripherals during the warranty period. Units that are identified as being defective before the warranty has expired shall be replaced within 14 calendar days. The vendor shall be responsible for all costs, including shipping, incurred by the City for all units that are installed at an intersection and fail as a result of warranty covered failure within the warranty period.
- F. Prior to delivery, the controller and/or cabinet assembly shall be tested by the controller and/or cabinet manufacturer or authorized local distributor to ensure proper component integration and operation. All inputs and outputs shall be

tested. The controller manufacturer shall provide certification that the controller has met all CALTRANS quality assurance tests. The cabinet manufacturer shall provide certification that the cabinet assembly has met all NEMA quality assurance tests.

- G. The video detection system must be warranted to be free of defects in material and workmanship for a period of 3 years from date of shipment from the supplier's facility. During the warranty period, the supplier must repair with new or refurbished materials, or replace at no charge, any product containing a warranty defect provided the product is returned FOB to the supplier's factory or authorized repair site. Return product repair or replaced under warranty by the supplier with transportation prepaid. This warranty does not apply to products damaged by accident, improperly operated, abused, serviced by unauthorized personnel or unauthorized modification.

Ongoing software support by the supplier must include updates of the Video Image Vehicle Detection System (VIVDS) PROCESSOR and supervisor software (if a field setup computer is required for set up). Provide these updates free of charge during the warranty period.

The supplier must maintain a program for technical support and software updates following expiration of the warranty period.

- H. The Battery Backup System (BBS) Manufacturer shall provide a two (2) year factory-repair warranty for parts and labor on the BBS from date of acceptance but more than six (6) months from ship date. Batteries shall be warranted for full replacement for five (5) years from date of purchase with an additional 1- year added when a battery balancer is installed at time of initial installation. A battery shall be considered bad should it not deliver 80% of its original capability within the stated warranty period.

The warranty shall be included in the total bid price of the BBS.

- I. Each BBS shall be manufactured in accordance with a manufacturer Quality Assurance (QA) program. The QA program shall include two Quality Assurance procedures: (1) Design QA and (2) Production QA. The Production QA shall include statistically controlled routine tests to ensure minimum performance levels of BBS units built to meet this specification and a documented process of how problems are to be resolved. The manufacturer, or an independent testing lab hired by the manufacturer, shall perform Design Qualification Testing on new BBS system(s) offered, and when any major design change has been implemented on an existing design. A major design change is defined as any modification, either material, electrical, physical or theoretical, that changes any performance characteristics of the system, or results in a different circuit configuration.

Production Quality Control tests shall be performed on each new system prior to shipment. Failure to meet this requirements shall be cause for rejection. Each system shall be visually inspected for any exterior physical damage or assembly anomalies. Any defects shall be cause for rejection.

## 1.6 QUALIFICATIONS

- A. The Contractor or its listed subcontractor or its key team members performing electrical work for this contract shall have a current and active class A General Engineering Contractor or C-10 Electrical Specialty license, and have satisfactorily completed projects with work that is similar in size and complexity to that of the Contract with the following minimum requirements:
  - 1. The City considers the proper classification for employees who perform all electrical work associated with the installation of underground fed traffic signals to be that of Electrician: Inside Wireman.

## 1.7 DELIVERY, STORAGE, AND HANDLING

- A. [Section 01 60 00 - Product Requirements](#): Product transportation, storage, handling, and protection requirements.
- B. Protect, transport, and store all electrical items specified herein in accordance with manufacturer's instructions.
- C. Contractor shall deliver controller to the City of Pittsburg's Corporation Yard, 357 E. 12th Street, Pittsburg, CA 94565, for testing at least two weeks prior to installation at the Project Site

## 1.8 MAINTENANCE/EXTRA MATERIALS

- A. [Section 01 78 00 - Closeout Submittals](#): Extra materials and maintenance products.

## PART 2 - PRODUCTS

### 2.1 VEHICLE SIGNAL HEADS

- A. Vehicle signal faces shall conform to Section 86-1.02R, "Signal Heads," of the Caltrans Standard Specifications.
- B. All traffic signal heads shall have 12-inch indications and be LED.

- C. All new vehicle signal heads installed at any one intersection shall be of the same style and from the same manufacturer, except for programmed visibility heads.

## 2.2 LOUVERS AND VISORS

- A. All louvers and visors shall conform to Section 86-1.02R(4)(c) "Visors and Directional Louvers," of the Caltrans Standard Specifications. Visors for signal faces shall be aluminum.
- B. Where shown on the plans or standard drawings, louvers shall be furnished and installed in the visors of the signal head sections designated. Louvers shall be Directional Louvers as per Caltrans Standard Plan ES-4C.
- C. Visors shall be attached to signal heads with "universal" clips. The contractor shall apply an anti-seize compound (brand name "Never-Seeze" or equal) to the threads of the screws used to secure visors to signal heads.
- D. Unless indicated otherwise on the plans, angle visors shall be dimensioned as follows:
  - 1. 12-inch heads      12"x12"x27"

## 2.3 PEDESTRIAN SIGNALS

- A. Pedestrian signals shall conform to Section 86-1.02S, "Pedestrian Signal Heads," of the Caltrans Standard Specifications.
- B. All pedestrian signal heads shall have solid "man" and solid "hand" indications and be LED.
- C. All pedestrian heads shall have a device approved by the City to reduce sun glare.

## 2.4 PEDESTRIAN PUSH BUTTON POST

- A. Pedestrian push button posts shall be in accordance with Caltrans Standard Plan ES-7A.

## 2.5 ACCESSIBLE PEDESTRIAN SIGNALS

- A. Accessible pedestrian signals shall conform to Section 86-1.02T "Accessible Pedestrian Signals," of the Caltrans Standard Specifications.
- B. Accessible pedestrian signals shall be Polara Navigator, or approved equal.

- C. Accessible pedestrian signals shall be in accordance with Caltrans Standard Plan ES-5C.
- D. Accessible pedestrian signals shall be installed on the crosswalk side of the standard unless otherwise specified.
- E. Accessible pedestrian signals shall be installed near transit stations, or as directed by the City, with Braille signage.

## 2.6 SIGNAL MOUNTING ASSEMBLIES

- A. Signal mounting shall be as per applicable details shown on Caltrans Standard Plan ES-4A, ES-4B, ES-4C, ES-4D, and ES-4E. Heads shall be supported by assemblies of 1-1/2-inch Standard steel pipes with malleable iron or bronze fittings. All assemblies shall be installed plumb or level, as applicable, shall be symmetrically arranged, and securely tightened.
- B. Top horizontal members shall be approximately 12 inches in length.
- C. Construction shall be such that all conductors are concealed within standards or pipe assemblies.
- D. Each U-bolt type pole clamp shall consist of a cast bronze pole plate drilled and tapped for 1-1/2-inch pipe thread, a hot-dip galvanized 1/2-inch U-bolt to fit the perimeter of the pole and oversized galvanized nuts and SAE washers. Portions of the pole plate shall be hinged for adapting the plate to various pole contours and shall be equipped with bolt openings through which the ends of the U-bolt shall be installed. U-bolt threads shall extend beyond the face of the nut at least 1/4 inch and no more than 1-1/2 inches.
- E. All set screws and back plate attachment screws shall be stainless steel. Plumbizer thru bolts, nuts, and washers shall be galvanized. Setscrews in slip fitters shall have square heads.
- F. Unless otherwise specified herein or on the plans, heads shall be installed with terminal compartment mountings. For top mounting of a one-way head and mast arm mountings, a slip-fitter without a terminal compartment shall be used. Clamp-type mounting may be used for installation of heads on existing concrete standards if inserts for terminal compartment mounting have not been provided. The terminal compartment shall be mounted and the standard on the side away from traffic and parallel with the prolongation of the nearest curb face. Terminal compartment door screws shall be stainless steel and be 3/4 inch in length.

## 2.7 TRAFFIC SIGNAL STANDARDS, PEDESTALS, AND POSTS

- A. Standards for traffic signals and flashing beacons, pedestals for cabinets, and posts for pedestrian push buttons shall conform to Section 56-3 of the Caltrans Standard Specifications, and with Caltrans Standard Plans ES-7A through ES-7O.
- B. Anchor bolts shall be of the type and size as shown on the plans. Anchor bolts shall conform to the specifications of ASTM A307, and shall be provided with 2 nuts and 2 washers each. Anchor bolts shall extend no less than  $\frac{1}{4}$  inch and no greater than  $1\text{-}\frac{1}{4}$  inch beyond the face on the nut. Anchor bolts shall not be cut.
- C. Anchor bolts, nuts, and washers shall be galvanized by the hot-dipped process conforming to ASTM A153, or cadmium plated with Type NS coating conforming to ASTM A165.
- D. All nuts shall be symmetrically formed with the hole centered and at right angles to the face, tapped to fit a corresponding thread so that nut can be run the entire length of the thread by the fingers without undue forcing, and without noticeable play or rocking.

## 2.8 FOUNDATIONS

- A. All concrete work related to traffic signal work shall be cast in place.
- B. Concrete for foundations shall conform to Section 90-2 of the Caltrans Standard Specifications, "Minor Concrete," and the Technical Specifications. Concrete shall contain not less than 564 pounds of cement per cubic yard, unless noted otherwise on contract drawings.
- C. The Contractor is advised that existing pole foundations vary in size and shape. They may be as deep as 9 ft and as wide as 5 ft. There may be existing conduits embedded in the foundation. If the pole removal is specified, the Contractor shall remove pole foundation to 5 ft or deeper as required to accommodate the new pole foundation and fill the cavity with slurry.
- D. In unpaved areas, a 4-inch-thick Portland cement concrete slab shall be constructed in front of each controller cabinet. The slab shall extend the full width of the cabinet foundation and extend out 3 feet from the face of said foundation.

## 2.9 TRAFFIC CONTROLLER UNIT

- A. The traffic controller unit shall be Naztec Type TS-2, or approved equal.
- B. Each controller furnished in this contract shall be in compliance with the March 12, 2009 TEES. Units provided in this contract shall meet Caltrans standards.

## 2.10 TRAFFIC SIGNAL CABINET

- A. Controller to be Cubic Trafficware TS2 TYPE 2 980 or 980ATC (approval by City Engineer).
- B. Conflict monitor to be Cubic Trafficware NM512-E123.
- C. Cabinet to be Cubic Trafficware Standard NEMA TS1 cabinet.
  - 1. Controller cabinet shall be City Standard Type P 44 or Stretch P depending on location and/or design conforming to the requirements of Section 86-1.02Q, "Cabinets" of the State Standard Specifications and shall have two exhaust fans with two thermostats wired parallel to non-UPS breaker. A baffle bracket shall be provided to interrupt and prevent reverse air flow between the fans.
  - 2. Controller cabinet shall as per applicable details shown on Caltrans Standard Plan ES-3A, except the following:
    - a. Cabinet and doors shall be fabricated of 0.125-inch minimum thickness aluminum with continuously welded exterior seams. The door shall be latched using a three (3) point latching mechanism, using rods with a roller-style design and bearings. The cabinet door shall be fitted with a Number 2 Corbin lock (#2 key) and a stainless-steel handle with a flat profile.
    - b. Cabinet shelves shall provide spaces with minimum dimensions of 12 in. x 19 in. x 12 in.
    - c. Cabinet shall be Anodized Aluminum.
    - d. All equipment and modules shall be secured when properly installed. Vibration and minor shaking of the cabinet shall not cause any equipment or module to become dislodged from its proper position nor its operation to fail.
    - e. All cabinet shelves shall be perforated.
    - f. Cabinet riser 18", Anodized Aluminum to be provided with the signal cabinet. Installation per city engineer based on location.
- D. Cabinet Wiring - Wiring shall conform to the requirements of Sections 87-1.03Q "Cabinets", of the State Standard Specifications and the following:
  - 1. All wires terminating on a terminal strip shall be neatly dressed with adequate service loop.

2. All solid conductors installed in the cabinet (such as component pigtails), when a crimp connector is applied, shall be soldered.
  3. No more than three wires shall be attached to the rear of each terminal of a feed-through type terminal block, and it shall be possible to alter or interrupt any and all equipment and terminal interconnections at the front of aforementioned terminal block(s). Jumpers shall be allowed on the rear of terminals in order to bus logic power, logic grounds, and other signals for multiple distributions to front mounted terminations.
  4. Cabinet to be wired for 40 detects.
- E. Cabinet Accessories - The following accessories or features shall be provided and included as part of the controller cabinet assembly
1. A two position "Stop Time Auto-Manual" switch shall be provided stop time of the controller unit when the police panel "Flash-Auto" switch is placed into the "Flash" position. When placed in the "Manual" position, the controller unit will be stop timed. The "Stop Time Auto-Manual" switch shall not have an off position.
  2. An "Equipment Power On-Off" switch shall be provided on the control panel to disconnect power to all equipment in the cabinet except the vehicle flasher circuit, which shall remain operable.
  3. The cabinet lighting fixture shall be an LED type, composed of two modules with each module having an output of 300 lumens. The light fixture shall be mounted on the fan/light control panel. A third LED module shall be mounted under the document drawer. A door switch shall be provided to shut off the cabinet light when the door is closed.
  4. The maintenance panel shall be silkscreened and not use engraved labels.
  5. Signal interconnect terminal strip to be installed.
- F. Auxiliary Equipment - The following equipment shall be provided:
1. The load bay shall be fastened with hinges near the bottom rear of its point of attachment to the cabinet. It shall be possible, by removing no more than two (2) fasteners at the top of the rack, to swing the rack downward and gain access to the rear of the rack and its wiring.
  2. 16 MOV modules shall be supplied with every cabinet, having 12x modules with MOV protection only and 4x modules with MOV protection and a loading capacitor on the YELLOW channel only for pedestrian channels. Load switches shall be PDC #SSS-86I/O.



3. The back panel shall be constructed from one solid piece of 5052H32 black anodized brushed aluminum of 0.090 inches minimum thickness and formed so as to minimize any flexing when plugin components are installed. Back panels that are riveted together from multiple pieces of aluminum will not be acceptable.
4. All load switch outputs shall be wired to the field terminal blocks. All load switch field terminals shall be labeled with colored labels (RED, YELLOW, GREEN) that correspond to the appropriate signal indication color.
5. The load bay shall provide sixteen (16) load switch channels, one (1) flasher, and eight (6) flash transfer relays. Load switches and flasher shall be securely supported by a well braced metal bar or shelf located underneath the load.
6. Switch convection cooling or with full utilization of the load switch handle to facilitate the insertion and removal. The front portion of the support shall contain the phase/function label(s) for the load switches. The labels shall be visible while either standing or kneeling in front of the cabinet. All load switches shall be of solid state design and shall be provided with LED indicators of the input and output status
7. Conflict monitors shall conform to Section 3 of NEMA Publication TS 2-2003 v02.06, Type 2 Controller Unit; and the following
  - a. TS1 monitor with twelve (12) fully programmable input channels shall be used
  - b. The monitor shall have the capability to detect the absence of phase color, switch failure, no lamp load conditions and more than one color (R, Y, or G) being on at the same time for each channel. It shall also be capable to detect short clearance intervals for each phase. The minimum interval shall be fixed at 2.5 seconds or shall be adjustable between 2.5 seconds and 2.8 seconds
  - c. Conflict monitors are required to monitor voltage levels per NEMA standards regardless of sensed voltage phase shift with respect to cabinet voltage. This shall include 180 degree out of phase shift with respect to cabinet voltage
  - d. Conflict monitors shall not latch upon the failure of the Controller Voltage Monitor (NEMA CVM) output; however, conflict monitors shall latch upon failure of either 24 volt monitor circuit

- e. The conflict monitor shall monitor both the controller 24 VDC power supply and the auxiliary power supply. The 24 volt monitor shall operate as follows:
  - 1) If the monitoring device places the signals into flashing operation because of activation of either +24 VDC monitoring circuit, the flashing operation shall lock-in and shall release only upon operation of a reset switch and restoration of the proper +24 VDC levels. If a complete power failure to the controller assembly occurs after the monitoring device has placed the signals into flashing operation because of activation of either +24 VDC monitoring circuit, the flashing operation may release if proper +24 VDC levels exist when power is restored.
  - 2) Circuitry to provide this feature shall be fully contained within the conflict monitor unit.
  - 3) In no case shall a complete power failure to the controller assembly, which was functioning properly and in normal or "automatic" mode prior to the power failure, cause the signals to be in flashing operation, due to false or erratic operations of the aforementioned circuitry, after restoration of power.
  - 4) All conflict monitor wiring for channel assignments to field indications shall be connected only to the field terminal block(s), not to the rear of load switch sockets.
  - 5) The conflict monitor logic power shall be furnished by the controller power switch. The power to the conflict monitor relay shall be furnished from the unswitched main power.
- f. One duplex convenience outlet with USB charging ports shall be provided in each cabinet. One six outlet power strip to be provided in each cabinet.
- g. A convenience outlet shall be provided in each cabinet, conforming to the following:
  - 1) Devices plugged into the convenience outlet shall not be damaged or interfered by the cabinet door movement.
  - 2) It shall be equipped with ground fault circuit interrupter (GFCI) protection.
- h. All isolators, interfaces, cables, and related equipment for pedestrian circuitry, telemetry, and preemption systems shall be provided

regardless of whether those systems will be provided. The optical discrimination module shall only be provided when specified.

G. Detector Card Rack

1. Each controller cabinet shall be provided with two TS1 rack-mount card racks, capable of providing 32 channels of loop detection. EVP rack to provide 2 dual channel detector cards. First slot for channel A & B, Second slot for channel C & D. Opticom phase selectors to be GTT 762.
2. Detector card racks shall have a rigid aluminum frame and shall have slots set in a modular fashion such that the PCB edge connectors shall plug into the rear while sliding between top and bottom card guides for each module. Mounting flanges shall be provided and be turned outward for ease of access. Detector card racks shall be bolted to and unbolted from the cabinet shelf using simple tools.
3. Card rack slots shall be numbered 1 to 16 from left to right when viewed from the front of the rack. A flange shall be provided on the top and the bottom of the rack to label each individual channel.
4. Detector card racks shall be powered by an external DC power supply.
5. Rack chassis ground shall be bussed to a common point and wired to the detector panel.
6. Rack logic ground shall be bussed to both the controller logic ground and the external logic ground at a common point and wired to the detector panel.
7. Provide 16 (sixteen) LCD "EDI" Oracle 2E 2-channel detector cards with beep tone for maintenance purposes.

H. Detector Termination Panel - The controller cabinet shall be provided with a loop detector termination panel mounted in the interior left side of the cabinet. The detector panel shall meet the following:

1. Detector termination panel shall provide for all connections between detector loops installed in the street and detector amplifiers.
2. Detector termination panel shall be constructed of 3.2 mm / (1/8 in.) thick aluminum.
3. Detector termination panel shall contain a 76 mm (3 inches) horizontal slot in each corner to accommodate 6 mm (1/4 inch) mounting bolts.
4. All inputs from the loops shall be brought through posted 10/32 inch X 5/16 inch binder screw terminals or 8/32 inch X 5/16 inch binder screw terminals.

5. Each loop pair shall be protected by lightning surge suppressor. The suppressors shall be mounted to the back of the panel using feed-through screw terminals.
6. Detector terminals shall each have a test switch such that when the switch is closed, a call is placed upon that detector input. The test switch shall be on momentarily.
7. A chassis ground bus bar shall be provided on the panel and connected to the cabinet by an insulated braided copper ground strap. The strap shall be bonded to the cabinet.
8. The detector termination panel shall provide connection points for external 24 V power supply, loop inputs, logic ground, and chassis ground bus.

I. Power Panel

1. Cabinet power panel shall have a plugin type (HE1750) AC Surge Protector, Modular, and a HESCO/RLS model LF60, 60-amp 125 VAC radio interference line filter.
2. Separate breakers for convenience outlet, fan and light to a terminal block to service power.
3. Separate breaker for signal power to a terminal block for UPS.
4. A Crydom A-2475 solid state contactor shall be used instead of a mercury contactor.

## 2.11 VEHICLE DETECTION SYSTEMS

- A. Vehicle detectors shall be of the type or types shown on the plans. The location of each detector shall be as shown on the plan or as directed by the City.
- B. A minimum of at least one sensor unit shall be provided for each approach for each separately controlled phase of operation unless otherwise specified. Sensor units shall be housed in the controller cabinet unless otherwise specified.
- C. Inductive loops - Detector loops shall conform to the following:
  1. Detector loops, and their leads to the nearest pull box, shall be formed from continuous conductor of No. 12 AWG solid or seven-strand minimum tinned copper wire, having 600-volt type USF cross-linked polyethylene insulation with a minimum thickness or 3/6" inch.

2. Detector loops shall be constructed according to Caltrans Standard Plans ES-5A and ES-5B.
- D. Video Detection System - Video Detection System shall consist of the Aldis GridSmart vehicle tracking, detection, and data collection system, or approved equal, and shall conform to the following:

1. Description.

Install a Video Imaging Vehicle Detection System (VIVDS) that monitors vehicles on a roadway via processing of video images and provides detector outputs to a traffic controller or similar device.

A VIVDS configuration for a single intersection will consist of either 1 or 2 fixed focal length omnidirectional view cameras and the VIVDS PROCESSOR.

The system is composed of these principal items: the camera(s), the field communications link consisting of a single CAT5e cable between each camera and the VIVDS Processor, and the VIVDS PROCESSOR along with a PC, video monitor or associated equipment required to setup the VIVDS PROCESSOR and software to communicate to the VIVDS PROCESSOR.

The VIVDS PROCESSOR must be either NEMA TS 2 TYPE 1 or TYPE 2. TYPE 2 must have RS 485 SDLC. The VIVDS PROCESSOR must have at least four (4) processing cores of 2.8GHz or greater, a minimum of 3GB random access memory (RAM), and at least 32GB of onboard storage.

2. Definitions.

- a. VIVDS PROCESSOR. The electronic unit that converts the video image provided by the cameras, generates vehicle detections for defined zones and collects vehicular data as specified.
- b. Central Control. A remotely located control center, which communicates with the VIVDS PROCESSOR. The VIVDS operator at the central control has the ability to monitor the operation and modify detector placement and configuration parameters. The equipment that constitutes central control is comprised of a workstation microcomputer along with the associated peripherals as described in this special specification.
- c. Field Setup Computer. A portable microcomputer used to set up and monitor the operation of the VIVDS PROCESSOR. If required to interface with the VIVDS processor unit, the field setup computer with the associated peripherals described in this special specification and

a video monitor, also described in this special specification, must be supplied as part of the VIVDS.

- d. Field Communications Link. The communications connection between the camera(s) and the VIVDS PROCESSOR. This link will consist of one CAT5e cable for each omnidirectional camera.
- e. Remote Communications Link. The communications connection between the VIVDS PROCESSOR and the central control.
- f. Camera Assembly. The complete camera or optical device assembly used to collect the visual image. The camera assembly consists of a CMOS camera, environmental enclosure, temperature control mechanism, and all necessary mounting hardware.
- g. Occlusion. The phenomenon when a vehicle passes through the detection zone but the view from the sensor is obstructed by another vehicle. This type of occlusion results in the vehicle not being detected by the sensor.

or

- h. When a vehicle in one lane passes through the detection zone of an adjacent lane. This type of occlusion can result in the same vehicle being counted in more than one lane detection zone. The detection zone is an area selected through the VIVDS PROCESSOR that when occupied by a vehicle, sends a vehicle detection to the traffic controller or freeway management system.
- i. Detection Accuracy. The measure of the basic operation of a detection system (shows detection when a vehicle is in the detection zone and shows no detection when there is not a vehicle in the detection zone).
- j. Live Video. Video being viewed or processed at 5 to 10 frames per second.
- k. Lux. The measure of light intensity at which a camera may operate. A unit of illumination equal to one lumen per square meter or to the illumination of a surface uniformly one meter distant from a point source of one candle.

### 3. Functional Capabilities.

The system software must be able to detect either approaching or departing vehicles in multiple traffic lanes. A minimum of 24 detector outputs per VIVDS PROCESSOR. Each zone and output must be user definable through interactive graphics by drawing arbitrarily shaped

polygons using the Field Setup Computer or Central Control. The user must be able to redefine previously defined detection zones.

The VIVDS PROCESSOR must provide real time vehicle detection (within 500 milliseconds (ms) of vehicle arrival).

The system must be able to detect the presence of vehicles in up to 64 detection zones per camera.

Detection zones must be provided that are sensitive to the direction of vehicle travel. The direction to be detected by each detection zone must be user programmable. The VIVDS PROCESSOR unit must compensate for minor camera movement (up to 2% of the field of view at 400 ft.) without falsely detecting vehicles. The camera movement must be measured on the unprocessed video input to the VIVDS PROCESSOR.

The camera must operate while directly connected to VIVDS Processor Unit.

Once the detector configuration has been downloaded or saved into the VIVDS PROCESSOR, the video detection system must operate with the monitoring equipment (monitor and/or laptop) disconnected or on-line.

When the monitoring equipment is directly connected to the VIVDS PROCESSOR, it must be possible to view vehicle detections in real time as they occur on the field setup computer's color VGA display or the video monitor.

The VIVDS PROCESSOR must support 1 or 2 omnidirectional view cameras. If equipped with 1 omnidirectional view camera, the VIVDS processor must also be capable of simultaneously supporting up to four (4) more traditional view cameras for special needs such as advance detection or underpass detection.

#### 4. Vehicle Detection.

- a. Detection Zone Placement. The video detection system must provide flexible detection zone placement anywhere within the combined field of view of the image sensors. Preferred presence detector configurations shall be arbitrarily shaped polygons, including simple boxes, drawn across lanes of traffic or placed in line with lanes of traffic. A single detector must be able to replace one or more conventional detector loops.
- b. Detection Zone Programming. Placement of detection zones must be by means of a graphical interface using the video image of the roadway. The monitor must show images of the detection zones superimposed on the video image of traffic while the VIVDS

PROCESSOR is running. The displayed zones, when operating, must be able to be displayed outlined or filled, with a visible change indicating detection.

The detection zones must be created by using the mouse or keypad to draw detection zones on the monitor. The detection zones must be capable of being sized and shaped to provide optimal road coverage and detection. It must be possible to upload detector configurations to the VIVDS PROCESSOR and to retrieve the detector configuration that is currently running in the VIVDS PROCESSOR.

The mouse or keypad may be used to edit previously defined detector configurations so as to fine tune the detection zone placement size and shape. Once a detection configuration has been created, the system must provide a graphic display of the new configuration on its monitor. While this fine-tuning is being done, the detection must continue to operate from the detector configuration that is currently called.

When a vehicle occupies a detection zone, the detection zone on the live video must indicate the presence of a vehicle, thereby verifying proper operation of the detection system. With the absence of video, the VIVDS PROCESSOR must have a display that will indicate proper operation of the detection zones.

Detection zones must be provided that are sensitive to the direction of vehicle travel. The direction to be detected by each detection zone must be user programmable. The vehicle detection zone should not activate if a vehicle traveling any direction other than the one specified for detection occupies the detection zone. Cross-street and wrong way traffic should not cause a detection.

Detection zones must have the option for the user to define that calls can be made with a side entrance (90° or less angled entrance).

- c. Design Field of View. The video detection system must reliably detect vehicle presence in the design field of view. The design field of view must be defined as the sensor view when the image sensor is mounted 30 ft. or higher above the roadway, when the camera is adjacent (within 15 ft.) to the edge of the nearest vehicle travel lane, and when the length of the detection area is not greater than 5 times the mounting height of the image sensor. Within this design field of view, the VIVDS PROCESSOR unit must be capable of setting up a single detection zone for point detection (equivalent to the operation of a 6 ft. by 6 ft. inductive loop). A single camera, placed at the proper mounting height, must be able to monitor up to and including 5 traffic lanes simultaneously. A single omnidirectional camera, placed at the proper



mounting height, must be able to monitor detection zones in at least intersection approaches.

- d. Detection Performance. Detection accuracy of the video detection system must be comparable to properly operating inductive loops. Detection accuracy must include the presence of any vehicle in the defined detection zone regardless of the lane, which the vehicle is occupying. Occlusion produced by vehicles in the same or adjacent lanes must not be considered a failure of the VIVDS PROCESSOR, but a limitation of the camera placement. Detection accuracy (a minimum of 95%) must be enforced for the entire design field of view on a lane by lane and on a time period basis. When specified in the plans, furnish up to 24 continuous hours of recorded video of all installed intersection cameras within the 30 day test period for verification of proper camera placement, field of view, focus, detection zone placement, processor setup and operation. The video from each camera must show vehicle detections for all zones.
- e. Equipment failure, either camera or VIVDS PROCESSOR, must result in constant vehicle detection on affected detection zones.

#### 5. VIVDS Processor

- f. Cabinet Mounting- The VIVDS PROCESSOR is shelf mountable.
- g. Environmental Requirements - The VIVDS PROCESSOR must be designed to operate reliably in the adverse environment found in the typical roadside traffic cabinet. It must meet the environmental requirements set forth by the latest NEMA (National Electrical Manufacturers Association) TS1 and TS2 standards as well as the environmental requirements for Type 170, Type 179 and 2070 controllers. Operating temperature must be from -30°F to +165°F at 0% to 95% relative humidity, non-condensing.
- h. Electrical - The VIVDS PROCESSOR must have a modular electrical design. The VIVDS PROCESSOR must operate within a range of 89 to 135 VAC, 60 Hz single phase. Power to the VIVDS PROCESSOR must be from the transient protected side of the AC power distribution system in the traffic control cabinet in which the VIVDS PROCESSOR is installed. Communications to the field setup computer must be through an Ethernet port. This port must be able to download the real time detection information needed to show detector actuations.

The VIVDS PROCESSOR must have an Ethernet connection on the front of the unit for the connection to the 1st camera. If a second camera is installed at the intersection, the camera will connect with the

VIVDS PROCESSOR through a connector mounted on the side of the PROCESSOR.

The unit must be equipped with a single VGA video output. This output must be capable of displaying the operation and detections of the VIVDS PROCESSOR. The change log for all Software upgrades and/or changes MUST be presented on a readily assessable internet site with unencumbered public access.

The unit software and the supervisor software must include diagnostic software to allow testing the VIVDS functions. This must include the capability to set and clear individual detector outputs and display the status of inputs to enable setup and troubleshooting in the field.

## 6. Camera Assembly

- i. Camera. The video detection system must use high resolution, color image sensors as the video source for real time vehicle detection. The cameras must be approved for use with the VIVDS PROCESSOR unit by the supplier of the VIVDS. As a minimum, each camera must provide the following capabilities:
  - i. Images must be produced with a CMOS sensing element with horizontal resolution of at least 2580 lines and vertical resolution of at least 1920 lines. Images must be output in digital format as MJPEG image.
  - ii. Useable video and resolvable features in the video image must be produced when those features have luminance levels as low 1.0 lux for color, for night use.
  - iii. Useable video and resolvable features in the video image must be produced when those features have luminance levels as high as 10,000 lux during the day.
  - iv. The camera must include an electronic shutter control based upon average scene luminance and must be equipped with fixed field of view and fixed focus lens which does not require opening the camera enclosure. The fixed focus lens must be always in focus without any required end-user adjustments.
- j. Camera and Lens Assembly. The camera and lens assembly must be housed in an environmental enclosure that provides the following capabilities:
  - i. The enclosure must be waterproof and dust tight to the latest NEMA 4 specifications.

- ii. The enclosure must allow the camera to operate satisfactorily over an ambient temperature range from -30°F to +165°F while exposed to precipitation as well as direct sunlight.
- iii. The enclosure must include a provision for connection of the CAT5e cable. Input power to the environmental enclosure must be included in the Ethernet interface.
- iv. A thermostatically controlled heater must be at the front of the enclosure to prevent the formation of ice and condensation. The heater must not interfere with the operation of the camera electronics, and it must not cause interference with the video signal.
- v. The enclosure must be light colored or unfinished and must be designed to minimize solar heating. Any plastics used in the enclosure must include ultra violet inhibitors.
- vi. The total weight of the image sensor in the environmental enclosure must be less than 10 lb.

Use waterproof, quick disconnect connectors to the camera for the CAT5e connection.

A camera interface panel capable of being mounted to sidewalls of a controller cabinet must be provided for protection of the VIVDS PROCESSOR, camera CAT5e connection. The panel must consist of, as a minimum, 2 CAT5e cable surge protection connections.

When the connection between the camera and the VIVDS PROCESSOR is CAT5e cable, the cable used must be suited for outdoor installation. Camera mounting hardware must allow for vertical or horizontal mounting to the camera enclosure.

## 7. Field Communications Link

The field communications link must be a two way communications connection from the camera to the VIVDS PROCESSOR. The primary communications link media must be burial grade CAT5e cable.

The following requirements must govern for the various types of field communications link media described on the plans:

- k. CAT5e Cable. In locations where the plans indicate CAT5e cable is required as the primary communications link, this cable must be burial grade as well as suitable for above ground applications.

All connection cables must be continuous from the equipment cabinet to the camera connector. Install lightning and transient surge suppression devices on the processor side of the field communications link to protect the peripheral devices. The suppression devices must be all solid state. The devices must present high impedance to, and must not interfere with, the communications lines during normal operation. The suppression devices must not allow the peak voltage on any line to exceed 300% of the normal operating peak voltage at any time. The response time of the devices must not exceed 5 nanoseconds.

#### 8. VIVDS Set-up System

The minimum VIVDS set-up system, as needed for detector setup and viewing of vehicle detections, must consist of a field setup computer and Windows based interface software (if required) or a video monitor with interface software built-in to the VIVDS PROCESSOR. Live video (5 frames per second) must be available on the field setup computer to determine proper operation of detectors. The field set-up computer as a minimum, must have a network connection.

If a field setup computer is required for system set-up, it must be supplied by the supplier of the VIVDS PROCESSOR.

The field setup computer must include all necessary cabling and a Windows based program to interface with the VIVDS PROCESSOR. This software must provide an easy to use graphical user interface and support all models/versions of the supplied VIVDS.

Live video with the detection overlaid is required for field verification of the system.

#### 9. Temporary Use and Retesting

When shown on the plans, the VIVDS equipment must be used to provide vehicle detection on a temporary basis. When the permanent vehicle detection system and related equipment are installed and made operational, the VIVDS equipment must be carefully removed and delivered to the location shown on the plans.

#### 10. Operations from Central Control

The central control must transmit and receive all information needed for detector setup, monitor the vehicle detection, view the vehicle traffic flow and interrogate all required stored data. The remote communications link between the VIVDS PROCESSOR and central control may be dial-up (telephone or ISDN lines) or dedicated twisted wire pair communications cable which may be accompanied with coaxial cable or fiber-optic cable,

as shown on the plans. Communications with the central control must not interfere with the on-street detection of the VIVDS PROCESSOR.

## 2.12 BATTERY BACKUP SYSTEM (BBS)

- A. Battery Backup Systems shall be mounted shown on the plans. The location of each shall be as shown on the plan or as directed by the City.
- B. Battery Backup Systems to provide backup to the Controller and Traffic Signal Control shall be installed by one of the following methods:

- 1. Pole Mounted: The BBS Enclosure shall be capable of being Pole Mounted. The enclosure will house the batteries, UPS and bypass switches. The cabinet must meet the requirements for NEMA 3R enclosures. The housing must have the structure and bracket options to be easily attached to wooden, steel or concrete pole. Dimensions of the enclosure shall not exceed 27"H x 22" W x 18" D.

The complete enclosure and door must be made from .125" thick, 5052 aluminum. All external seams must be continuously welded. The door opening must have a double flange for weather sealing purposes.

- 2. Pad Mounted: The BBS Enclosure shall be capable of being Pad Mounted. The enclosure will house the batteries, UPS and bypass switches. The cabinet must meet the requirements for NEMA 3R enclosures. Dimensions of the enclosure shall not exceed 50"H x 17" W x 17" D. An eight (8) inch Riser shall be available for Stand-Alone Pad Mount installations.

The complete enclosure and door must be made from .125" thick, 5052 aluminum. All external seams must be continuously welded. The door opening must have a double flange for weather sealing purposes.

- 3. Side Mounted: The BBS configuration shall have the UPS Power Module installed into the existing traffic control cabinet along with the bypass manual/automatic transfer switch. The batteries shall be installed into its own side mounted battery compartment. The side mounted battery compartment will house the batteries, battery balancer and compartment fan. The cabinet must meet the requirements for NEMA 3R enclosures. The housing must have the dimensions so that it may easily be attached the side of a M, P or 332 Type cabinet. Dimensions of the enclosure shall not exceed 48"H x 20" W x 10" D. The side mounted battery compartment must not interfere with the opening of the traffic cabinet door.

The complete enclosure and door must be made from .125" thick, 5052 aluminum. All external seams must be continuously welded. The door opening must have a double flange for weather sealing purposes.

The battery side mount compartment will be mounted to the traffic control cabinet with six 8 hex head bolts, 1/4" x 20". All holes will be field drilled by the Contractor to accommodate the specific situation. A grommet must be supplied to protect the cable in a field drilled 1.5" to 2" hole for cable connection to the existing traffic controller. The Contractor will supply all the mounting hardware, bolts, washers, nuts, gaskets, bushings, grommets, caulking, etc., necessary to install the cabinet in a safe and weatherproof manner.

C. Battery Backup System shall consist of a complete Alpha Technologies BBS, or approved equal, and shall conform to the following.

1. Description.

Furnish an Outdoor Hardened Battery Backup System with a battery enclosure mounted as noted.

2. Materials.

Furnish, assemble, fabricate, or install new corrosion resistant materials in accordance with these specifications. Supply a "rack mounted" UPS unit, including a front panel with indicators and control switches, as shown on the plans.

3. Functional Requirements.

The following are the minimum requirements for a complete emergency battery backup system for use with Light Emitting Diode Traffic Signal Modules at intersections with NEMA, 170 or 2070 cabinets. The Battery Backup System (BBS) shall include, but not be limited to the following: Inverter/Charger, Batteries, a separate automatic and manually operated Bypass Switch and all necessary hardware and interconnect wiring. The BBS shall be capable of providing power for full run-time operation for an "LED -only" intersection (all colors: red, yellow, green and pedestrian heads) or flashing mode operation and intersection Red LED's. The BBS shall be designed for outdoor applications.

4. Enclosure Construction.

- a. Door. The cabinet must have a door to provide access to the complete cabinet interior. The door must include a continuous piano hinge made of 14-gauge stainless steel and a .120" diameter stainless steel hinge pin. The hinge must be attached to the enclosure and the door with close end pop rivets. The door must have a three (3) point locking mechanism with rollers at the ends for the latch rods. The key lock must be a Corbin cylinder lock with a #2 key. When the door is opened it must have stops at 90, and 130 degrees. A continuous neoprene

gasket must be used to weatherproof the enclosure when the door is closed.

- b. Ventilation Fan. A fan must be mounted in the air baffle at the top of the cabinet with an air outlet built into the overhang. The fan must be thermostatically controlled. The bottom of the door must be louvered to allow airflow. A removable dust filter must be located behind the vent.
- c. Finish. The enclosure shall be a natural aluminum or painted ASA 61 Gray.
- d. Features. An “On Battery” factory installed high impact red light option shall be available for the enclosure. The “On Battery” LED shall operate off of the DC voltage of the UPS to notify that the UPS is on batteries without opening of the door. The lamp will be wired to and controlled by the UPS power module. The enclosure shall be designed to rack mount the UPS and Fail Safe ATS transfer switch. When the UPS is mounted into the enclosure it must be mounted to accommodate straight-on horizontal viewing of the LCD screen on the UPS.
- e. Generator Connection. An optional factory installed flush mount generator compartment with neoprene gaskets for weatherproofing shall be available for the enclosure. The generator compartment shall include a locking 30 amp plug, L5-30FI, for connecting of a portable AC generator. A manual transfer switch shall be mounted within the generator compartment to allow for transferring from utility power to generator power. The generator door will provide a cable slot to allow for closing of the door when the generator is plugged in and to lock the cable inside of the compartment. The door will include a Corbin Type 2 lock.

## 5. Battery System.

- a. Individual batteries shall be:
  - Voltage rating: 12V type
  - Amp-hour rating: 100 amp-hour minimum
  - Group size: 31
  - Batteries shall be easily replaced and commercially available off the shelf.
- b. Batteries used for BBS shall consist of 4 batteries. All batteries must meet their specifications out of the box immediately after the initial 24-

hour top off charge. Batteries that require cycling to meet the AH rating specifications are not acceptable.

- c. Batteries shall be deep discharge, sealed prismatic lead-calcium based GEL/VRLA Gelled Electrolyte/ Valve Regulated Lead Acid). Batteries designed for Cycle applications, such as Solar, are not acceptable. The battery must be designed for Standby Applications.
- d. Batteries shall have a discharge operating temperature range of – 40 °C to +71 °C.
- e. Batteries shall have a Manufactures Warranty of 4 Years Full Replacement plus 1 additional year when a battery balancer is used. The warranty shall cover any battery that does not meet 80% of its original reserve capability during the warranty period.
- f. The batteries shall be provided with appropriate interconnect wiring for the cabinet into which they will be installed.
- g. Batteries shall indicate maximum recharge data and recharging cycles.
- h. Battery Harness
  1. Battery interconnect wiring shall be via two-part modular harness.
  2. Part I shall be equipped with red (+) and black (-) 30.48 cm (12") cabling that can be permanently connected to the positive and negative posts of each battery. Each red and black pair shall be terminated into an Anderson style Power Pole connector or equivalent.
  3. Part II shall be equipped with the mating Power Pole style connector for the batteries and a single, insulated Power Pole style connection to the inverter/charger unit. Harness shall be fully insulated and constructed to allow batteries to be quickly and easily connected in any order to ensure proper polarity and circuit configuration.
  4. Power Pole connectors may be either one-piece or two-piece. If a two-piece connector is used, a locking pin shall be used to prevent the connectors from separating.
  5. All battery interconnect harness wiring shall be UL Style 1015 CSA TEW or Welding Style Cable or equivalent, all of proper gauge with respect to design current and with sufficient strand count for flexibility and ease of handling.



6. Battery terminals shall be covered and insulated with molded boots so as to prevent accidental shorting.
  - i. Battery Balancer: The battery balancer shall be provided that automatically balances the battery charge voltage on all batteries in the string to within  $\pm 100\text{mV}$  between any two batteries. The Balancer shall allow for any single 12V battery within the battery string to be replaced at any time throughout the warranty period and not require the purchase of new batteries, to install the battery covered under the warranty.
6. BBS Operation.
- a. The BBS shall provide a minimum four (4) hours of full run-time operation at 500 watts with an additional nine (9) hours of Red Flash operation at 125 watts. Typical values for a "LED-only" intersection. The inverter, when on batteries, shall operate with a minimum efficiency of 84% with a load ranging from 25% to 90% of the BBS total output rating. The BBS shall operate at 98% or higher when operating under normal condition (utility power is available).
  - b. The BBS, for safety and efficiency shall operate with a nominal 48 VDC buss. A DC level higher than 56 VDC shall be considered unsafe and not acceptable.
  - c. The maximum transfer time allowed, from disruption of normal utility line voltage to stabilized inverter line voltage from batteries, shall be 5 milliseconds. 5 milliseconds maximum allowable transfer time shall also apply when switching from inverter line voltage to utility line voltage.
  - d. The BBS shall include a rack mounted Fail Safe Automatic/Manual Bypass Switch for bypassing the UPS for maintenance. The FS-ATS bypass switch will be a 3-stage configuration, UPS Normal mode, bypass UPS on and bypass UPS off. The FS-ATS Bypass Switch shall mount in a 19" rack inside of the BBS side mount enclosure.
  - e. The BBS shall provide the user with 6-sets of normally open (NO) and normally closed (NC) single-pole double-throw (SPDT) individually programmable dry relay contact closures, available on a front panel-mounted terminal block, rated at a minimum 120V/1A, and labeled so as to identify each contact.
    1. One set of NO and NC contact closures shall be energized whenever the unit switches to battery power. Contact shall be labeled or marked "On Batt."

2. A second and third set of NO and NC contact closures shall be energized whenever the battery approaches approximately 40% of remaining useful capacity. Contact shall be labeled or marked "Low Batt." This setting must be adjustable from 10% to 90% via the RS232 connection.
  3. A fourth set of NO and NC contact closures shall be energized two hours after the unit switches to battery power. Contact shall be labeled or marked "Timer." This setting must be adjustable from 1 Min. to 8 Hours via the RS232 connection.
  4. A fifth set of NO and NC contact closures shall be energized in the event that an Alarm condition occurs. Contact shall be labeled "Alarm".
  5. A 48 VDC output shall be provided for operating an external fan. This output can also be factory configured as a dry contact
  6. Relay contact activation shall be annunciated on the front panel via a visual indication. This can be either discreet LED, or part of LCD screen, etc.
- f. The BBS shall have two (2) independently programmable timers 0 to 8 hours with two (2) times-of-day restrictions on each timer, providing dry contacts to provide Red Flash operation at user definable times of day.
  - g. The BBS shall provide 3 user inputs to support Intrusion Alarm, Emergency Power Off (EPO) and external Self Test (Battery Test).
  - h. Operating temperature for both the inverter/charger, and manual bypass switch shall be  $-40^{\circ}\text{C}$  to  $+74^{\circ}\text{C}$  with a load of 850 watts.
  - i. The Fail Safe ATS Bypass Switch shall be rated at 240VAC/30 amps, minimum
  - j. The BBS shall use a temperature-compensated battery charging system. The charging system shall compensate over a range of 2.5 – 6.0 mV/  $^{\circ}\text{C}$  per cell. The temperature sensor shall be external to the inverter/charger unit. The temperature sensor shall come with 3 meters (9'10") of wire. .
  - k. Batteries shall not be recharged when battery temperature exceeds  $50^{\circ}\text{C} \pm 3^{\circ}\text{C}$ .
  - l. BBS shall bypass the utility line power whenever the utility line voltage is outside of the following voltage range: 85VAC to 175VAC ( $\pm 2\text{VAC}$ ). During a utility input from 85 VAC to 175 VAC the UPS shall utilize its

internal double buck, double boost regulation to maintain a 108 to 131 VAC output to the controller cabinet, without the use of the batteries. The BBS shall go into Boost Mode 1 when the AC Line voltage reaches below 110 VAC, +/- 2volts. When the AC line drops below 96 VAC, +/- 2 volts the BBS shall go into Boost Mode 2. When the AC line voltage reaches 131volts, +/- 2volts the BBS shall go into Buck Mode 1. When the AC Line voltage reaches 150 volts the BBS shall go into Boost Mode 2.

- m. When utilizing battery power, the BBS output voltage shall be between 110 VAC and 128 VAC, pure sine wave output,  $\leq 3\%$  THD, 60Hz  $\pm$  3Hz.
- n. BBS shall be compatible with NEMA, 170 or 2170 Controllers, and cabinet components for full time operation. All loads to the maximum rating of the BBS shall be powered through the BBS system to utilize the UPS internal Buck/Boost regulation.
- o. In cases of low (below 85VAC) or absent utility line power, when the utility line power has been restored to normal for more than 3 seconds, the BBS shall transfer from the Boost Regulation Mode or the battery backed inverter mode back to utility line mode.
- p. In cases of high utility line power (above 175VAC), when the utility line power has been restored to normal for more than 3 seconds, the BBS shall transfer from the Buck Regulation Mode or battery backed inverter mode back to utility line mode.
- q. BBS shall be equipped to prevent a malfunction feedback to the cabinet or from feeding back to the utility service. For conformation the UPS module must be UL/CSA approved and labeled. "Tested to" or "Built to" UL/CSA is not acceptable.
- r. In the event of inverter/charger failure, battery failure or complete battery discharge, the Fail Safe Transfer Switch shall revert to the NC (and de-energized) state, where utility line power or generator power, if available, is connected to the cabinet.
- s. Recharge time for the battery, from "protective low-cutoff" to 90% or more of full battery charge capacity, shall not exceed eight (8) hours, unless limited by the Temperature Regulated charger due to excessive battery heat that could damage the integrity of the battery string.
- t. Batteries shall be Deep Discharge Gel Type Valve Regulated Lead Acid Battery and compatible with the Battery charger.

#### 7. Maintenance, Displays, Controls and Diagnostics.

- a. The BBS shall include a display and /or meter to indicate current battery charge status and conditions.
  1. The BBS shall provide voltmeter standard probe input-jacks (+) and (-) to read the exact battery voltage drop at the inverter input.
- b. The BBS shall have lightning surge protection compliant with IEEE/ANSI C.62.41.
- c. The BBS shall be equipped with an integral system to prevent battery from destructive discharge and overcharge.
- d. The BBS and batteries shall be easily replaced with all needed hardware and shall not require any special tools for installation.
- e. The BBS shall display via an LCD panel to indicate the number of times the BBS was activated and the total number of hours the unit has operated on battery power. The LCD display shall show the UPS mode, Alarm status, Input and output voltages, Output current, Battery voltage, battery charger current and last event. It shall allow for programming of the battery charger from 3, 6 and 10 amp charger setting.
- f. The BBS shall include two separate communication ports on the front panel of the UPS, a factory installed internal Ethernet port for SNMP/WEB communications along with an RS 232 port for local communications.
- g. The BBS shall include a Microsoft Windows® Graphical User Interface for programming and monitoring the BBS. This must be provided in addition to the use of Hyper Terminal and provided at no cost.
- h. Manufacturer shall include a set of operator's manuals with each BBS.
- i. The BBS shall provide the ability to manage daylight savings time automatically.
- j. The BBS temperature reporting shall be selectable, Celsius or Fahrenheit.
- k. The BBS shall have the ability to update the firmware via the Web Pages.
- l. The BBS shall be capable of reporting the date in either number or text format in any order of day, month and year.

- m. The BBS shall have battery runtime reporting integration based on the current rate of consumption via a selectable collection of common batteries and via generic configuration with editable Peukert's number.
- n. The BBS shall display the MAC address locally and remotely.
- o. The BBS shall display the unit serial number locally and remotely.
- p. The BBS shall display the record the power consumed by the load. (KW)
- q. The BBS shall have a user input selectable alarm. An alarm shall be sent via SNMP when activated.
- r. The BBS shall have a remote shutdown / reboot via SNMP feature.
- s. The BBS shall have up to 255 COM ports available on the RS-232.

## 2.13 STANDARD STREET LIGHTING

- A. Standards for lighting shall be in accordance with Section 56-3 of the Caltrans Standard Specifications, and with Caltrans Standard Plans ES-6A through ES-6G.
- B. All pole hardware nuts, bolts, and screws shall be stainless steel. Mounting bolts, nuts, and screws shall be galvanized.
- C. A No 5 pullbox shall be installed at each light pole, Pullbox lid shall have "LIGHTING" stamped in lid.
- D. A photo cell shall be installed on each fixture.
- E. Each light fixture shall have a fuse
- F. Street lighting conduit shall have a minimum coverage of 24 inches.
- G. Use 8-foot luminaire arm for roadways less than 40 feet in width, and 15-foot luminaire arm for roadways 40 feet or more in width.
- H. A photocell shall be installed in each fixture for un-metered electrical service installations.
- I. A photocell shall be installed in service assembly for metered electrical service installations.
- J. City of Pittsburg Approved "Cobra Head" Fixtures
  - 1. "CREE" (RSW SERIES, MEDIUM) RSWL – A – HT – 3ME – 14L – 40K7 – UL – GY – N - Q

- K. In general, the approved above fixtures shall be used on the following roadway classifications (IESNA RP-8 Report). The specific fixture selected shall be used in a photometric analysis and approved by the City.
  - 1. Local residential streets.
  - 2. Local commercial and collector residential streets (up to 40 feet wide).
  - 3. Collector commercial streets (up to 40 feet wide).
  - 4. All major streets (over 40 feet wide).
  - 5. All expressway streets (over 40 feet wide).
- L. Single Fixture Street Light Pole shall be "HAPCO" Drawing Number B101150, or approved equal (see table for arm length)

## 2.14 DECORATIVE STREET LIGHTING

- A. Standards for lighting shall be in accordance with Section 56-3 of the Caltrans Standard Specifications, and with Caltrans Standard Plans ES-6A through ES-6G.
- B. All pole hardware nuts, bolts, and screws shall be stainless steel. Foundation mounting bolts, nuts, and screws shall be galvanized.
- C. A No 5 pullbox shall be installed at each light pole, Pullbox lid shall have "LIGHTING" stamped in lid.
- D. A twist lock photo cell shall be installed on each fixture for un-metered electrical service installations
- E. A twist lock photo cell shall be installed in service assembly for metered electrical service installations.
- F. Each light fixture shall be fused.
- G. Steel tenon base anchorage shall be used in twin-fixture decorative lighting pole with pole height greater than 10' and/or with banner attached.
- H. "Old Town" boundary includes all streets (both sides) within the perimeter of and including Black Diamond Street, East Third Street, Cumberland Street, and East Tenth Street.
- I. City of Pittsburg Approved "LED" Decorative ("Acorn") Post Top Light Fixture (Single or Double)
  - 1. "Cyclone Lighting" Catalog # CYT13T4 – VS3ARP – 5 – 50W – 4K – 120 – EV1 – DCP – F2AP – PTDR – SQ – CP1 – BK - TX (For installations outside of "Old Town" boundary)
  - 2. "Cyclone Lighting" Catalog # CYT13T4 – VS3ARP – 5 – 50W – 3K – 120 – EV1 – DCP – F2AP – PTDR – SQ – CP1 – BK - TX (For installations within "Old Town" boundary)

- J. City of Pittsburg Approved Decorative Luminaire Pole
  - 1. "Cyclone Lighting" Catalog # PD12-\*-GFIC2-BK-TX (single head)
  - 2. "Cyclone Lighting" Catalog # PD12-\*-T12-GFIC2-B-TX (double head)
  - 3. "\*" - Pole height to be determined by the Engineer
- K. City of Pittsburg Approved Decorative Bracket
  - 1. "Cyclone Lighting" Catalog # CP2408-C2-T12-BK-TX (double head)
  - 2. "Cyclone Lighting" Catalog # BA2-4-24-A-P-D2-BK-TX (pole banner)
- L. City of Pittsburg Approved Park/Pathway Luminaire Pole, Fixture, and Base Cover
  - 1. "Cyclone Lighting" Catalog "CREE" (EDGE SERIES) ARE-EDR-5M-R6-06-E-UL-BK-40K-525-P ("LED" Light Fixture)
  - 2. "Cyclone Lighting" Catalog # PA40-12-TN32-BK-TX-R30 (Luminaire Pole)
  - 3. "Cyclone Lighting" BD11-BK-TX (Base Cover)

## 2.15 PULL BOXES

- A. Pull boxes shall be in accordance with Section 86-1.02C "Pull Boxes," of the Caltrans Standard Specifications and Caltrans Standard Plan ES-8A and ES-8B.
- B. Pull boxes shall be installed at the locations shown on the plans or, in long runs, they shall be spaced at not over 200 feet. It shall be the option of the Contractor, at its expense and subject to the approval of the City, to install additional pull boxes that he may desire to facilitate the work.
- C. Where practical, pull boxes shown in the vicinity of curbs shall be placed adjacent and level with the back of curb. Pull boxes shall be installed with the long side parallel to the curb. Pull boxes shall not be installed in any part of a driveway or other traveled way unless otherwise specified.
- D. The bottom of the pull box shall rest firmly on a 12-inch-thick bed of 1-inch max crushed rock extending 6 inches beyond the outside edges of the pull box.
- E. Concrete pull box covers to be installed in street lighting systems shall be inscribed "STREET LIGHTING" "HIGH VOLTAGE" for circuits over 600 volts. For 120 volt or 80 volt circuits, cover shall be inscribed with the applicable voltage.
- F. Concrete pull box covers to be installed in signal systems, or combined signal and low voltage lighting systems, shall be inscribed "TRAFFIC SIGNALS." Concrete pull box covers for underground service points, where both traffic signals and street lighting jointly occupy the same box, shall be inscribed "TS-SL."

## 2.16 CONDUIT

- A. All conductors shall be run in conduit except where they are inside standards, or for overhead and temporary installations or otherwise specified.
- B. Conduits shall be of the size indicated on the plans. It shall be the option of the Contractor to use larger conduit than that specified, provided that where such substitution is made, it shall be for the entire length of the conduit run. No reducing fittings will be permitted.
- C. Detector or street lighting conduit shall be 1-inch nominal size. Direct interconnect or utility service conduit shall be 1-1/2 inches nominal size. Traffic signal conduit shall be 2 inches nominal size minimum, except conduit from the standard to an adjacent pull box may be 1-1/2 inches unless otherwise specified.
- D. All conduit shall be the rigid galvanized steel type unless otherwise specified. Where non-metallic conduit is specified, it shall be Schedule 40 PVC when concrete-encased or Schedule 80 PVC when direct buried.
- E. Conduit and conduit fittings shall be galvanized by the hot-dip, electrodepositing, or metallizing process. Galvanized conduit shall conform to standards for rigid steel conduit as specified by Underwriters' Laboratories, Inc., and shall bear the Underwriters' label on each length.
- F. The ends of the conduit shall be free of burrs and rough edges. Ends of conduit shall be properly coupled. Running threads, threadless connectors or threadless couplings will not be permitted.
- G. The maximum bend of a conduit shall be 90° and the minimum radius of a factory bend shall be 12 inches (305mm).

## 2.17 CONDUCTOR AND WIRE

- A. Copper wire shall conform to the applicable portions of ASTM B3 and B8. Wire sizes shall be based on American Wire Gauge (AWG).
- B. Conductors for series street lighting systems shall be No. 8 AWG solid copper wire insulated with 0.110-inch thickness Polyethylene insulation. Standard S-61-402 of Insulated Power Cable City Association, and designated for operation at 5,000 volts.
- C. Where isolating transformers or ballasts are used, the secondary conductors from transformer to luminaire shall be insulated NO. 10 AWG solid copper wire. Multiple circuit conductors shall be of a size indicated on the plans. Insulation for such conductors shall be rated and UL approved for 600-volt operation, and shall be standard THHN Type. Grounding conductors shall be stranded soft drawn



bare copper of the size indicated on the drawings. Insulated ground wires shall be permitted in raceways and shall be THHN Type with green insulating jacket.

## 2.18 SERVICE

- A. The Contractor shall furnish and install all material and equipment necessary to complete the electrical connection between the terminating point of the serving utility and the electrical system as shown on the plans or otherwise required.
- B. Service equipment and enclosures shall be in accordance with Caltrans Standard Plans ES-2A through ES-2G.
- C. For series street lighting systems served from overhead circuits, a switch of 5,000-volt rating shall be connected to control each circuit. The switch shall be enclosed in a NEMA Type 3R, 18-inch by 24-inch by 6-inch terminal box. The terminal box shall be fitted with a cover permanently inscribed "DANGER - HIGH VOLTAGE." The cover shall be attached to the box to form a rain-tight plate and shall require tools for removal. The terminal box shall be installed not less than 10 feet above the ground.

## PART 3 - EXECUTION

### 3.1 MAINTAINING EXISTING AND TEMPORARY ELECTRICAL SYSTEMS

- A. Existing electrical systems, or temporary replacements thereof, shall be maintained in effective operation by the Contractor during the progress of the work. The Contractor shall notify the Project Manager at least two working days prior to performing work on existing systems.
- B. Before commencing the work, the Contractor shall submit in writing to the Project Manager a description and detailed schedule of the intended operations relative to keeping the traffic signals, traffic signal interconnect, and street lights in operation.
- C. The Contractor shall furnish and install whatever temporary or permanent conduit, overhead and other wiring and equipment as necessary, shall make all connections and do other work necessary to maintain normal signal and street lighting operation and at the conclusion of the need therefore, shall remove all temporary facilities from the site.
- D. Temporary wiring as described herein shall not apply to circuits exceeding 150 volts to ground.
- E. Temporary wiring may be either overhead or underground conductors. All temporary overhead conductors shall be slack-spanned with 20-foot minimum

overhead clearance across thoroughfares and 12-foot minimum clearance above sidewalk areas. No temporary conductor may run on top of the ground or across any sidewalk area unless adequately protected in an electrical raceway. Overhead conductors shall be multi-conductor cable or single conductors, securely tied or taped at intervals not to exceed 5 feet. No spare conductors are required. All splices within 10 feet above ground level shall be enclosed in metal junction boxes. Splices made at ground level shall be enclosed in pull boxes.

- F. Temporary traffic signal heads shall provide a minimum of 2 clearly visible signal faces for traffic from each direction, one being adjacent to the left side of the traveled way and one being adjacent at the right side of the traveled way. The exact location and any additional signal faces shall be determined by the City. All temporary signals shall be securely mounted at approximately a 10-foot height and wood poles, platform standards, or semi-permanent structures. Mast arms, where required, shall provide a minimum clearance of 17 feet from the traveled way to the bottom of the signal. All primary and mast arm signals shall have back-plates. All mast arm signals and arrow indications shall be 12-inch size.
- G. When traffic signal shutdown is permitted by the City, it will be for a two-hour period between 9 a.m. and 2 p.m. Work necessitating longer periods of time may be authorized by the Project Manager. Preliminary work associated with the shutdown shall be done prior to the actual shutdown in order to minimize the amount of time necessary for the completion of the work. Sufficient manpower and equipment shall be employed by the Contractor to minimize the shutdown period. Once a shutdown is in effect, all work shall be diligently pursued without interruption until the signals are back in normal operation. Delays in effecting the shutdown by the City shall not constitute shutdown time for the Contractor.
- H. In all cases, shutdown flashing operation, and turn-on must be requested at least 24 hours in advance and must be approved by the City.
- I. Contractor shall provide flagmen where necessary to handle traffic safely.
- J. The Contractor shall temporarily relocate existing City-owned equipment if the present location of equipment conflicts with an installation of this contract.
- K. The Contractor shall be completely responsible for the maintenance and continuity of operation of any temporary electrical facility installed by the Contractor.
- L. Disconnection of any existing or temporary streetlights shall not be permitted until the new equipment has been tested and properly adjusted.
- M. Lamps (LEDS) in traffic signal heads installed or relocated by the Contractor that burn out during the life of the contract shall be replaced by the Contractor with new approved traffic signal rated lamps.

- N. Lamps in street light luminaires installed, relocated or worked on by the Contractor that burn out during the life of the contract shall be replaced by the Contractor with new, equal lamps.
- O. The cost of electrical energy for any temporary facility will be borne by the City but the Contractor shall bear all costs of any temporary service connections.
- P. All work and expenses for maintenance of existing traffic signal and streetlights in operation shall be done as incidental work to traffic signal work of this contract.

### 3.2 REMOVING, REINSTALLING OR SALVAGING ELECTRICAL EQUIPMENT

- A. Removing, reinstalling or salvaging electrical equipment shall be in accordance with Section 87-21 "Existing Electrical Systems," of the Caltrans Standard Specifications and the Technical Specifications.
- B. Unless otherwise specified, conductors, standards, electrical equipment, and foundations not to be reused shall become the property of the Contractor and shall be removed from the jobsite. Any salvage value shall be reflected in the Schedule of Values. All conduit abandoned in place shall be terminated at least 12 inches below the finished grade.
- C. Care shall be exercised in removing equipment to be reused or salvaged so that it will remain in the condition existing prior to its removal. The Contractor will be required to replace, at its expense, any equipment which has been damaged or destroyed by its operations.
- D. All salvaged equipment shall be coordinated and delivered to the City of Pittsburg's Corporation Yard, 357 E. 12th Street, Pittsburg, CA 94565. Contractor responsible for equipment to load, haul and offload materials as directed by the City at the Corporation Yard.

### 3.3 EXCAVATION AND BACKFILL

- A. The excavations required for the installation of conduit, foundations and other equipment shall be performed in such a manner as to cause the least possible damage to the streets, sidewalks and other improvements. The trenches shall not be excavated wider than necessary for the proper installation of the electrical equipment or foundations. Excavating shall not be performed until just prior to installation of equipment. The material from the excavation, shall be shall be placed in a location to cause the least obstruction to surface drainage and vehicular and pedestrian traffic. Refer to [Section 31 23 16 – Utility Trenching](#).
- B. Where excavations are required in parkways and lawns, existing sod shall be removed and preserved by the Contractor. After backfilling, the sod shall be replaced and the entire area restored to original grade and condition or better.

- C. Where excavations are required in concrete sidewalk, cuts and joints shall conform with the applicable provisions regarding concrete.
- D. After backfilling, excavations shall be kept well filled and maintained in a smooth and well-drained condition until permanent repairs are completed.
- E. At the end of each day, and at all other times when construction operations are suspended, all equipment, material and debris shall be removed from that portion of the right of way open for vehicular and pedestrian traffic. Barricades shall be erected at all excavations not backfilled or finished to final grade. Such shall conform with OSHA requirements.
- F. All excavations, including those resulting from removal of existing equipment as specified or on the plans, shall be backfilled and the surface restored to match existing improvements in conformance with the applicable requirements concerning such work. The work in the street or highway shall be performed in such a manner that not more than one lane of traffic is restricted in either direction at any time, unless approved by the City.

#### 3.4 FOUNDATION CONSTRUCTION

- A. All work shall conform to line elevation and grade as shown on the plans required by the utility or as established by the City.
- B. The foundations shall be constructed in a single placement of concrete of the class specified. The bottom of the foundations shall rest securely on firm, undisturbed ground. When a firm footing cannot be obtained at the depth shown on the plans, or where the foundation cannot be constructed to standard dimensions because of an obstruction, the foundation shall be installed as directed by the City.
- C. Where forms are required because of soil conditions or grade, they shall be true to line and grade, firmly braced and secured in place, and shall not be removed until the concrete has set.
- D. Foundations shall cure for 7 days before installing any equipment.
- E. Wherever the edge of a concrete foundation extends within 18 inches of any existing concrete improvement, a concrete slab with a minimum thickness of 4 inches shall be extended to meet such improvement.
- F. The foundation cap shall be of similar color, finish and material as the adjacent sidewalk. It shall be a minimum of 4 inches thick and shall be placed after the standard is set in final position.
- G. All anchor bolts, nuts and washers, including those required for existing standards to be relocated, shall be furnished by the Contractor.

### 3.5 TRAFFIC SIGNAL POLE INSTALLATION

- A. Standards, poles, pedestals, and posts shall be installed in accordance with Caltrans Standard Specification 87-1.03J.
- B. Plumbing of standards shall be accomplished by adjusting the nuts and the anchor bolts before the foundation cap is placed. Shims or other similar devices for plumbing or raking will not be permitted. After plumbing the standard, anchor bolts shall be cut off 1/4 inch above the nuts and the exposed surfaces shall be repaired with cold galvanizing paint.
- C. Holes left in the shafts of existing standards due to removal of equipment, shall be repaired by either welding a suitable disc, grinding smooth, and painting as provided for repairing damaged galvanized surfaces elsewhere specified or grouting to match existing texture and color.

### 3.6 SIGNAL HEAD INSTALLATION

- A. Install as per manufacturer's instructions.
- B. Signal heads shall not be installed at any intersection until all other signal equipment, including the controller, is in place and ready for operation at that intersection, except that signal heads may be mounted if the faces are turned away from traffic or are covered.
- C. Signal heads shall be located and aimed as shown on the plans or as directed by the City. Mounting location and standards shall be as shown or as directed by the City.
- D. After installation, prior to signal operation, all signal heads shall be "bagged". Plastic sheeting and duct tape are not allowed.

### 3.7 CONDUIT INSTALLATION

- A. All threads shall be treated with approved joint compound before fittings are placed thereon. Where the galvanized coating of conduit or fittings has been injured in handling or installing, such damaged areas shall be thoroughly painted with a rust preventive paint.
- B. Conduit shall be installed in accordance with Caltrans Standard Specification 87-1.03B "Conduit Installation".
- C. In any case where a different depth is required to meet the controlling utility agency

- D. requirements, Contractor shall comply with said utility specifications at no additional cost to the City.
- E. Conduit laid in open trench shall not be covered nor shall any trench or inspection hole be backfilled until the installation has been approved by the City.
- F. Conduit shall be placed under existing pavement by jacking or drilling methods. Pavement shall not be disturbed without permission from the City. Jacking or drilling pits shall be kept 2 feet clear of the edge of any type of pavement wherever possible.
  - 1. Excessive use of water, such that pavement might be undermined, or softened, will not be permitted.
  - 2. Jacking pits adjacent to railroad tracks shall be constructed not less than 12 feet from the center line of track or as otherwise required by the railroad agency concerned.
  - 3. When the jacking pit is left overnight, it shall be covered with substantial planking.

### 3.8 WIRING

- A. Wiring shall be done in conformance with all applicable Regulations and Codes and the requirements herein.
- B. Wiring shall be installed in accordance with Caltrans Standard Specification 87-1.03F "Conductors and Cable Installation".
- C. The Contractor shall investigate and conform the installation connections to any utility services, shall meet the specifications of the utility agency involved. In case of conflict, the utility specifications shall control and the Contractor shall comply in all respects at no additional cost to the City.
- D. Connectors and terminals for use with aluminum utility power service conductors shall be aluminum and shall be greased with an approved inhibitor.
- E. Where low-voltage conductors are run in standards containing high-voltage conductors, either the low-voltage or the high-voltage conductors shall be encased in flexible or rigid metallic conduit, to a point where the two types of conductors are no longer in the same raceway.
- F. Conductors shall be pulled by hand. Winches or other power-actuated pulling equipment shall not be used. Only approved lubricants may be used in placing conductors in conduit.

- G. Splices, where allowed, shall be made only in pull boxes and standard bases. Conductors shall be joined by the use of a connector approved by the City. The splice shall be capable of satisfactory operation under continuous submersion in water.
- H. Conductor insulation shall be well penciled, trimmed to conical shape, and roughened before applying splice insulation. Splice insulation shall consist of layers of vinyl chloride electrical insulating type, conforming to ASTM D2301, Type I, applied to a thickness equal to and well lapped over the original insulation.
- I. Small permanent identification bands shall be marked as specified. The bands shall be securely attached to conductors in pull boxes and near the termination of each conductor. Where circuit and phase are clearly indicated by conductor insulation, bands need not be used. Permanent identification bands shall be embossed, 6 mil oil resistant polyvinyl chloride tape with pressure-sensitive backing. Tape shall be of a type such that symbols contrast with the background color.

### 3.9 BONDING AND GROUNDING

- A. Metallic cable sheaths, metallic conduit, non-metallic conduit grounding wire, ballast and transformer cases, service equipment, sign switches, anchor bolts, end metal standards that form a continuous system shall be effectively grounded. Bonding and grounding jumpers shall be copper wire or copper strap of the same cross-sectional area as No. 8 AWG for all systems, except where noted herein.
- B. Grounding of metallic conduit, service equipment and neutral conductor at service points shall be accomplished as required by the applicable Code and the serving utility, except that grounding conductors shall be No. 6 AWG copper wire.
- C. For bonding purposes in all non-metallic type conduit, a bare No. 8 AWG copper wire shall be run continuously in all circuits.
- D. Bonding of standards shall be accomplished by means of a No. 8 AWG bonding wire attached from a grounding bushing to a foundation bolt or to a 3/16 inch, or larger, brass or bronze bolt installed in the lower portion of the standard.
- E. Bonding of metallic conduit in non-metallic pull boxes shall be by means of copper strap or galvanized grounding bushings and bonding jumpers.
- F. The metallic conduit or bonding conductor system shall be securely grounded, at intervals not to exceed 500 feet, to one of the following:
  - 1. A 1-inch galvanized pipe driven to a depth of 8 feet and having its upper end not more than 3 inches above the conduit, or

2. A minimum 1/2-inch by 8-foot copper weld rod driven to a depth of 7 feet 9 inches. On wood poles, all equipment mounted less than 10 feet above ground surface shall be grounded.

### 3.10 INDUCTIVE LOOP INSTALLATION

- A. The 2 leads for each loop shall be installed as a pair in a common saw slot. The detector loop leads may share a common saw slot with leads from other detector loops. However, the detector loop leads shall not cross any loops and shall not be installed within 20 inches of any other lead. The lead in cable shall consist of No. 21 AWG-UF twisted pair and be continuous from the pull box where connections are made to the inductive detector loops to the cabinet containing the sensor units for the loops.
- B. The Contractor shall make continuity and insulation resistance tests after installation on both inductive detector leaps and lead-in cables. The measurement shall be made using the conduit system as ground and with the shield (if any) of the lead-in grounded.
- C. Slots ¼-inch minimum width shall be cut in the pavement, blown clean and dried before installing inductive loop detectors. 18-inch corner cutoffs shall be provided on all loops.
- D. After conductors are installed in the slots cut in the pavement, the slots shall be filled with epoxy sealant, "Epoxy Sealant for Inductive Loops (Caltrans Standard Specification 80/40-01E-06,") to within 1/8 inch of the pavement surface. The sealant shall be at least 1/2 inch (13mm) thick above the top conductor in the saw cut. Before setting, surplus sealant shall be removed from the adjacent road surfaces without the use of solvents.
- E. The loops shall be joined in the pull box in combination of series and parallel so that optimum sensitivity is obtained at the sensor unit. Final splices between loops and lead-in cable shall not be made until the operation of the loops under actual traffic conditions is approved by the City.

### 3.11 VIDEO DETECTION SYSTEM INSTALLATION AND TRAINING

- A. The supplier of the video detection system must supervise the installation and testing of the video and computer equipment. .
- B. Instruction personnel are required to be certified by the equipment manufacturer. The User's Guide is not an adequate substitute for practical, classroom training and formal certification by an approved agency.
- C. Formal levels of factory authorized training are required for installers, contractors and system operators. All training must be certified by the manufacturer.



- D. The sensing elements shall be placed in the bottom of the holes, in a vertical position, and the holes shall be filled with clean dry sand to approximately 3 inches below the pavement surface.
- E. The epoxy sealant for the slots and holes shall be Caltrans Standard Specification 8040-O1E-06 and the holes shall be filled with the epoxy sealant.

### 3.12 TRAFFIC SIGNAL CONTROLLERS AND CABINET ASSEMBLIES

- A. Prior to delivery, each controller and cabinet assembly shall be assembled and tested by the controller manufacturer or authorized local distributor to ensure proper component integration and operation. The vendor shall provide certification that the cabinet and controller assembly has met all applicable Caltrans quality assurance tests. Approval certificates for each controller and cabinet assembly shall be delivered at the time the controller units and related components are delivered.
- B. The City reserves the right to reject an entire shipment of controller/cabinet assemblies if ten percent or more of the total number (sample included) prove to be defective within a thirty (30) day period after installation, or fail any performance test.
- C. The Contractor shall install each cabinet directly to a controller foundation in the field. The Contractor shall perform the final signal wire terminations by connecting the field wires to the appropriate terminal locations in the controller cabinet as required preparatory work prior to activation. All field wires shall be labeled per this Section as part of the preparatory work.
- D. Installing New Anchor Bolts into Existing Foundations: The Contractor shall drill new holes for anchor bolts and install anchor bolts with approved materials (see Part 2 for approved bolt and anchor material). The bolts should extend above the concrete by 1.5" (2" max). The depth below the surface of the concrete should be 10-10.5" for epoxy or 6.5 to 7" for the mechanical anchor.

### 3.13 CABINET EQUIPMENT INSTALLATION

- A. The Contractor shall install interior cabinet equipment per the Plans, and as further directed by the Project Manager. The equipment shall be securely fastened to a shelf, wall or rail, i.e. it shall not be left free-standing unless otherwise noted or directed by the Project Manager. The Contractor shall provide training on the setup, configuration, and operation of all equipment.

### 3.14 PAINTING OF WORK FURNISHED AND INSTALLED OR WORKED ON UNDER THIS CONTRACT

- A. All electrical equipment furnished and installed by the Contractor shall not be painted unless otherwise noted on the plans or in these specifications. If electrical equipment is specified to be painted in the plans or in these specifications, the equipment shall be factory painted.
- B. All painted equipment which has been relocated shall be repainted as directed by the City. All paint used on the job site shall be provided in the original container identifying the grade, trade name, number and manufacturer, and shall conform to the requirements of specifications on painting, or as directed by the City.
- C. All paint shall be applied evenly and smoothly by skilled craftsmen by either hand brushing or approved spraying equipment, allowing no surplus to accumulate, except that no spraying shall be done at the job site. The work shall be done in a neat and workmanlike manner, and the use of brushes for the application of paint shall be required when paint spraying proves to be unsatisfactory or otherwise objectionable.
- D. The thickness of each paint coat (two required) shall be limited to that which will result in uniform drying throughout the paint film. Skips, holes, thin areas, or other deficiencies in any one coat of paint shall be corrected before the succeeding coat is applied.
- E. The final coat of paint shall present a sags or excessive brush marks, smooth surface, uniform in color, free of runs.

### 3.15 MAINTENANCE, RELOCATION, AND REMOVAL OF EXISTING TRAFFIC CONTROL, STREET NAME, AND OTHER CITY SIGNS

- A. Before commencing any work, the contractor shall submit completed Sign Inventory Forms as part of the Traffic Control Plan submittal.
- B. The Contractor shall temporarily relocate all traffic control, street name, and other City signs, as required for the prosecution of the work and to prevent interference with traffic signal installations, and shall satisfactorily maintain such signs in place at all times. The contractor shall similarly relocate, or remove and salvage as City property, the standards for such signs. The contractor shall salvage standards in their entirety, and remove any concrete therefrom.
- C. The temporary relocation of each STOP or other traffic regulatory sign shall be done immediately upon its removal, and to a locations as close as possible to the original position of such sign, or where directed by the City. The contractor shall remove, and salvage as City property, existing "STOP" or other signs superseded by traffic signals installed by the contractor, immediately upon being notified by the City that such signals will remain in operation.

### 3.16 SERVICE CONNECTION

- A. The Contractor shall coordinate with PG&E through the City to provide all new service connections. The Contractor shall complete the foundation work and secure service connection dates in a timely manner. Service connection shall be completed no later than 72 hours in advance of the scheduled signal switchover or turn-on; otherwise, the switchover or turn-on will be canceled.
- B. The Contractor shall provide temporary service protection at the controller foundation prior to switchover or turn-on.

### 3.17 INSPECTION/TESTING

- A. Prior to acceptance to the completed work, the Contractor shall cause the following tests to be made on all electrical circuits, in the presence of the City.
  - 1. Each circuit shall be tested for continuity.
  - 2. Each circuit shall be tested for unintentional ground.
  - 3. A megger test at 500 volts DC shall be made on each circuit between the circuit and a ground. The insulation resistance shall be not less than 10-megohms on all circuits, except for inductive loop detector circuits which shall have an insulation resistance value of not less than 100 megohms.
  - 4. A functional test shall be made in which it is demonstrated that each and every part of the system functions as specified or intended. The test may commence only with the approval and in the presence of the City. If unsatisfactory performance of the systems develops the condition shall be corrected and the test shall be repeated until satisfactory operation are obtained. Functional tests shall not start nor turn-ons be made on a Friday, or on the day preceding a legal holiday.

Any material revealed by these tests to be faulty in any part of the installation shall be replaced or corrected by the Contractor at his expense in a manner permitted by the City, and the same test shall be repeated until no fault is evident.

- B. [Section 01 77 00 - Closeout Requirements](#): Final cleaning.
- C. Clean finishes and touch up damage.

### 3.18 PROTECTION OF FINISHED WORK

- A. [Section 01 77 00 - Closeout Requirements](#): Protecting finished work.

**END OF SECTION 34 41 00**

# Appendix A

## Resolution 93-8022

BEFORE THE CITY COUNCIL OF THE CITY OF PITTSBURG

In the Matter of:

Establishing Voluntary Guidelines to )  
 Encourage Bidders on Public Works )  
 Projects to Increase the Utilization and )  
 Hiring of Local Contractors, Local ) Res. No. 93-8022  
 Businesses and Members of the City's )  
 Minority Community )  
 \_\_\_\_\_ )

The City Council of the City of Pittsburgh DOES RESOLVE as follows:

A. The Council desires to take steps to encourage contractors on public works projects in the City to increase the utilization and hiring of local contractors, local businesses and members of the City's minority community.

B. Both historically and presently, the City has been home to a large and diverse population, including many members of minority communities. The City wishes to increase employment and business opportunities for members of the City's minority communities.

C. Many of the City's public works contracts are awarded to businesses which are not located in the City. The increased employment of City residents on projects located within the City would help to reduce traffic congestion and noise and air quality impacts.

D. Other Bay Area cities have adopted various programs or policies which are designed to heighten awareness and employment of minorities, local residents and local businesses. The adoption of a mandatory program which requires the employment of a fixed percentage of minorities, local residents and local businesses would require further study and must be supported by appropriate evidence. Additionally, findings would be required that either non-residents are a substantial cause of social and economic problems (e.g., unemployment, crime, homelessness, poverty) facing City residents or that the City itself has created disadvantages (e.g., higher business taxes, more stringent land use requirements) which have caused local businesses to suffer.

E. Rather than wait for studies to be completed and for statistical information from various governmental agencies to be compiled, the Council desires to take immediate action that will increase awareness and utilization of, and encourage employment opportunities for minorities, local residents, local businesses and suppliers within the City.

NOW, THEREFORE, the Council resolves:

Section 1. Minority Employment Guidelines

A. The Council declares that it is the policy of the City to increase awareness of the City's minority population and to encourage the employment of members of the City's minority communities.

B. Each bidder who is awarded a public works contract by the City is encouraged to use its best efforts to recruit minority candidates for employment positions. Each bidder is encouraged to employ and endeavor to maintain a minority work force of at least 20% on a craft-by-craft basis.

Section 2. Local Resident Employment Guidelines

A. The Council declares that it is the policy of the City to encourage employment of local residents.

B. Each bidder who is awarded a public works contract by the Council is encouraged to use its best efforts to recruit City residents for employment positions. Each bidder is encouraged to employ and endeavor to maintain a local City resident work force of at least 50% on a craft-by-craft basis.

Section 3. Local Business Guidelines

A. The Council declares that it is the policy of the City to promote growth and economic development for the City's local businesses and suppliers.

B. Each bidder who is awarded a public works contract by the Council is encouraged to use its best efforts to utilize local businesses and suppliers in connection with the contract. Each bidder is encouraged to allocate at least 20% of the dollar amount of the contract to the utilization of local businesses, such as in the purchase of services and supplies.

Section 4. Voluntary Program; Prohibition

A. This program is voluntary in nature and is not intended to supersede or conflict with any applicable State or Federal regulations nor any State or Federal laws pertaining to the funding of a public works project.

B. A copy of this resolution shall be provided as part of the contract documents to each bidder on a public works project conducted by the City. No City official or employee shall take

compliance with this resolution into account when making any decision concerning the letting or administration of a public works contract in the City.

Section 5. Monitoring and Reporting

Each bidder who is awarded a public works contract by the City is required to submit to the City a summary by percentages and/or dollar amount of minority, local resident, local business and local supplier participation in the contract. In its summary, each bidder is required to describe what actions, activities and efforts it used in meeting or attempting to meet the guidelines of this program and also any significant problems or difficulties it encountered in achieving the guidelines set forth above. Staff shall report findings concerning voluntary compliance with this resolution each six months. A copy of this resolution shall be integrated into or included with bid packets published by the City.

Section 6. Effective Date

This resolution shall take effect immediately upon its adoption.


Passed and adopted on the 6th day of December, 1993, by the following vote:

AYES: Councilmembers Canciamilla, Davis, Lewis, Quesada and Mayor Erbez


NAYS: None

ABSTAINED: None

ABSENT: None

  
\_\_\_\_\_  
MARY ERBEZ, Mayor

Attest:

  
\_\_\_\_\_  
LILLIAN J. PRIDE, City Clerk

p\gen\local.res\c.nl.100



MICHAEL R. WOODS  
SAMUEL T. CRUMP  
LAURA J. ANDERSON


LAW OFFICES  
**MICHAEL R. WOODS**  
A PROFESSIONAL CORPORATION  
18100 CARRIGER ROAD  
SONOMA, CALIFORNIA 95476-4072  
(707) 996-1776

FACSIMILE  
(707) 935-0523

November 24, 1993

MEMORANDUM

TO: Mayor and Councilmembers  
Chair and Board of Directors, Redevelopment Agency

FROM: Michael R. Woods, City Attorney  
Laura J. Anderson 

RE: Local Employment Program

This memorandum is in response to the Council's request for information on a local contractor and minority preference program on public works contracts. Additionally, Councilman Canciamilla recently requested a resolution for Council consideration establishing a voluntary program which encourages the hiring of minorities, local residents and local small businesses in public works contracts.

**A. Requirements for a Mandatory Preference Program**

Before the City (or Agency) could adopt a mandatory program giving preference to local residents or local businesses in public works contracts, the Council would have to make at least one of the following findings:

- (1) non-residents are a "substantial cause" of social and economic problems (e.g. unemployment, crime, homelessness, poverty) facing city residents; or
- (2) the City has itself created disadvantages (e.g. higher business taxes, more stringent land use requirements) which cause local businesses to suffer.

The Council's findings would have to be based on substantial evidence such as statistical information, departmental studies, and testimony of city residents. The program adopted would have to be consistent with the findings, and the findings would have to be supported by appropriate evidence in the record of the Council's action. The program would have to be reasonable in light of the findings and evidence and could not favor local residents at the expense of non-residents in a way that would be disproportionate when considered against the findings and evidence.

Mayor and Councilmembers  
Chair and Board of Directors  
November 24, 1993  
Page 2

If a mandatory program were adopted without the required findings or adequate supporting evidence, a non-resident could challenge the local preference program in court as a violation of his or her constitutional rights.

If the Council wishes to entertain a mandatory program, we suggest you direct staff to conduct a study and gather evidence concerning the findings that would have to be made, and return to the Council with a proposed program.

#### **B. Proposed Resolution on Voluntary Program**

The Council may adopt a voluntary contractor preference program without making the findings described above. The program must be truly voluntary, however; the City would not make any decision to grant a contract to a particular contractor based upon compliance with the program.

Enclosed for your consideration is a proposed resolution which recognizes increased employment of City residents and increased opportunities for local businesses are desirable for the City. The resolution encourages bidders on public works contracts to hire members of the minority community, local residents and local businesses. The guidelines set forth below are a suggestion only. The Council may wish to adjust the percentages to encourage maximum participation in the program.

The resolution will state the Council's policy that bidders promote employment opportunities for minorities, local residents and small local businesses, as follows:

(1) Minority Employment Guidelines. A bidder who is awarded a public works contract is encouraged to employ and maintain a minority work force of 20% on a craft-by-craft basis.

(2) Local Resident Employment Guidelines. A bidder who is awarded a public works contract is encouraged to employ and maintain a local resident work force of 50% on a craft-by-craft basis.

(3) Local Business Guidelines. A bidder who is awarded a public works contract is encouraged to award 20% of the total dollar amount of the contract to local small businesses through subcontracts.

If the Council wishes to adopt this voluntary program, it may do so by adopting the enclosed resolution, which would take effect immediately unless otherwise specified.

Mayor and Councilmembers  
Chair and Board of Directors  
November 24, 1993  
Page 3

Please feel free to call if you have any questions or comments.

MRW:LJA:lr

Enclosure

cc: S. Anthony Donato, City Manager  
Lillian J. Pride, Assistant City Manager/City Clerk  
Nasser Shirazi, Community Development Director

pitts/general/mconpref/c.nl.100

**BEFORE THE REDEVELOPMENT AGENCY OF THE CITY OF PITTSBURG**

In the Matter of:

Establishing Voluntary Guidelines to )  
Encourage Bidders on Public Works )  
Projects to Increase the Utilization and )  
Hiring of Local Contractors, Local ) Res. No. 93-442  
Businesses and Members of the City's )  
Minority Community )  
\_\_\_\_\_ )

The Redevelopment Agency of the City of Pittsburg DOES RESOLVE as follows:

A. The Agency desires to take steps to encourage contractors on public works projects in the City to increase the utilization and hiring of local contractors, local businesses and members of the City's minority community.

B. Both historically and presently, the City has been home to a large and diverse population, including many members of minority communities. The City wishes to increase employment and business opportunities for members of the City's minority communities.

C. Many of the Agency's public works contracts are awarded to businesses which are not located in the City. The increased employment of City residents on projects located within the City would help to reduce traffic congestion and noise and air quality impacts.

D. Other Bay Area cities have adopted various programs or policies which are designed to heighten awareness and employment of minorities, local residents and local businesses. The adoption of a mandatory program which requires the employment of a fixed percentage of minorities, local residents and local businesses would require further study and must be supported by appropriate evidence. Additionally, findings would be required that either non-residents are a substantial cause of social and economic problems (e.g., unemployment, crime, homelessness, poverty) facing City residents or that the City itself has created disadvantages (e.g., higher business taxes, more stringent land use requirements) which have caused local businesses to suffer.

E. Rather than wait for studies to be completed and for statistical information from various governmental agencies to be compiled, the Agency desires to take immediate action that will increase awareness and utilization of, and encourage employment opportunities for minorities, local residents, local businesses and suppliers within the City.

NOW, THEREFORE, the Agency resolves:

Section 1. Minority Employment Guidelines

A. The Agency declares that it is the policy of the Agency to increase awareness of the City's minority population and to encourage the employment of members of the City's minority communities.

B. Each bidder who is awarded a public works contract by the Agency is encouraged to use its best efforts to recruit minority candidates for employment positions. Each bidder is encouraged to employ and endeavor to maintain a minority work force of at least 20% on a craft-by-craft basis.

Section 2. Local Resident Employment Guidelines

A. The Agency declares that it is the policy of the Agency to encourage employment of local residents.

B. Each bidder who is awarded a public works contract by the Agency is encouraged to use its best efforts to recruit City residents for employment positions. Each bidder is encouraged to employ and endeavor to maintain a local City resident work force of at least 50% on a craft-by-craft basis.

Section 3. Local Business Guidelines

A. The Agency declares that it is the policy of the Agency to promote growth and economic development for the City's local businesses and suppliers.

B. Each bidder who is awarded a public works contract by the Agency is encouraged to use its best efforts to utilize local businesses and suppliers in connection with the contract. Each bidder is encouraged to allocate at least 20% of the dollar amount of the contract to the utilization of local businesses, such as in the purchase of services and supplies.

Section 4. Voluntary Program; Prohibition

A. This program is voluntary in nature and is not intended to supersede or conflict with any applicable State or Federal regulations nor any State or Federal laws pertaining to the funding of a public works project.

B. A copy of this resolution shall be provided as part of the contract documents to each bidder on a public works project conducted by the Agency. No City official or employee shall take

compliance with this resolution into account when making any decision concerning the letting or administration of a public works contract by the Agency.

Section 5. Monitoring and Reporting

Each bidder who is awarded a public works contract by the Agency is required to submit to the Agency a summary by percentages and/or dollar amount of minority, local resident, local businesses and local supplier participation in the contract. In its summary, each bidder is required to describe what actions, activities and efforts it used in meeting or attempting to meet the guidelines of this program and also any significant problems or difficulties it encountered in achieving the guidelines set forth above. Staff shall report findings concerning voluntary compliance with this resolution each six months. A copy of this resolution shall be integrated into or included with bid packets published by the Agency.

Section 6. Effective Date

This resolution shall take effect immediately upon its adoption.

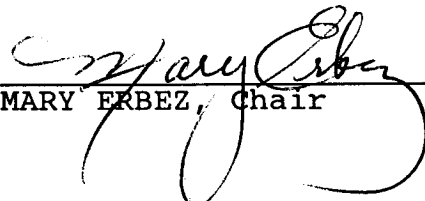
Passed and adopted on the 6th day of December, 1993, by the following vote:

AYES: Members Canciamilla, Davis, Lewis, Quesada & Chair Erbez.


NAYS: None.

ABSTAINED: None.

ABSENT: None.

  
\_\_\_\_\_  
MARY ERBEZ, Chair

Attest:

  
\_\_\_\_\_  
S. Anthony Donato, Executive Director

p\gen\rl\oc\res.ra\ra\nl.100

# Appendix B

## Temporary Traffic Control Plan Checklist

# **TEMPORARY TRAFFIC CONTROL PLAN (TTCP) CHECKLIST**

**No traffic control may be implemented on City streets without City approval.**

This checklist is provided to assist developers, contractors, and special event applicants in developing acceptable Temporary Traffic Control Plans (TTCP's) for encroachments onto the City right-of-way. Please refer to the California Manual of Uniform Traffic Control Devices (MUTCD), Part 6: Temporary Traffic Control, for basic information on preparing TTCP's and typical TTCP examples ([www.dot.ca.gov/hq/traffops/signtech/mutcdsupp/ca\\_mutcd.htm](http://www.dot.ca.gov/hq/traffops/signtech/mutcdsupp/ca_mutcd.htm)).

Contractor/Applicant is responsible for inspecting any approved traffic detour routes to insure adequate horizontal and vertical clearances are maintained from obstructions (e.g., poles and overhanging tree limbs).

## **Lane Closures**

- Except for emergencies or unless otherwise specified:
  - No lane closures will be allowed on weekdays from **6:00 AM to 8:30 AM**, or from **3:30 PM to 6:00 PM**.
  - Two or more lane closures and lane closures with reversible control will not be allowed on weekdays before **9:00 AM**, or after **3:00 PM**.
- The lane closure(s) must be limited in duration and area as practicable. Times and dates of closure must be stated on the approved TTCP.

## **Road Closures**

- Full road closures must be approved by the City Engineer and may only be used when no other types of temporary traffic control are feasible for the work involved.
- Detour routes and notification plans must be submitted to City at least two weeks in advance.
- The road closure(s) must be limited in duration and area as practicable. Times and dates of closure must be stated on the approved TTCP.

## **Construction Activity (may not apply to Special Event Permits)**

- Show the exact location of the work zone and how it is to be protected (e.g., cones, barricades, k-rail) during construction.
- Show construction schedule, work hours, and all times TTCP will be in effect.
- Include details on construction activity and equipment being used within street right-of-way. Specify how the work area will be protected at night (e.g., trench plates).
- If work is to be done in phases, submit separate TTCP's for each phase of work.
- All detour signs must be removed or covered when detour is not in effect.

## **Traffic Control Devices**

- All traffic control signs and devices shown on the TTCP must include any applicable MUTCD sign number, dimension and description.



- A Flashing Arrow Sign/Board (FAS) ***must*** be used for ***all*** lane closures on the following streets. (Include size, panel display and exact location on the TTCP).
  - Railroad Avenue/Kirker Pass Road
  - Bailey Road
  - Somersville Road
  - Loveridge Road
  - West/East Leland Road
  - Buchanan Road
  - Power Avenue
  - Harbor Street
  - North Parkside Drive
  - Willow Pass Road
  - Pittsburg-Antioch Highway
  - California Avenue
  - Century Boulevard
  - West/East Tenth Street
- Show locations of all flaggers, channelizing devices, warning lights, flag trees, and portable barriers on the TTCP. All devices must comply with California MUTCD.
- Flaggers must have formal training in proper flagging operations.

### **Traffic Signal Operation and Equipment**

- Include location of all traffic signals and traffic signal detection devices within the traffic control area.
- If special signal timing is required in the TTCP, specify **all** changes and their effects. This includes changing signal operations to flashing red, recall or fixed time.

### **Pedestrian/Bicycle Safety**

- Pedestrians and bicyclists must have a safe route to walk/ride through and/or around the work area.
- Show all pedestrian/bicycle entries, detours, paths and exits on the TTCP.
- Clearly show description and location of all traffic control devices, including fences and barricades, within the pedestrian's/bicyclists safe route to walk/ride on the TTCP.

### **Parking Restrictions**

- City approved parking restrictions must be clearly posted a minimum of 48 hours before work begins. Their implementation will be at the expense of the contractor/developer.
- All legal parking areas must be maintained. Access to legally parked vehicles' doors and storage areas must also be maintained.
- Parking restrictions must be limited in time as practicable. Restrictions may only be used when there are no other types of traffic control feasible for the work involved, or when parking demand can be reasonably accommodated.

**Please contact the Traffic Engineering Division at (925) 252-4930 for any questions related to TTCP's, including closures, detours, traffic signal operations, and temporary parking restrictions.**

**Please allow five (5) working days for the City to review the TTCP. Once the TTCP is approved it must be available for inspection on-site at all times. City may require field changes to the TTCP to maintain public safety.**

# Appendix C

## Contract Plans



**GENERAL NOTES**

- ALL DRAWINGS AND SPECIFICATIONS ARE CONSIDERED PART OF THE CONTRACT DOCUMENTS. THE CONTRACTOR SHALL BE RESPONSIBLE FOR REVIEW AND COORDINATION OF ALL DRAWINGS AND SPECIFICATIONS PRIOR TO CONSTRUCTION. ANY DISCREPANCIES THAT OCCUR SHALL BE BROUGHT TO THE ATTENTION OF THE ENGINEER PRIOR TO THE START OF CONSTRUCTION SO THAT A CLARIFICATION MAY BE ISSUED. WORK NOT CONFORMING TO THE CONTRACT DOCUMENTS SHALL BE CORRECTED BY THE CONTRACTOR TO AT NO EXPENSE TO THE CITY.
- THE CONTRACTOR AGREES THAT IN ACCORDANCE WITH GENERALLY ACCEPTED PRACTICES, THAT CONTRACTOR SHALL ASSUME SOLE AND COMPLETE RESPONSIBILITY FOR CONDITIONS AT THE JOB SITE AND SAFETY OF THE WORK DURING THE COURSE OF THE PROJECT. THESE PLANS DO NOT INCLUDE NECESSARY COMPONENTS FOR CONSTRUCTION SAFETY.
- THE CONTRACTOR SHALL AT ALL TIMES COMPLY WITH THE CONSTRUCTION SAFETY ORDERS AS SET-FORTH IN THE CALIFORNIA CODE OF REGULATIONS.
- THE CONTRACTOR SHALL AT ALL TIMES COMPLY WITH THE NATIONAL POLLUTION DISCHARGE ELIMINATION SYSTEM (NPDES) WATER POLLUTION CONTROL BEST MANAGEMENT PRACTICES (BMP).
- THE CONTRACTOR SHALL AT ALL TIMES COMPLY WITH THE CITY STANDARD PLANS AND SPECIFICATIONS. THE CONTRACTOR SHALL COMPLY WITH THE LATEST CALTRANS STANDARD PLANS AND SPECIFICATIONS.
- NOT NECESSARILY ALL UNDERGROUND FACILITIES ARE SHOWN. THE CONTRACTOR IS SOLELY RESPONSIBLE TO VERIFY THE EXACT LOCATION AND DEPTH OF ALL EXISTING UTILITIES WITHIN THE HORIZONTAL AND VERTICAL LIMITS OF THE WORK AREA PRIOR TO COMMENCING ANY EXCAVATION. THE CONTRACTOR SHALL NOTIFY UNDERGROUND SERVICE ALERT AT (800) 227-2600 OR 811 AT LEAST TWO WORKING DAYS, BUT NOT MORE THAN 14 CALENDAR DAYS PRIOR TO COMMENCING. THAT EXCAVATION, IF THE EXCAVATION WILL BE CONDUCTED IN AN AREA THAT IS KNOWN, OR REASONABLY SHOULD BE KNOWN, TO CONTAIN SUBSURFACE INSTALLATIONS.
- THE CONTRACTOR SHALL DELINEATE WITH WHITE PAINT OR OTHER SUITABLE MARKINGS THE AREA TO BE EXCAVATED. CONTACTING U.S.A. DOES NOT RELIEVE THE CONTRACTOR FROM THE CONTRACTOR'S RESPONSIBILITY TO DETERMINE THE EXACT LOCATION AND DEPTH OF SUBSURFACE INSTALLATIONS. POTENTIAL SHALLOW UTILITIES NOT PER STANDARD INSTALL COULD BE FOUND.
- SERVICE LATERALS AND APPURTENANCES ARE NOT SHOWN ON THE PLANS. CONTRACTOR IS SOLELY RESPONSIBLE TO DETERMINE THE EXACT LOCATION AND DEPTH OF EXISTING SERVICE LATERALS OR APPURTENANCES WHENEVER THE PRESENCE OF SUCH ON THE SITE OF THE CONSTRUCTION PROJECT CAN BE INFERRED FROM THE PRESENCE OF OTHER VISIBLE FACILITIES, SUCH AS BUILDINGS, METER AND JUNCTION BOXES, LOCATED ON OR ADJACENT TO THE SITE OF THE CONSTRUCTION OR OTHERWISE WHERE MAIN OR TRUNKLINES ARE SHOWN ON THE PLANS OR INFERRED.
- THE FACT THAT ANY UNDERGROUND FACILITY IS NOT SHOWN UPON THE PLANS SHALL NOT RELIEVE THE CONTRACTOR OF THE RESPONSIBILITY UNDER SECTION 8 1.10, "UTILITY AND NON HIGHWAY FACILITIES." IT SHALL BE CONTRACTOR'S SOLE RESPONSIBILITY, PURSUANT THERETO, TO ASCERTAIN THE LOCATION OF THOSE UNDERGROUND IMPROVEMENTS OR FACILITIES WHICH MAY BE SUBJECTED TO DAMAGE BY REASON OF THE CONTRACTOR'S OPERATIONS.
- THE CONTRACTOR SHALL LOCATE, REFERENCE, AND SET SUFFICIENT MARKS NECESSARY TO RE-ESTABLISH LOCATIONS OF FRAMES AND COVERS OF UTILITY FACILITIES PRIOR TO COMMENCEMENT OF WORK. CONTRACTOR SHALL RENEW REFERENCE MARKS WITH THE ENGINEER AND PUBLIC WORKS OPERATIONS PERSONNEL. IN AREAS WHERE BITUMINOUS SEALS ARE TO BE PLACED, THE FRAMES AND COVER OF UTILITY FACILITIES SHALL BE MASKED PRIOR TO COMMENCEMENT OF WORK.
- WHERE EXISTING PAVEMENT LEGENDS AND LINES ARE SHOWN TO BE REMOVED, THE EXISTING MARKINGS SHALL BE REMOVED COMPLETELY. WHERE EXCESSIVE DAMAGE OR SCARRING RESULTS FROM THE REMOVAL, THE CONTRACTOR SHALL APPLY A SURFACE TREATMENT OR SEALANT PER SPECIFICATIONS TO 1-FOOT BEYOND THE EDGES OF THE REMOVED MARKINGS.
- THE CONTRACTOR SHALL BE SOLELY RESPONSIBLE FOR ANY DAMAGES TO THE SITE OR THE SURROUNDING AREA AS A RESULT OF THE CONTRACTOR'S WORK OR OPERATIONS. EXISTING CURB AND GUTTER, TRAFFIC LINES AND MARKINGS, OR OTHER IMPROVEMENTS THAT ARE DAMAGED OR DISPLACED BY THE CONTRACTOR SHALL BE REPLACED AT THE CONTRACTOR'S SOLE EXPENSE.
- TRAFFIC CONTROL DURING CONSTRUCTION SHALL BE THE CONTRACTOR'S RESPONSIBILITY. ALL SIGNS AND TRAFFIC CONTROL DEVICES SHALL BE IN ACCORDANCE WITH THE LATEST EDITION OF THE CALIFORNIA MANUAL ON UNIFORM TRAFFIC CONTROL DEVICES.
- CONTRACTOR SHALL PROVIDE FOR CONTINUOUS INGRESS AND EGRESS TO ALL PRIVATE PROPERTIES ADJACENT TO THE WORK THROUGHOUT THE PERIOD OF CONSTRUCTION UNLESS OTHERWISE APPROVED BY THE CITY.
- WHEN PLANNED CONSTRUCTION OPERATIONS WILL TEMPORARILY OBSTRUCT OR BLOCK A DRIVEWAY, CONTRACTOR SHALL PROVIDE OWNER/TENANTS WRITTEN NOTICE 72 HOURS PRIOR TO PLANNED CONSTRUCTION. PROOF OF NOTICE SHALL BE PROVIDED TO THE CITY.
- ALL STREET MONUMENTS AND OTHER PERMANENT MONUMENTS DISTURBED DURING CONSTRUCTION SHALL BE REPLACED BY THE CONTRACTOR, AT THE CONTRACTOR'S SOLE EXPENSE. BEFORE THE IMPROVEMENTS ARE ACCEPTED BY THE CITY, REPLACEMENT SHALL BE MADE UNDER THE DIRECTION OF A LICENSED PROFESSIONAL LAND SURVEYOR.

**STRIPING NOTES**


- ALL STRIPING SHALL CONFORM TO THE DESIGN AND CONSTRUCTION STANDARDS OF THE CITY OF PITTSBURG, THE LATEST EDITION OF THE CALTRANS STANDARD PLANS AND SPECIFICATIONS, AS WELL AS THE MANUAL ON UNIFORM TRAFFIC CONTROL DEVICES (MUTCD).
- THE CONTRACTOR SHALL NOTIFY THE CITY ENGINEER A MINIMUM OF TWO (2) WORKING DAYS PRIOR TO THE DAY OF LAYOUT OF PROPOSED STRIPING. NO STRIPING OR LEGENDS SHALL BE INSTALLED UNTIL LAYOUT HAS BEEN APPROVED BY THE CITY ENGINEER OR HIS REPRESENTATIVE.
- THE CONTRACTOR SHALL BE RESPONSIBLE FOR LAYOUT OF ALL PROPOSED STRIPING.
- ALL STRIPING AND LEGENDS SHALL BE THERMOPLASTIC MATERIALS WITH GLASS BEADS PER CALTRANS AND MUTCD STANDARDS.
- ALL CROSSWALKS SHALL BE A MINIMUM OF 10' WIDE INSIDE DIMENSION AND CONSIST OF 12" WHITE THERMOPLASTIC STRIPES UNLESS OTHERWISE NOTED (E.G. CROSSWALKS WITHIN 600 FT OF A SCHOOL SHALL BE YELLOW). CONTINENTAL AND LADDER CROSSWALKS SHALL BE CONSTRUCTED PER CITY DETAIL T-13.
- INSTALL BLUE REFLECTIVE PAVEMENT MARKERS AT ALL FIRE HYDRANT LOCATIONS. THE PAVEMENT MARKERS ARE TO BE LOCATED IN LINE WITH THE FIRE HYDRANT IN THE MIDDLE OF THE OUTSIDE LANE.
- TRAFFIC LOOP DETECTORS SHALL BE INSTALLED AS SHOWN ON STRIPING PLANS. REPLACE THE LOOP DETECTORS REMOVED OR DAMAGED BY THE 2-INCH MILL. LOOP DETECTORS SHALL BE INSTALLED PER CALTRANS STANDARD PLAN ES-5B.
- SEE TECHNICAL SPECIFICATION "TRAFFIC SIGNALS AND LIGHTS" FOR ALL TRAFFIC LOOP DETECTOR SPECIFICATIONS. SEE SECTIONS 34 41 00 - 15 AND 34 41 00 - 43 FOR VEHICLE DETECTION SYSTEMS AND INDUCTIVE LOOP INSTALLATION SPECIFICATIONS.

**PAVING NOTES**

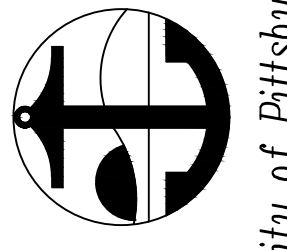
- EXACT LOCATIONS AND DIMENSIONS OF BASE REPAIR / DIG OUTS SHALL BE DETERMINED AND MARKED IN THE FIELD BY THE CONTRACTOR AND ENGINEER. THE AGREED UPON DIMENSIONS SHALL BE RECORDED BEFORE THE START OF ANY BASE REPAIR WORK AS THIS WILL BE THE MEASUREMENT OF PAYMENT AND NO ADDITIONAL WORK OUTSIDE THE AGREED UPON AREA WILL BE PAID FOR.
- AFTER BASE REPAIR, HMA (TYPE A) PLUG SHALL BE PLACED IN LIFTS WITH PAVING MACHINE AS SHOWN IN DETAIL 10 SHEET CD-2 BELOW.
- TACK COAT SHALL BE APPLIED TO ALL SURFACES PRIOR TO PLACEMENT OF EACH LIFT OF HMA AS SHOWN ON DETAIL 10.
- THE 2-INCH MILL AND OVERLAY SHALL BE CONSTRUCTED AS SHOWN IN DETAIL 11.
- DEPTH OF PAVEMENT REPAIRS SPECIFIED ON THE PLANS SHALL BE MEASURED FROM THE EXISTING PAVEMENT SURFACE.
- AGGREGATE FOR ASPHALT CONCRETE BASE FAILURE REPAIRS, ASPHALT CONCRETE PAVEMENT REPAIRS, WEDGE COURSES, BOTTOM LAYERS OF ASPHALT CONCRETE AND BOTTOM LAYER OF ASPHALT CONCRETE INLAYS SHALL BE THE 3/4-INCH HMA TYPE A AGGREGATE GRADATION SPECIFIED IN SECTION 39, "AGGREGATE" OF THE CALTRANS STANDARD SPECIFICATION.
- AGGREGATE FOR ASPHALT CONCRETE OVERLAYS, TOP LAYER OF ASPHALT CONCRETE, TOP LAYER OF ASPHALT CONCRETE INLAYS, AND LEVELING COURSES, SHALL BE TYPE A HMA WITH 1/2-INCH NOMINAL MAXIMUM SIZE AGGREGATE (AS PER CALTRANS STANDARD SPECIFICATION).

**ABBREVIATIONS**

AB	AGGREGATE BASE
AC	ASPHALTIC CONCRETE OR ACRE
AD	CHANGE IN GRADE
BCR	BEGINNING OF CURB RETURN
CONC	CONCRETE
CL	CENTERLINE
CONST	CONSTRUCT
CTE	CONFORM TO EXISTING
DWY	DRIVEWAY
ECR	END OF CURB RETURN
EX	EXISTING
EP	EDGE OF PAVEMENT
EASE	EASEMENT
FG	FINISH GRADE
FH	FIRE HYDRANT
HMA	HOT MIX ASPHALT
L	LENGTH
LL	LIMIT LINE (12" WHITE LINE)
MAX	MAXIMUM
MIN	MINIMUM
NTS	NOT TO SCALE
PI	POINT OF INTERSECTION
PL	PROPERTY LINE
R/W	RIGHT OF WAY
STA	STATION
TEMP	TEMPORARY
TYP	TYPICAL




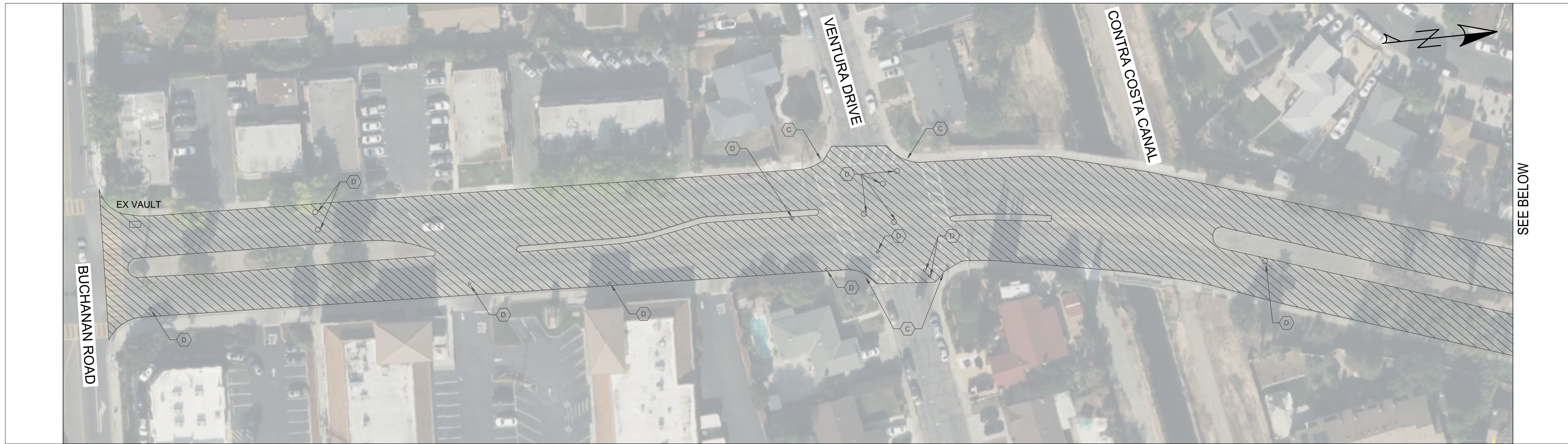
PREPARED UNDER THE DIRECTION OF:  
 7/12/23  
 JOHN SAMUELSON  
 R.C.E. 067734



PROJECT 2033  
**LOVERIDGE ROAD PAVEMENT MAINTENANCE**  
 PROJECT NOTES & ABBREVIATIONS

BY	DRAWN: SR	CHECKED: SR	REVIEWED: DJ	DATE: 7/12/23	SCALE: N/A
DESCRIPTION					
DATE	REV				







SHEET:  
 2 OF 9  
 SHEET NO.  
**G-1**

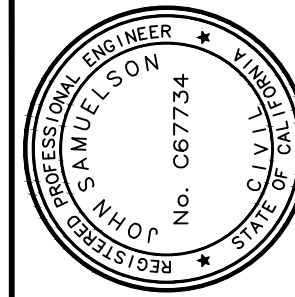
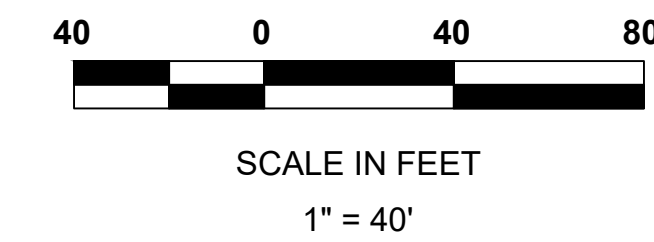


**NOTES**

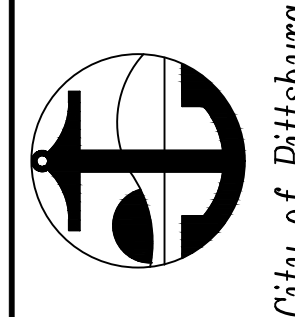
1. AFTER 2-INCH MILL CONTRACTOR SHALL INSPECT THE MILL AREA WITH CITY REPRESENTATIVE / ENGINEER AND IDENTIFY AREAS THAT NEED BASE REPAIRS. THE AGREED UPON DIMENSIONS SHALL BE RECORDED AS THIS WILL BE THE MEASUREMENT OF PAYMENT AND NO ADDITIONAL WORK OUTSIDE THE AGREED UPON AREA WILL BE PAID FOR.
2. ADA CURB RAMPS SHALL BE BUILT AS SHOWN ON PROJECT DETAILS. CONTRACTOR SHALL COMPLY WITH CALTRANS STANDARD DETAIL A88A AND CONTRA COSTA COUNTY DETAIL CA74. ADA CURB RAMPS IN THIS PROJECT REFER TO THE RAMP, DETECTABLE WARNING SURFACE, LANDING, WINGS, SIDEWALK REQUIRED TO CONFORM, AND RETAINING CURB IF APPLICABLE.

**LEGEND**

-  INSTALL CURB RAMP CASE A, SEE DETAILS 5, 7, AND 8, SHEET CD-1
-  INSTALL CURB RAMP CASE B, SEE DETAILS 6, 7, AND 8, SHEET CD-1
-  INSTALL CURB RAMP CASE C, SEE DETAILS 3, 4, 7, AND 8, SHEET CD-1
-  ADJUST EXISTING FACILITY TO GRADE, SEE DETAILS 12 & 13 SHEET CD-3
-  2" MILL & OVERLAY, SEE DETAIL 11, SHEET CD-2
-  POTENTIAL BASE REPAIR, SEE DETAIL 10 SHEET CD-2



PREPARED UNDER THE DIRECTION OF:  
 JOHN SAMUELSON  
 RCE 087734  
 7/1/23  
 Date



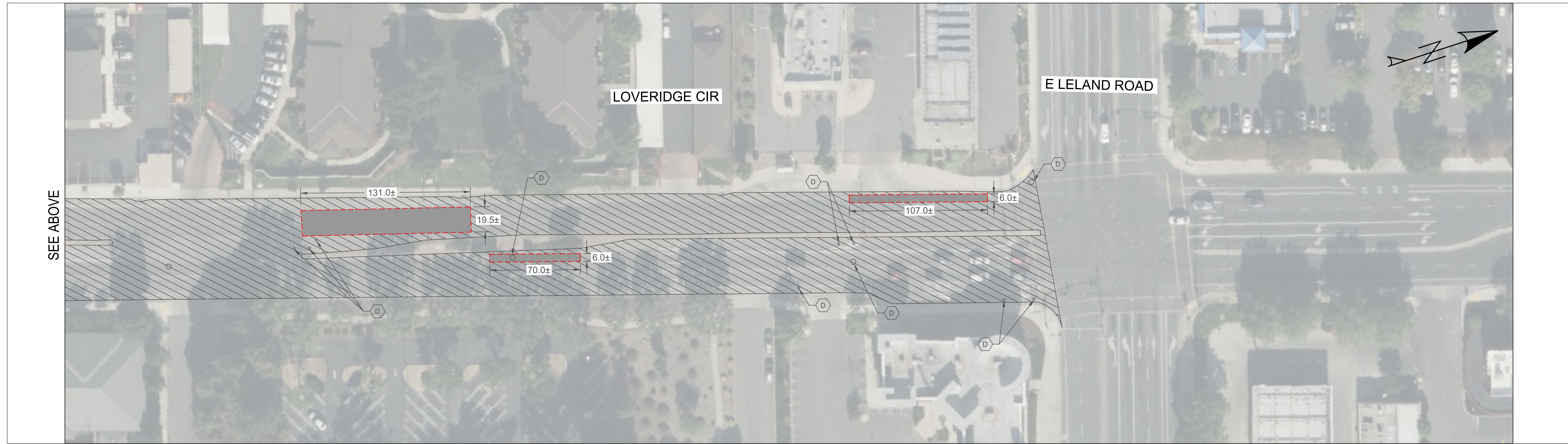

**PROJECT 2033  
 LOVERIDGE ROAD PAVEMENT MAINTENANCE  
 IMPROVEMENT PLANS**

BY	DRAWN: SR
CHECKED: SR	
REVIEWED: DJ	
DATE: 7/1/23	
SCALE: N/A	

DATE	REV	DESCRIPTION

SHEET:  
3 OF 9





SHEET NO.  
**I-1**

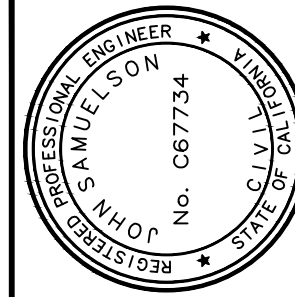
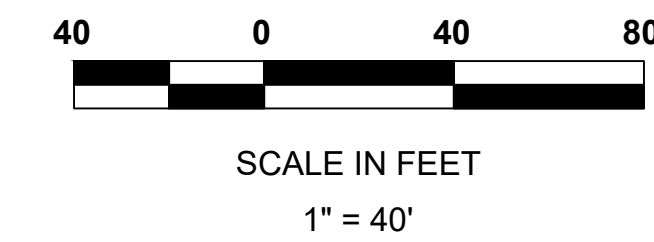


**NOTES**

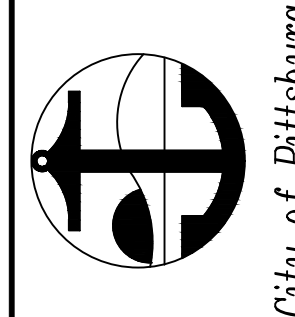
1. AFTER 2-INCH MILL CONTRACTOR SHALL INSPECT THE MILL AREA WITH CITY REPRESENTATIVE / ENGINEER AND IDENTIFY AREAS THAT NEED BASE REPAIRS. THE AGREED UPON DIMENSIONS SHALL BE RECORDED AS THIS WILL BE THE MEASUREMENT OF PAYMENT AND NO ADDITIONAL WORK OUTSIDE THE AGREED UPON AREA WILL BE PAID FOR.
2. ADA CURB RAMPS SHALL BE BUILT AS SHOWN ON PROJECT DETAILS. CONTRACTOR SHALL COMPLY WITH CALTRANS STANDARD DETAIL A88A AND CONTRA COSTA COUNTY DETAIL CA74. ADA CURB RAMPS IN THIS PROJECT REFER TO THE RAMP, DETECTABLE WARNING SURFACE, LANDING, WINGS, SIDEWALK REQUIRED TO CONFORM, AND RETAINING CURB IF APPLICABLE.

**LEGEND**

-  INSTALL CURB RAMP CASE B, SEE DETAILS 6, 7, AND 8, SEE SHEET CD-1
-  ADJUST EXISTING FACILITY TO GRADE SEE DETAILS 12 & 13 SHEET CD-3
-  2" MILL & OVERLAY, SEE DETAIL 11, SHEET CD-2
-  POTENTIAL BASE REPAIR, SEE DETAIL 10



PREPARED UNDER THE DIRECTION OF:  
 JOHN SAMUELSON  
 RCE 087734  
 7/1/23 Date

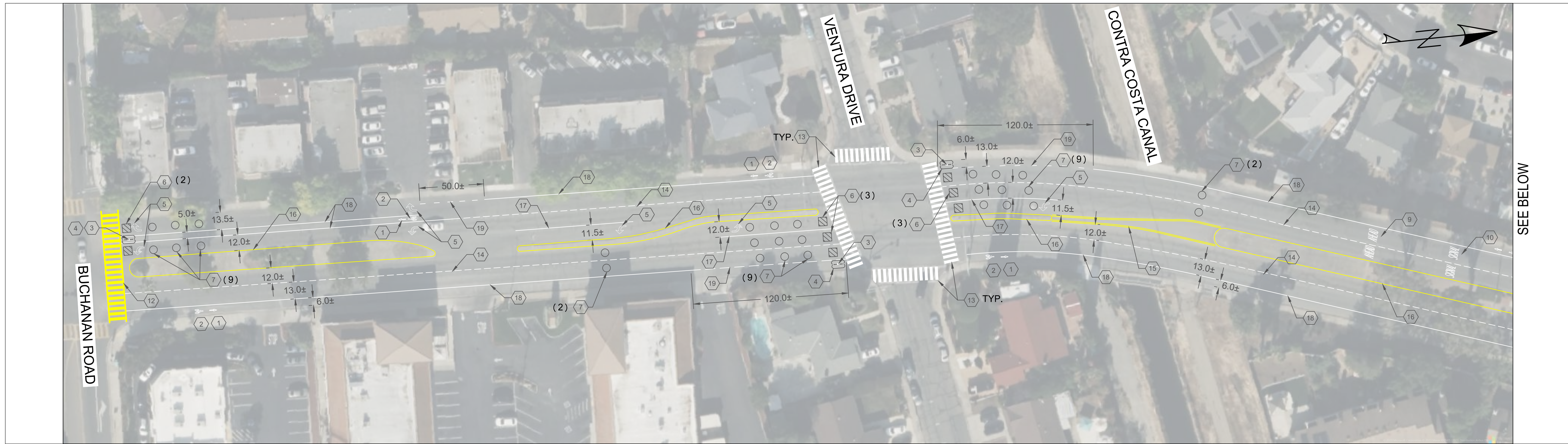


**PROJECT 2033  
 LOVERIDGE ROAD PAVEMENT MAINTENANCE  
 IMPROVEMENT PLANS**

BY	DRAWN: SR
CHECKED: SR	
REVIEWED: DJ	
DATE: 7/1/23	
SCALE: N/A	

DATE	REV	DESCRIPTION

SHEET:  
 4 OF 9  
 SHEET NO.  
**1-2**



SEE BELOW




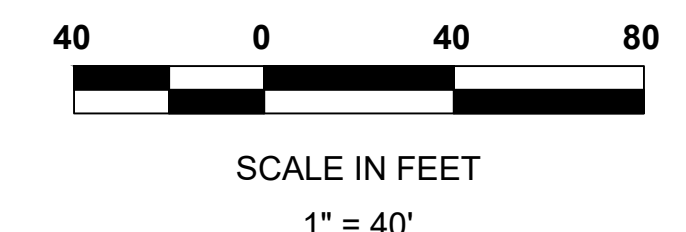
SEE SHEET ST-2

**NOTES**

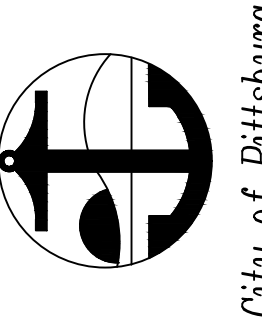
1. BLUE RAISED REFLECTIVE MARKERS SHALL BE PLACED ON ROAD AT ALL FIRE HYDRANT LOCATIONS. PLACE PER CA MUTCD SECTION 3B.11.
2. PAVEMENT MARKERS, TRAFFIC LINES, MARKING LETTERS, AND SYMBOLS SHALL BE PLACED PER CALTRANS STANDARD PLANS A20 AND A24.
3. REPLACE THE LOOP DETECTORS REMOVED OR DAMAGED BY THE 2-INCH MILL. LOOP DETECTORS SHALL BE INSTALLED PER CALTRANS STANDARD PLAN ES-5B.
4. LOOP DETECTOR CONSTRUCTION INCLUDES ALL CONDUITS AND WORK ASSOCIATED WITH REPLACEMENT.

**LEGEND**

- |   |   |    |  |    |                             |
|---|---|----|--|----|-----------------------------|
| 1 | INSTALL CALTRANS BIKE LANE ARROW              | 8  | INSTALL CALTRANS DETAIL 38A                            | 14 | INSTALL CALTRANS DETAIL 9   |
| 2 | INSTALL CALTRANS BIKE LANE SYMBOL WITH PERSON | 9  | INSTALL CALTRANS PAVEMENT MARKING "SIGNAL"             | 15 | INSTALL CALTRANS DETAIL 22  |
| 3 | INSTALL BICYCLE LOOP DETECTOR SYMBOL          | 10 | INSTALL CALTRANS PAVEMENT MARKING "AHEAD"              | 16 | INSTALL CALTRANS DETAIL 24  |
| 4 | INSTALL TYPE C LOOP DETECTOR                  | 11 | INSTALL YELLOW CONTINENTAL CROSSWALK, CITY DETAIL T-13 | 17 | INSTALL CALTRANS DETAIL 38  |
| 5 | INSTALL CALTRANS TYPE IV ARROW                | 12 | INSTALL YELLOW LADDER CROSSWALK, CITY DETAIL T-13      | 18 | INSTALL CALTRANS DETAIL 39  |
| 6 | INSTALL TYPE D LOOP DETECTOR                  | 13 | INSTALL WHITE CONTINENTAL CROSSWALK, CITY DETAIL T-13  | 19 | INSTALL CALTRANS DETAIL 39A |
| 7 | INSTALL TYPE E LOOP DETECTOR                  |    |  |    |                             |



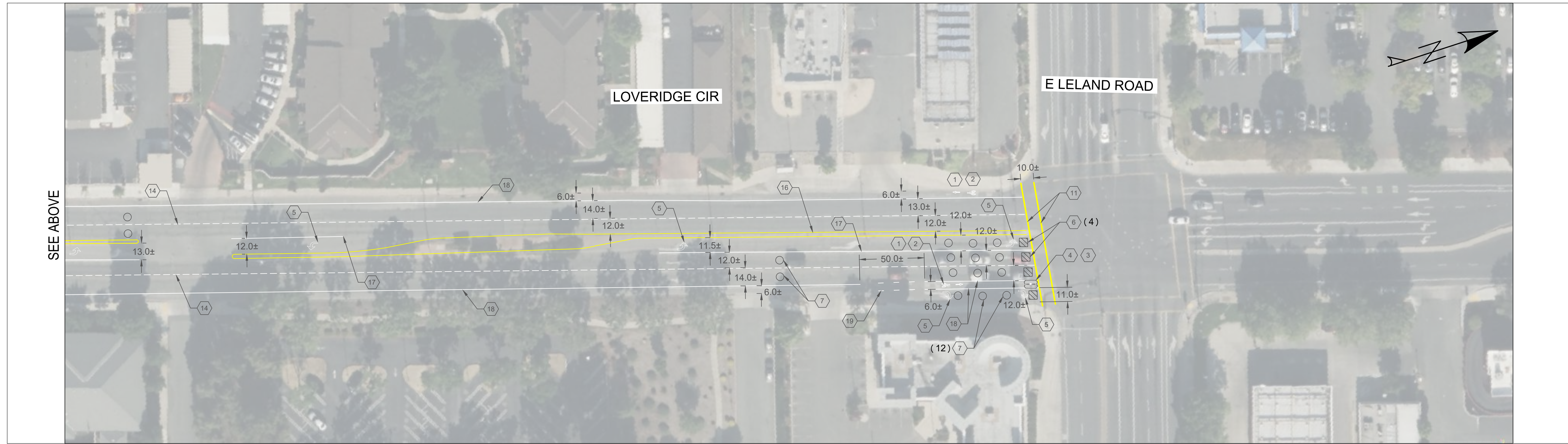
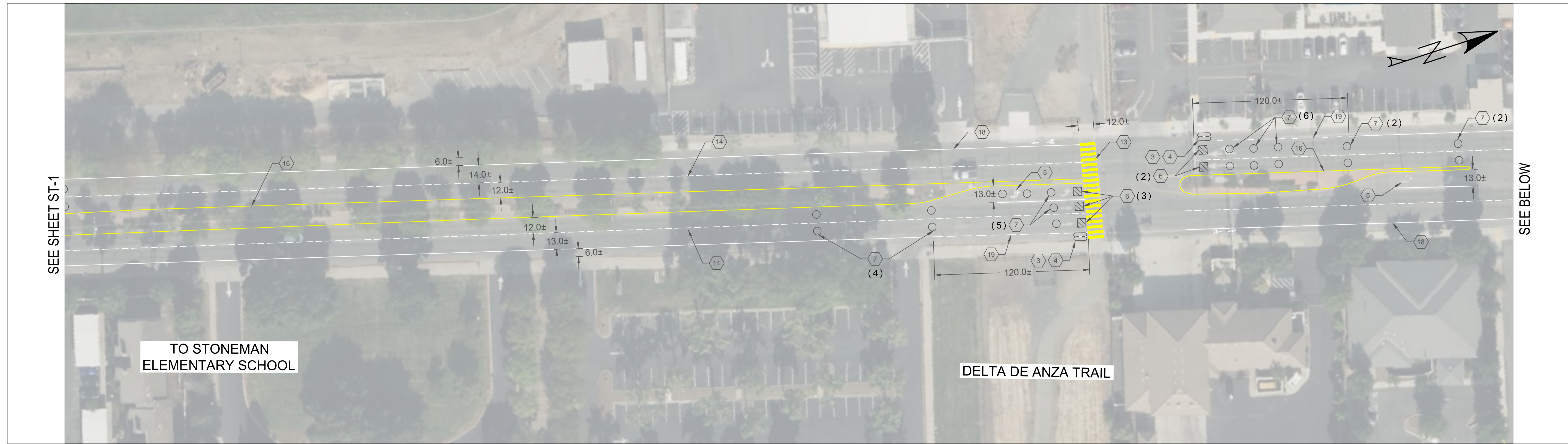
PREPARED UNDER THE DIRECTION OF:  
 JOHN SAMUELSON  
 No. 667734  
 7/1/23  
 Date



PROJECT 2033  
 LOVERIDGE ROAD PAVEMENT MAINTENANCE  
 STRIPING PLANS

BY	DRAWN: SR
CHECKED: SR	
REVIEWED: DJ	
DATE: 7/1/23	
SCALE: N/A	

DATE	REV	DESCRIPTION

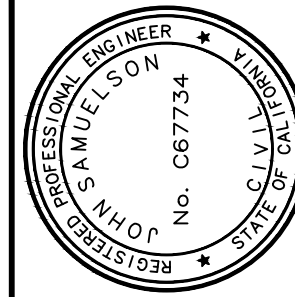
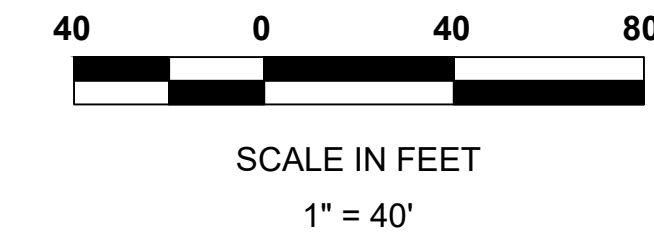


**NOTES**

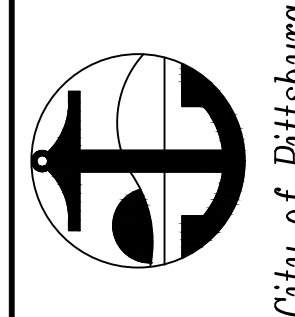
1. BLUE RAISED REFLECTIVE MARKERS SHALL BE PLACED ON ROAD AT ALL FIRE HYDRANT LOCATIONS. PLACE PER CA MUTCD SECTION 3B.11.
2. PAVEMENT MARKERS, TRAFFIC LINES, MARKING LETTERS, AND SYMBOLS SHALL BE PLACED PER CALTRANS STANDARD PLANS A20 AND A24.
3. REPLACE THE LOOP DETECTORS REMOVED OR DAMAGED BY THE 2-INCH MILL. LOOP DETECTORS SHALL BE INSTALLED PER CALTRANS STANDARD PLAN ES-5B.
4. LOOP DETECTOR CONSTRUCTION INCLUDES ALL CONDUITS AND WORK ASSOCIATED WITH REPLACEMENT.

**LEGEND**

- |   |   |    |  |    |                             |
|---|---|----|--|----|-----------------------------|
| 1 | INSTALL CALTRANS BIKE LANE ARROW              | 8  | NOT USED   | 14 | INSTALL CALTRANS DETAIL 9   |
| 2 | INSTALL CALTRANS BIKE LANE SYMBOL WITH PERSON | 9  | NOT USED   | 15 | INSTALL CALTRANS DETAIL 22  |
| 3 | INSTALL BICYCLE LOOP DETECTOR SYMBOL          | 10 | NOT USED   | 16 | INSTALL CALTRANS DETAIL 24  |
| 4 | INSTALL TYPE C LOOP DETECTOR                  | 11 | INSTALL 12" YELLOW CROSSWALK / LIMIT LINE              | 17 | INSTALL CALTRANS DETAIL 38  |
| 5 | INSTALL CALTRANS TYPE IV ARROW                | 12 | NOT USED   | 18 | INSTALL CALTRANS DETAIL 39  |
| 6 | INSTALL TYPE D LOOP DETECTOR                  | 13 | INSTALL YELLOW CONTINENTAL CROSSWALK, CITY DETAIL T-13 | 19 | INSTALL CALTRANS DETAIL 39A |
| 7 | INSTALL TYPE E LOOP DETECTOR                  |    |  |    |                             |



PREPARED UNDER THE DIRECTION OF:  
 JOHN SAMUELSON  
 RCE 03734  
 7/1/23  
 Date

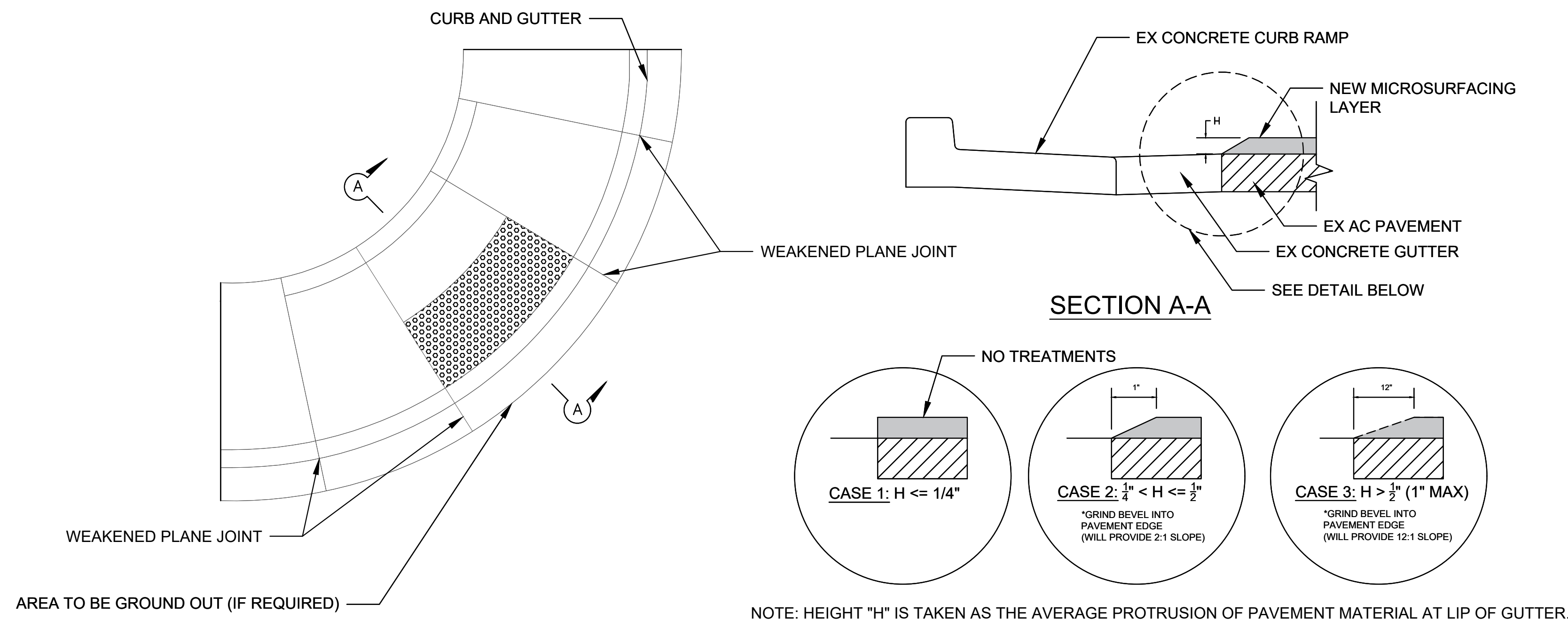


**PROJECT 2033**  
**LOVERIDGE ROAD PAVEMENT MAINTENANCE**  
**STRIPING PLANS**

BY	DRAWN: SR
CHECKED: SR	
REVIEWED: DJ	
DATE: 7/1/23	
SCALE: N/A	

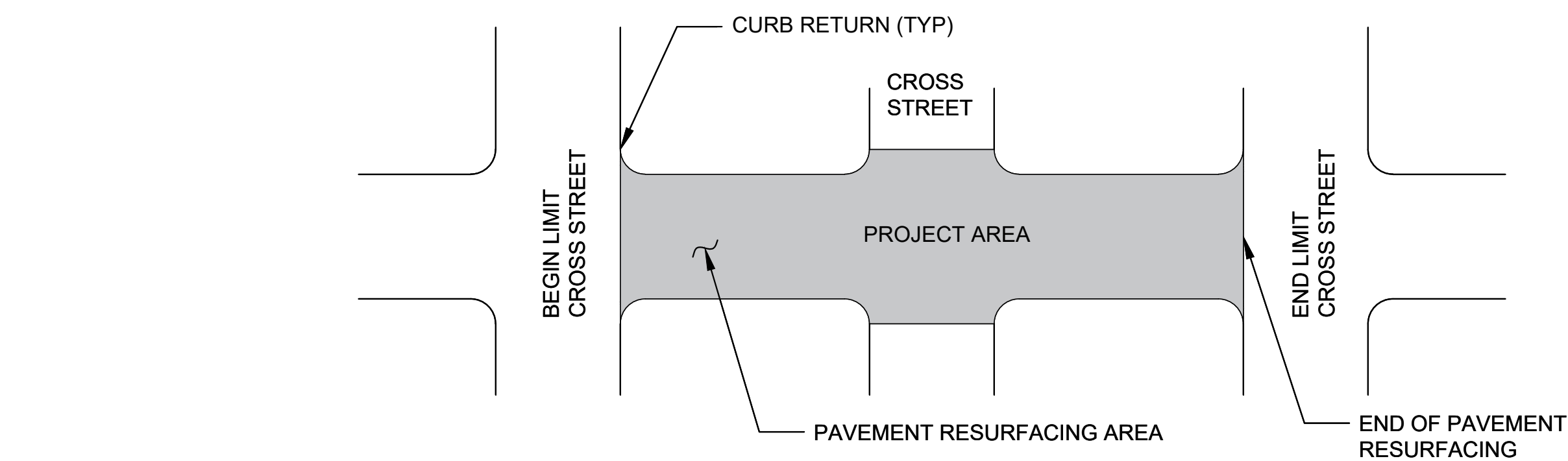
DATE	REV	DESCRIPTION





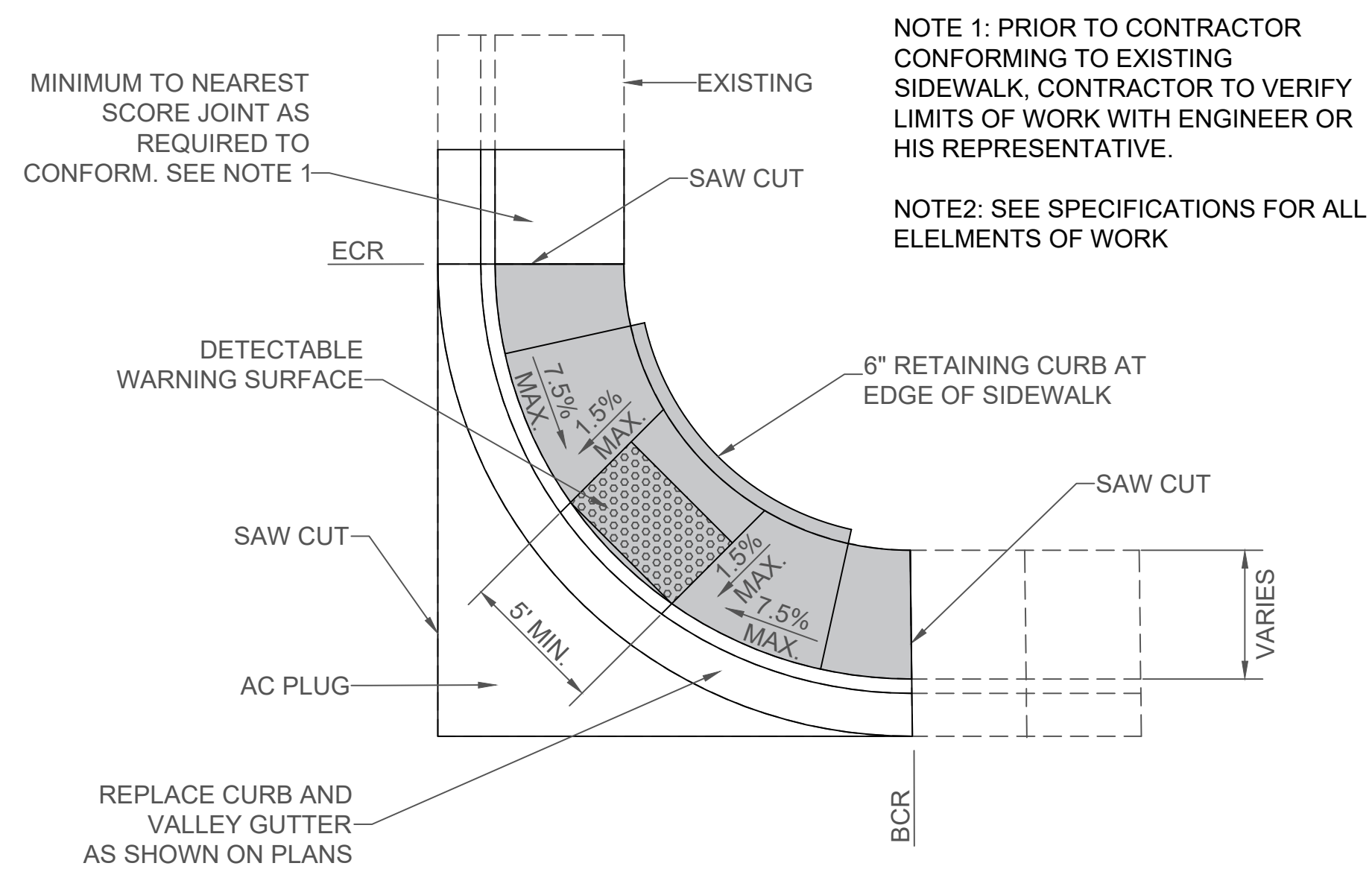
NOTE: HEIGHT "H" IS TAKEN AS THE AVERAGE PROTRUSION OF PAVEMENT MATERIAL AT LIP OF GUTTER.

**DETAIL 1**  
NOT TO SCALE



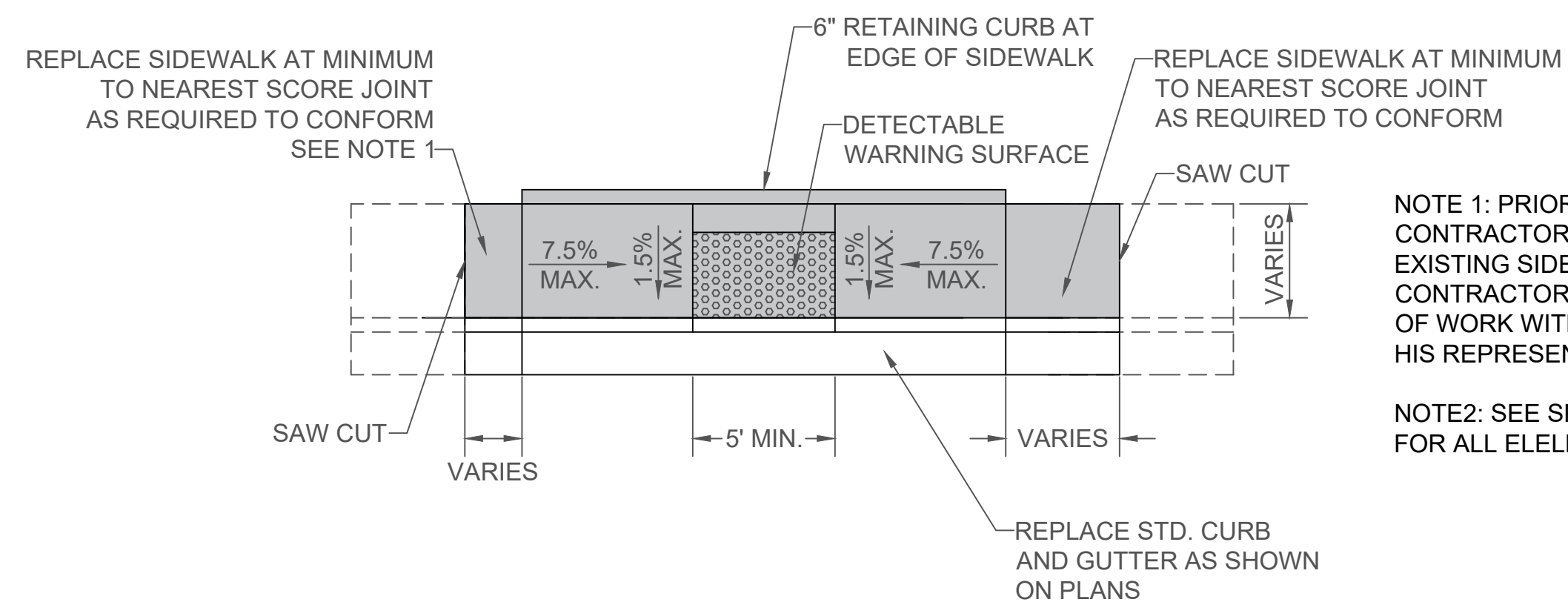
NOTE: HEIGHT "H" IS TAKEN AS THE AVERAGE PROTRUSION OF PAVEMENT MATERIAL AT LIP OF GUTTER.

**DETAIL 2 - PAVEMENT RESURFACING LIMITS**  
NOT TO SCALE



**DETAIL 3 - CASE C RAMP**

NOT TO SCALE, SEE IMPROVEMENT PLANS FOR LOCATIONS

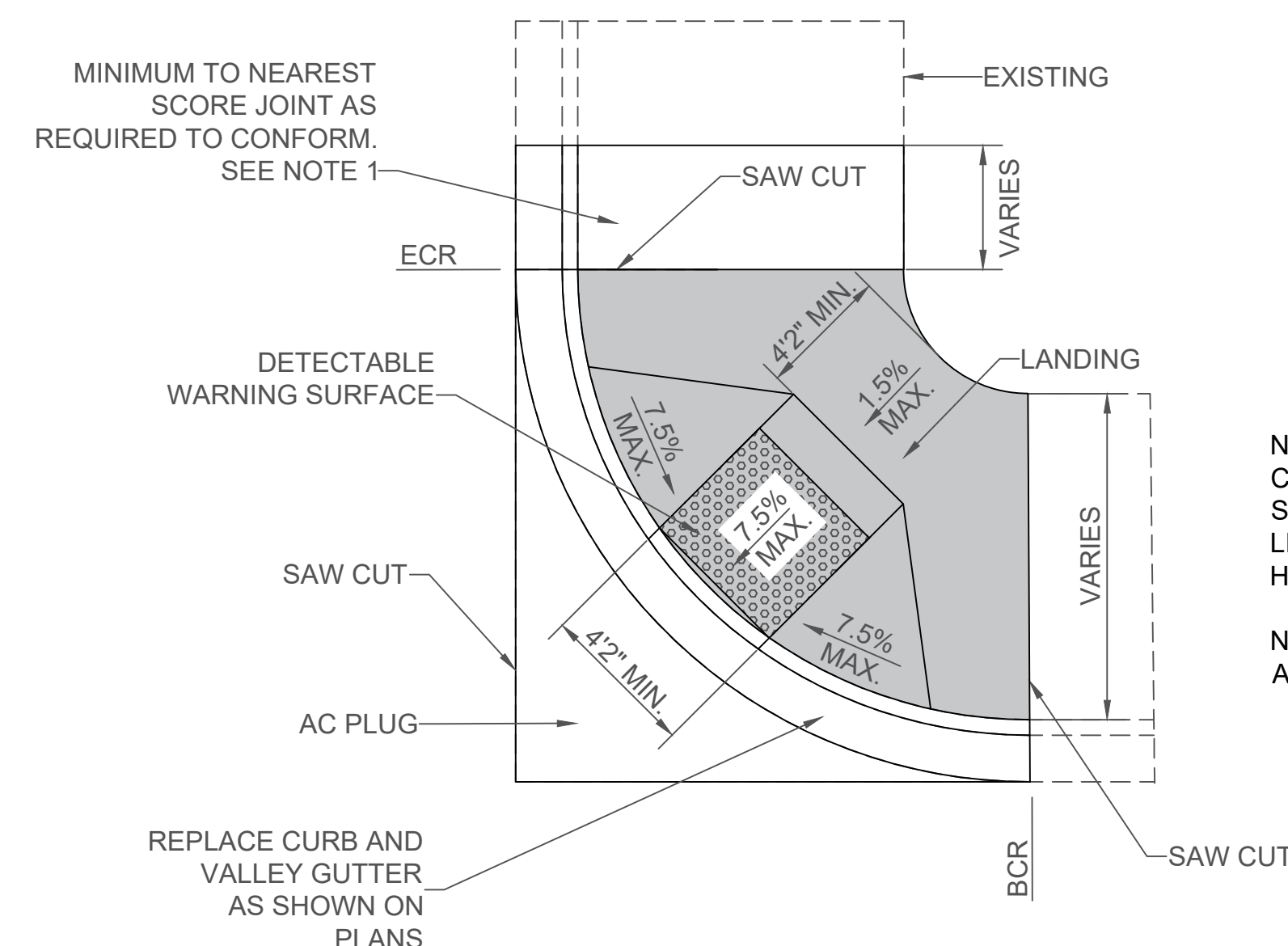


**DETAIL 4 - SIDE WALK & CASE C RAMP**

NOT TO SCALE, SEE IMPROVEMENT PLANS FOR LOCATIONS

NOTE 1: PRIOR TO CONTRACTOR CONFORMING TO EXISTING SIDEWALK, CONTRACTOR TO VERIFY LIMITS OF WORK WITH ENGINEER OR HIS REPRESENTATIVE.

NOTE2: SEE SPECIFICATIONS FOR ALL ELEMMENTS OF WORK

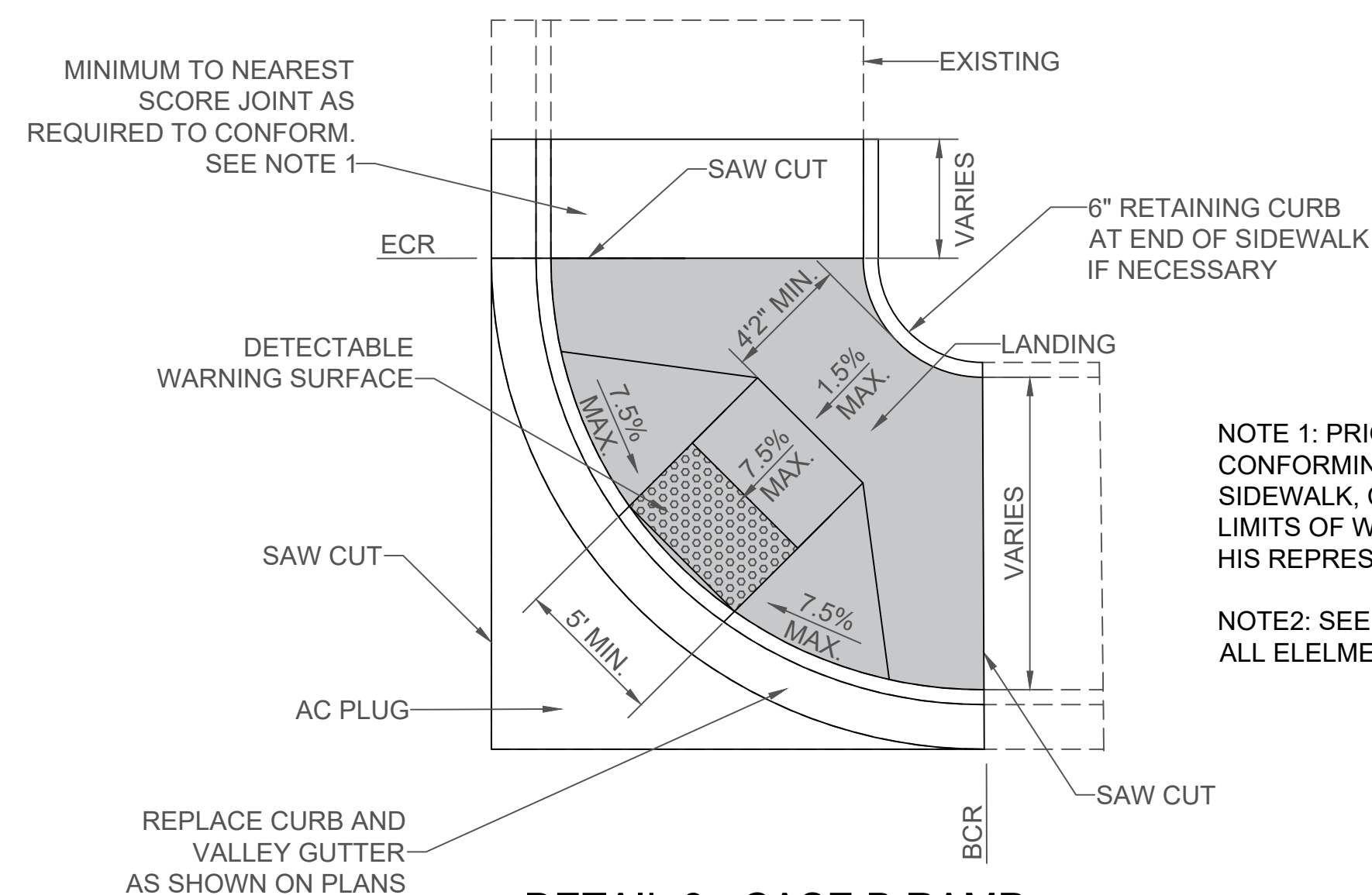


**DETAIL 5 - CASE A RAMP**

NOT TO SCALE, SEE IMPROVEMENT PLANS FOR LOCATIONS

NOTE 1: PRIOR TO CONTRACTOR CONFORMING TO EXISTING SIDEWALK, CONTRACTOR TO VERIFY LIMITS OF WORK WITH ENGINEER OR HIS REPRESENTATIVE.

NOTE2: SEE SPECIFICATIONS FOR ALL ELEMMENTS OF WORK.




**DETAIL 6 - CASE B RAMP**


NOT TO SCALE, SEE IMPROVEMENT PLANS FOR LOCATIONS

NOTE 1: PRIOR TO CONTRACTOR CONFORMING TO EXISTING SIDEWALK, CONTRACTOR TO VERIFY LIMITS OF WORK WITH ENGINEER OR HIS REPRESENTATIVE.

NOTE2: SEE SPECIFICATIONS FOR ALL ELEMMENTS OF WORK.



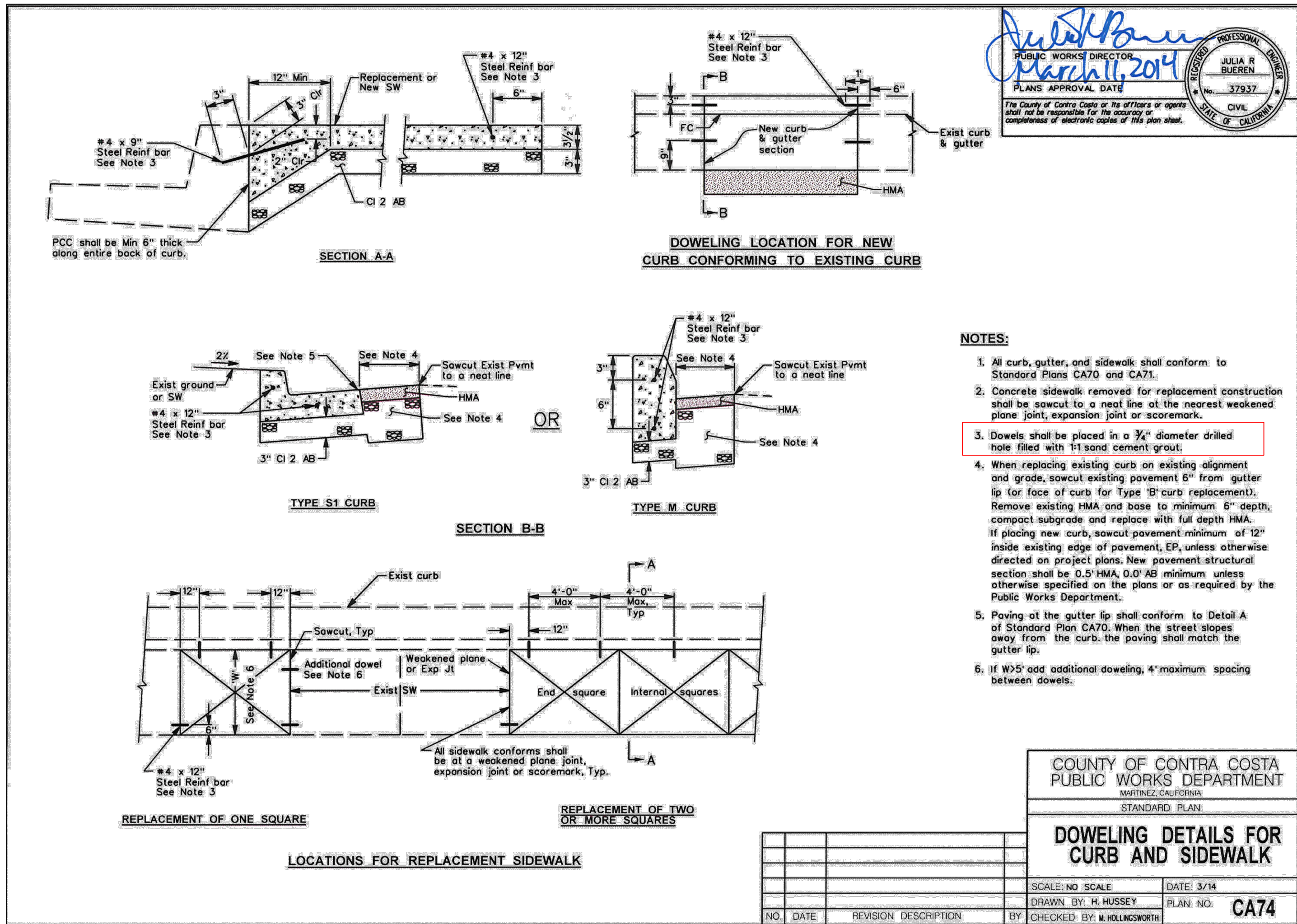
PREPARED UNDER THE DIRECTION OF:  
7/11/23  
DAB  
JOHN SAMUELSON  
RCE 067734



PROJECT 2033  
LOVERIDGE ROAD PAVEMENT MAINTENANCE  
CIVIL DETAILS

BY	DRAWN: SR
DESCRIPTION	CHECKED: SR
REV	REVIEWED: DJ
DATE	DATE: 7/11/23
	SCALE: N/A

SHEET:  
7 OF 9  
SHEET NO.  
CD-1



*Julia R. Bueren*  
 PUBLIC WORKS DIRECTOR  
 March 11, 2014  
 PLANS APPROVAL DATE  
 The County of Contra Costa or its officers or agents shall not be responsible for the accuracy or completeness of electronic copies of this plan sheet.

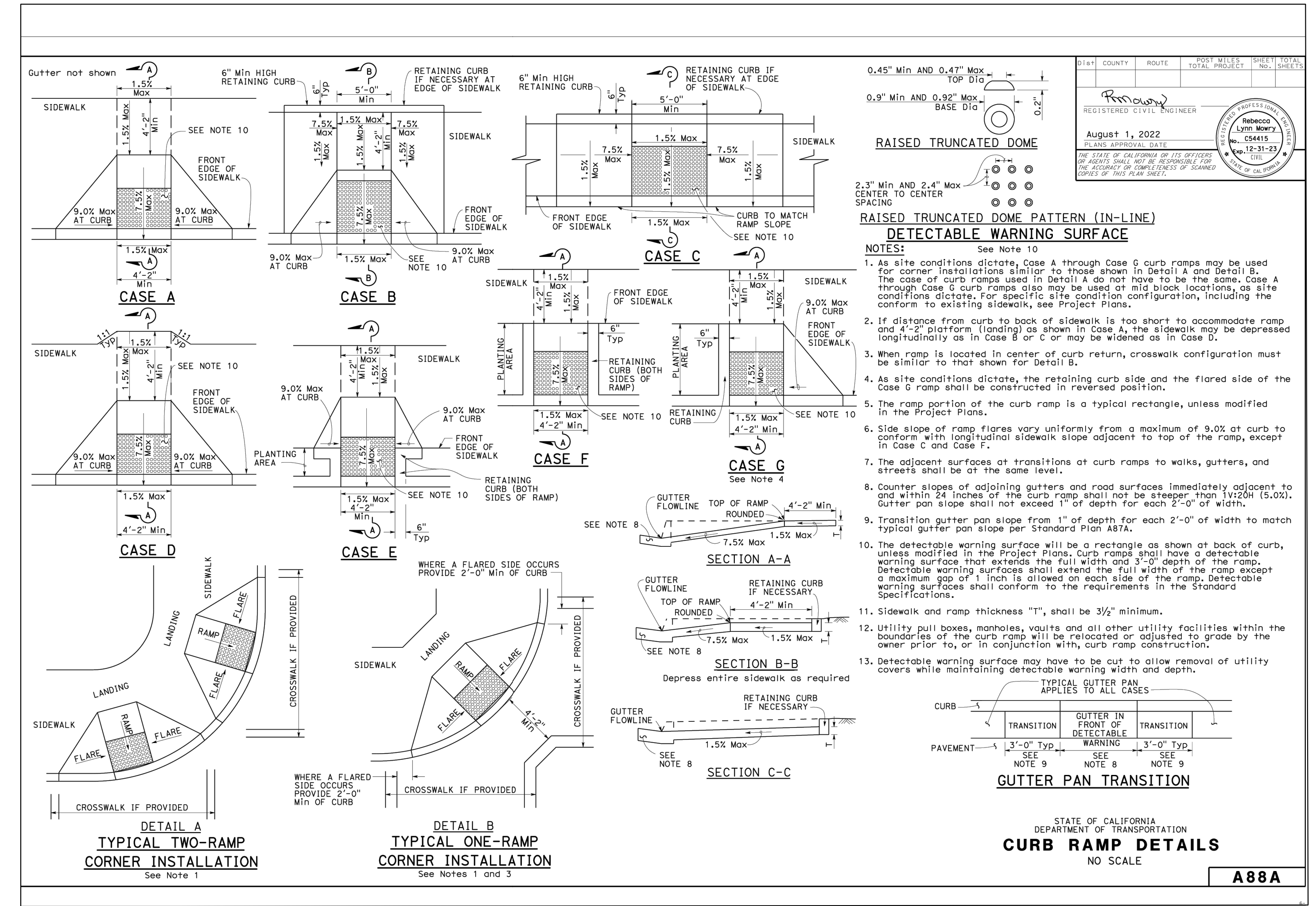
**JULIA R. BUEREN**  
 No. 37937  
 CIVIL  
 STATE OF CALIFORNIA

- NOTES:**
- All curb, gutter, and sidewalk shall conform to Standard Plans CA70 and CA71.
  - Concrete sidewalk removed for replacement construction shall be sawcut to a neat line at the nearest weakened plane joint, expansion joint or scoremark.
  - Dowels shall be placed in a 3/4" diameter drilled hole filled with 1:1 sand cement grout.
  - When replacing existing curb on existing alignment and grade, sawcut existing pavement 6" from gutter lip (or face of curb for Type 'B' curb replacement). Remove existing HMA and base to minimum 6" depth, compact subgrade and replace with full depth HMA. If placing new curb, sawcut pavement minimum of 12" inside existing edge of pavement, EP, unless otherwise directed on project plans. New pavement structural section shall be 0.5' HMA, 0.0' AB minimum unless otherwise specified on the plans or as required by the Public Works Department.
  - Paving at the gutter lip shall conform to Detail A of Standard Plan CA70. When the street slopes away from the curb, the paving shall match the gutter lip.
  - If W5' add additional doweling, 4' maximum spacing between dowels.

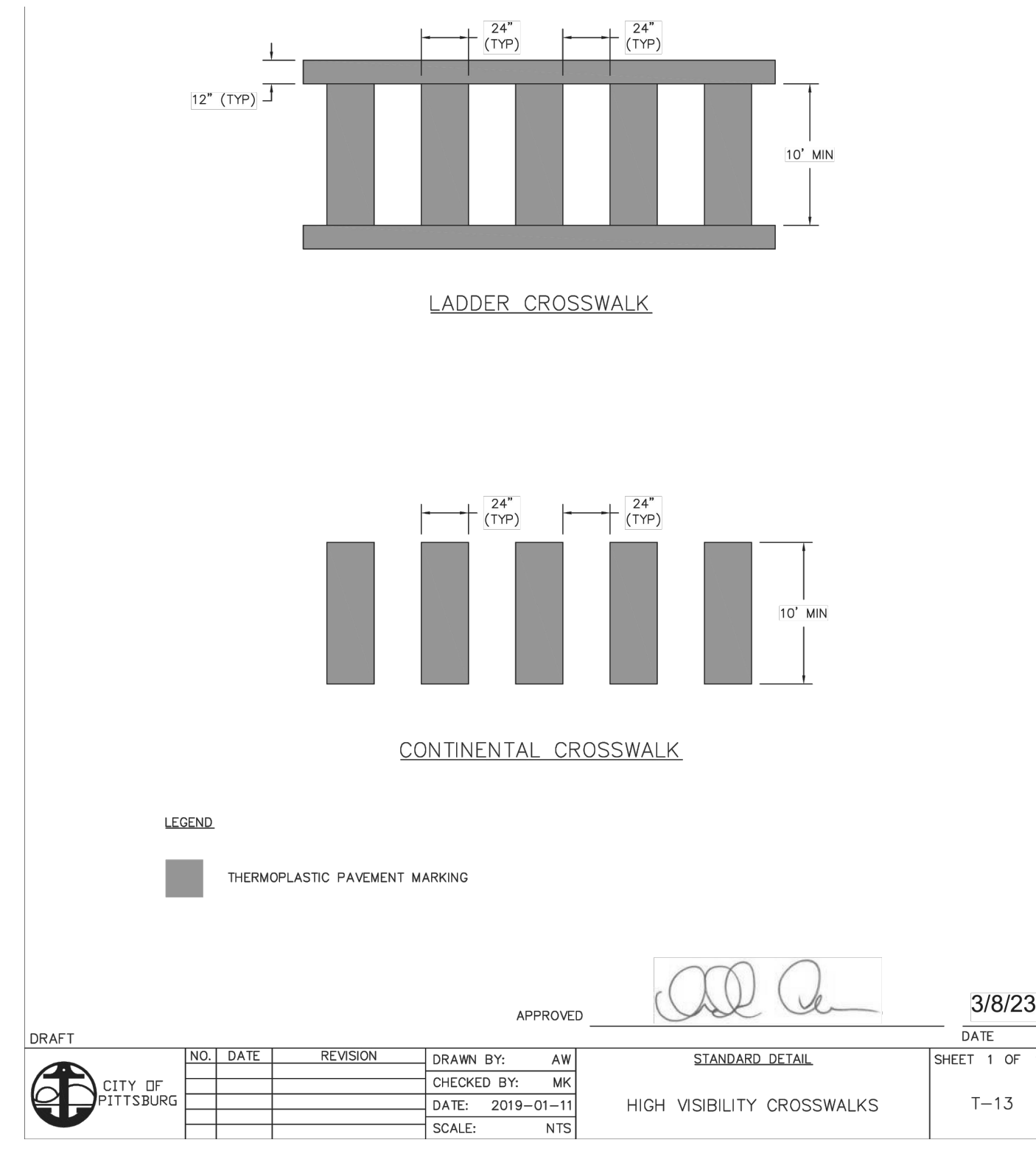
COUNTY OF CONTRA COSTA  
 PUBLIC WORKS DEPARTMENT  
 MARTINEZ, CALIFORNIA  
 STANDARD PLAN

**DOWELING DETAILS FOR CURB AND SIDEWALK**

SCALE: NO SCALE DATE: 3/14  
 DRAWN BY: H. HUSSEY PLAN NO. CA74  
 CHECKED BY: M. HOLLINGSWORTH

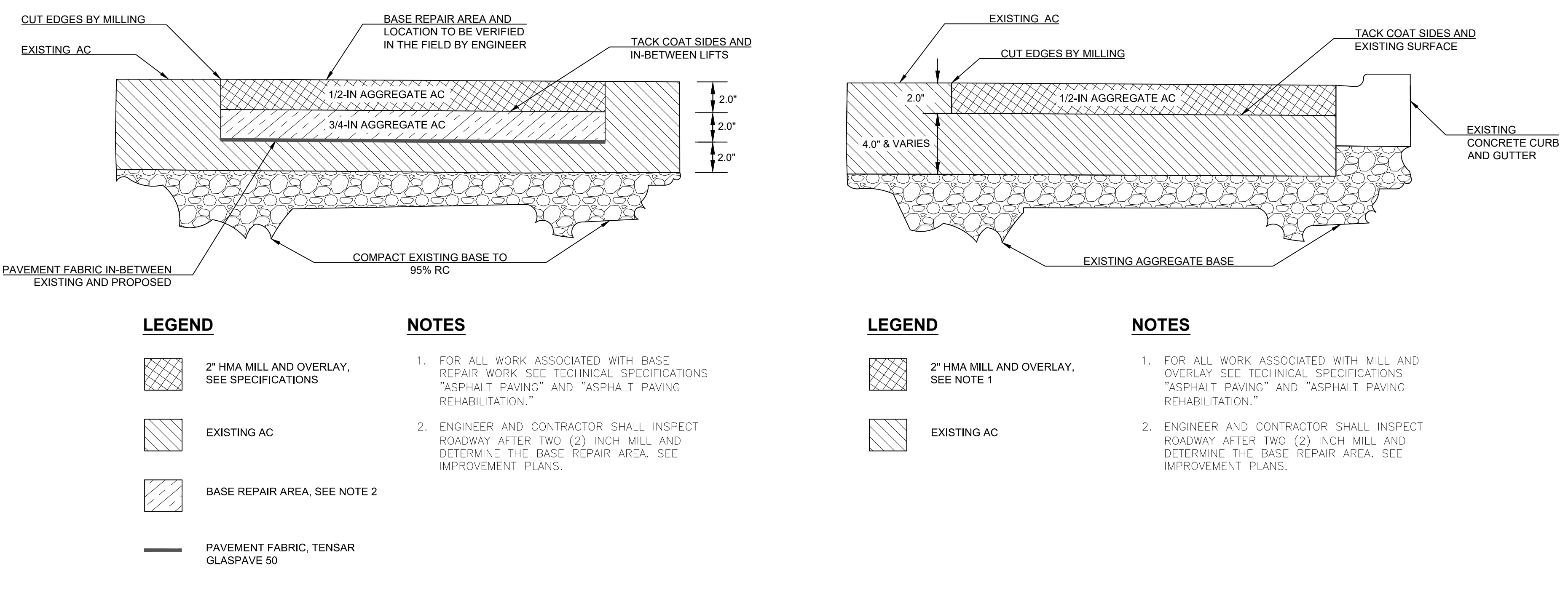


**DETAIL 7 - COUNTY DOWELING STANDARD DETAIL**  
 NOT TO SCALE



**DETAIL 9 - CITY OF PITTSBURG STANDARD DETAIL**  
 NOT TO SCALE

**DETAIL 8 - CALTRANS CURB RAMP STANDARD DETAIL**  
 NOT TO SCALE




**DETAIL 10 - BASE REPAIR**  
 NOT TO SCALE

**DETAIL 11 - 2 INCH MILL & OVERLAY**  
 NOT TO SCALE

REGISTERED PROFESSIONAL ENGINEER  
 JOHN SAMUELSON  
 No. C67734  
 CIVIL  
 STATE OF CALIFORNIA

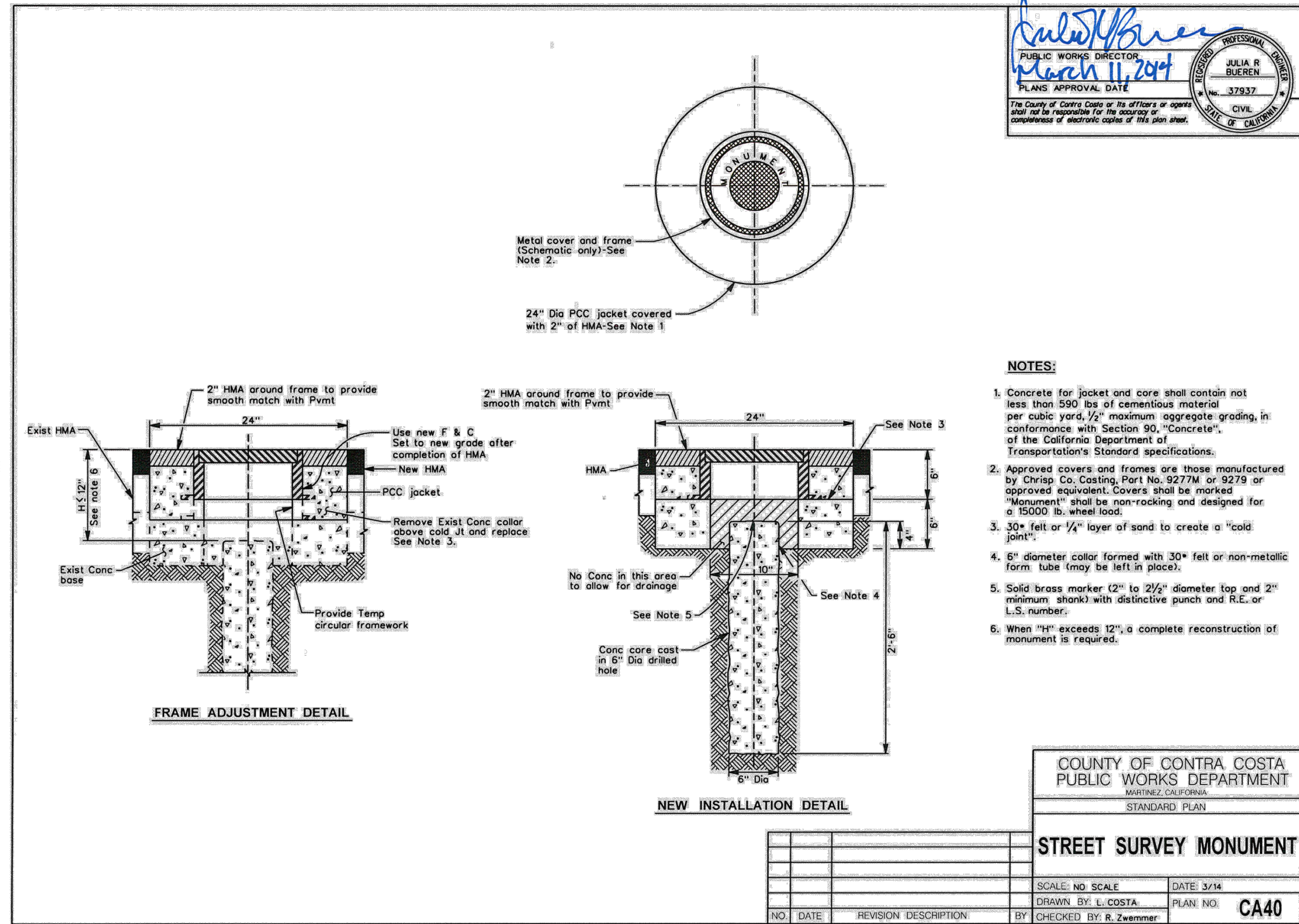
PREPARED UNDER THE DIRECTION OF:  
 7/12/23  
 JOHN SAMUELSON  
 R/E: C67734



PROJECT 2033  
 LOVERIDGE ROAD PAVEMENT MAINTENANCE  
 CIVIL DETAILS

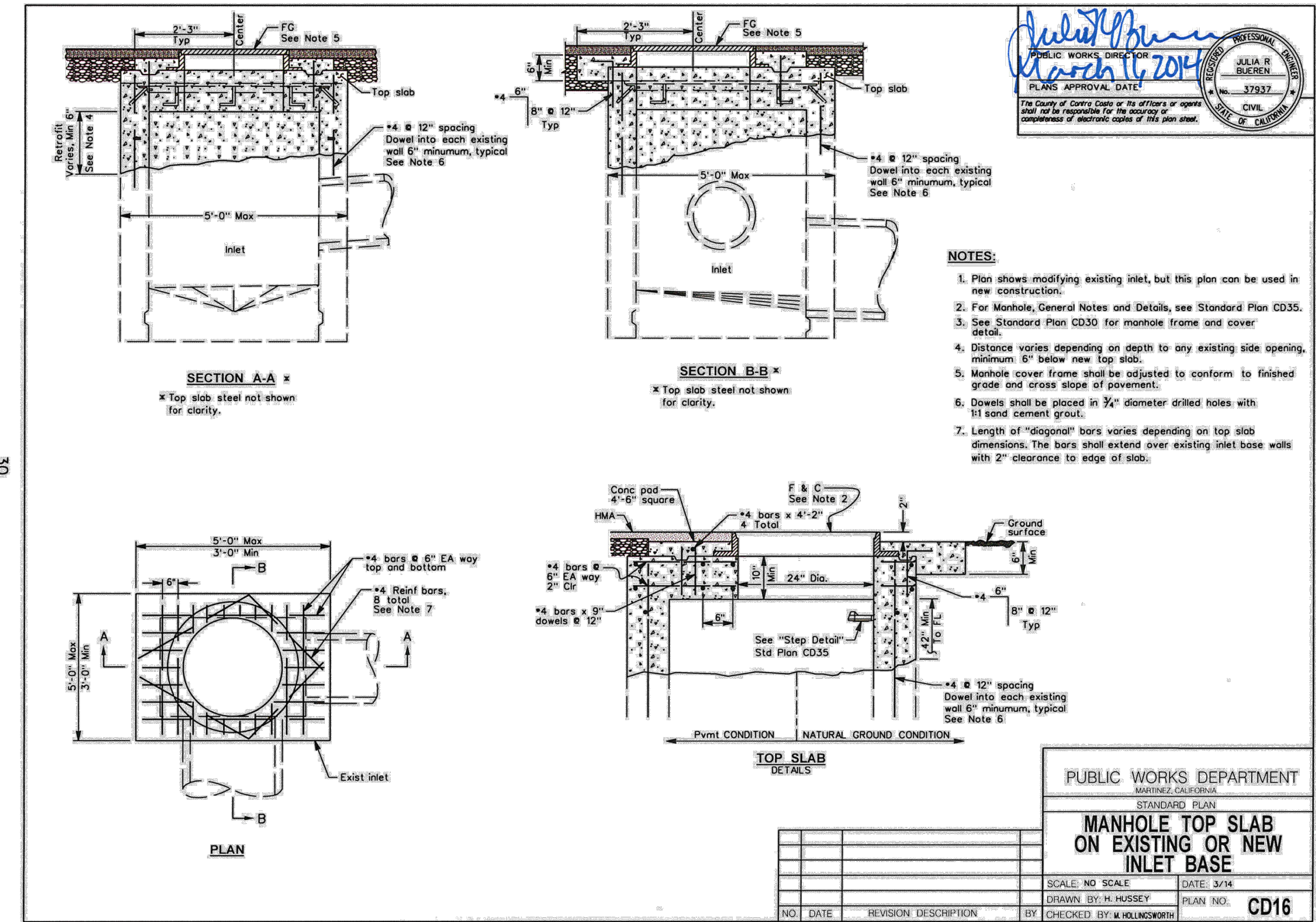
DATE	REV	DESCRIPTION	DRAWN: SR	CHECKED: SR	REVIEWED: DJ	DATE: 7/12/23	SCALE: N/A

SHEET: 8 OF 9  
 SHEET NO. CD-2



STD. PLAN CA40


30



STD. PLAN CD16

DETAIL 12 - ADJUST SURVEY MONUMENT TO GRADE  
 NOT TO SCALE

DETAIL 13 - ADJUST MANHOLE TO GRADE  
 NOT TO SCALE



PREPARED UNDER THE DIRECTION OF:  
 JOHN SAMUELSON  
 Date: 7/12/23  
 RCE: C07734



PROJECT 2033  
 LOVERIDGE ROAD PAVEMENT MAINTENANCE  
 CIVIL DETAILS

NO.	DATE	REVISION DESCRIPTION	BY	DESCRIPTION

# Appendix D

## Water Meter Application



## Construction Water Permit Fire Hydrant Water Meter

Fire Hydrant Meter #: \_\_\_\_\_ Date Issued: \_\_\_\_\_

Applicant/Company: \_\_\_\_\_ Tax ID: \_\_\_\_\_

Billing Address: \_\_\_\_\_ City/State/Zip: \_\_\_\_\_

Job Site: \_\_\_\_\_ Business License #: \_\_\_\_\_

Cell/Job Site Phone: \_\_\_\_\_ Office Phone: \_\_\_\_\_

Email Address: \_\_\_\_\_ Fax #: \_\_\_\_\_

Applicant Signature: \_\_\_\_\_ Print Name: \_\_\_\_\_

Meter Initial Reading: \_\_\_\_\_ Ccf Read by: \_\_\_\_\_  
*(Print Name)*

Condition Upon Issuance: \_\_\_\_\_

Inspected By: \_\_\_\_\_

Date Returned: \_\_\_\_\_ Returned Reading: \_\_\_\_\_ Ccf

Condition Upon Return: \_\_\_\_\_

Inspected By: \_\_\_\_\_

### Fire Hydrant Fees

(Resolution 17-13400)

	08/01/2022	01/01/2024	1/1/2025	1/1/2025	01/01/2027
<b>Monthly Fixed Charge</b>	\$330.00	\$340.00	\$360.00	\$380.00	\$485.00
<b>Usage Charge</b>	\$ 5.62 per CCF (748 gallons)	\$ 5.90 per CCF (748 gallons)	\$6.19 per CCF (748 gallons)	\$6.50 per CCF (748 gallons)	\$6.83 per CCF (748 gallons)
<b>Deposit for Meter</b>	\$ 1,200.00	(Refundable)			
<b>Application Fee</b>	\$ 35.00	(Non-refundable)			
<b>Total Deposit</b>	<b>\$ 1,235.00</b>				

# Construction Water Permit Fire Hydrant Water Meter

All water to be used for construction purposes and drawn from a fire hydrant **MUST** be metered.

## **Picking Up a Hydrant Meter**

1. Obtain a Construction Water Permit – Hydrant Meter Form from Pittsburg Water on the first floor of City Hall, 65 Civic Avenue.
2. Submit this completed form and pay fees according to the table .

## **Contractor Responsibilities:**

1. All water to be used for construction purposes and drawn from a fire hydrant **MUST** be metered.
2. Contractor/Applicant **is responsible** to pay monthly fixed charges and a water usage charge which will be billed once a month, and after the meter is returned to Pittsburg Water. If account becomes delinquent, Public Works may request hydrant meter to be returned until account has been paid current.
3. The contractor/Applicant **is responsible** for reporting meter readings to Pittsburg Water during the **third week of every month**. **This form** and a **picture of the register** will need to be emailed to [hydrants@pittsburgca.gov](mailto:hydrants@pittsburgca.gov). If a meter reading is not provided by the **25th of each month**, a **\$37.00** verification meter reading fee will be charged to reimburse the city for the cost
4. The contractor **is responsible** to bring the hydrant meter to the Public Works Corporation Yard to have it officially read and tested every six months At this time, the condition of the meter will be checked, to determine if repairs are needed.
5. Contractor/Applicant **is responsible** for any and all damage to the meter and is required to keep the meter and register clean and free of obstructions which may affect the operation of the meter while issued to them.
6. Meters shall not be moved to another job site or taken outside city limits. Meters must be accessible to Public Works at all times.
7. Lost, stolen or severely damaged hydrant meters may result in the loss of deposit and/or additional charges to the applicant.
8. At any point Public Works could require the meter to be tested for accuracy.

**PLEASE KEEP METERS INSIDE VEHICLES WHEN NOT IN USE. IF REGISTER ROLLS BACKWARDS EXTRA FEES MAY APPLY.**

By signing below, I have read and understand all the rules and regulations regarding my hydrant meter.

Signature: \_\_\_\_\_

Date: \_\_\_\_\_

# Appendix E

## Project Stabilization Agreement

**PROJECT STABILIZATION AGREEMENT**

**FORTHE CITY OF PITTSBURG**

**INTRODUCTION/FINDINGS**

This Project Stabilization Agreement is entered into this \_\_\_\_ day of \_\_\_\_\_, 2018, by and between the City of Pittsburg (hereinafter, the “City”), together with contractors and subcontractors of all tiers, who shall become signatory to this Agreement by signing the **"Agreement To Be Bound" (Addendum A)** (all of whom are referred to herein as "Contractors/Employers"), and the Contra Costa County Building & Construction Trades Council ("Council") and its affiliated local Unions that have executed this Agreement (all of whom are referred to collectively as “Union” or "Unions").

The purpose of this Agreement is to promote the efficiency of construction operations for the City of Pittsburg through the use of skilled labor resulting in quality construction outcomes, and to provide for peaceful settlement of labor disputes and grievances without strikes or lockouts, thereby promoting the public interest in assuring the timely and economical completion of the Project.

WHEREAS, the timely and successful completion of the Project is of the utmost importance to the City to avoid increased costs resulting from delays in construction; and

WHEREAS, large numbers of workers of various skills will be required in the performance of the construction work, including those to be represented by the Unions signatory to this Agreement and employed by contractors and subcontractors who are signatory to this Agreement; and

WHEREAS, the use of skilled labor on construction work increases the safety of construction projects as well as the quality of completed work; and

WHEREAS, it is recognized that on a Project of this magnitude with multiple contractors and bargaining units on the job site at the same time over an extended period of time, the potential for work disruption is substantial without an overriding commitment to maintain continuity of work; and

WHEREAS, the interests of the general public, the City, the Unions and the Contractor/Employers would be best served if the construction work proceeded in an orderly



manner without disruption because of strikes, sympathy strikes, work stoppages, picketing, lockouts, slowdowns or other interferences with work; and

WHEREAS, the Contractor/Employers and the Unions desire to mutually establish and stabilize wages, hours and working conditions for the workers employed on the Project to the end that a satisfactory, continuous and harmonious relationship will exist among the parties to this Agreement; and

WHEREAS, the parties agree that one of the primary purposes of this agreement is to avoid the tensions that might arise on the Project if Union and nonunion workers of different employers were to work side by side on the Project, thereby leading to labor disputes that could delay completion of the Project; and

WHEREAS, this Agreement is not intended to replace, interfere with, abrogate, diminish or modify existing local or national collective bargaining agreements in effect during the duration of the Project, insofar as a legally binding agreement exists between the Contractor/Employer(s) and the affected Union(s), except to the extent that the provisions of this Agreement are inconsistent with said collective bargaining agreements, in which event, the provisions of this Agreement shall prevail; and

WHEREAS, the contracts for the construction of the Project will be awarded in accordance with the applicable provisions of the California State Public Contract Code and state, local and federal laws; and

WHEREAS, the City has the absolute right to select the lowest responsive and responsible bidder for the award of construction contracts on the Project; and

WHEREAS, the City places high priority upon the development of comprehensive programs for the recruitment, training and employment of local area residents and military veterans, and recognizing the ability of local apprenticeship programs to provide meaningful and sustainable careers in the building and construction industry; and

WHEREAS, the parties signatory to this Agreement pledge their full good faith and trust to work towards mutually satisfactory completion of the Project.

NOW, THEREFORE, IT IS AGREED BETWEEN AND AMONG THE PARTIES HERETO, AS FOLLOWS:

**ARTICLE I**  
**DEFINITIONS**

1.1 “Agreement” means this Project Stabilization Agreement (“PSA”).

1.2 “Agreement to be Bound” means the agreement (attached hereto and incorporated herein as Addendum A) which shall be executed by each and every Contractor(s)/Employer(s) as a condition of performing Project Work.

1.3 “City” means the City of Pittsburg and its City Council or any City-authorized individual.

1.4 “Completion” means that point at which there is Final Acceptance by the City of a Construction Contract. For this definition of “Completion,” “Final Acceptance” shall mean that point in time at which the City has determined upon final inspection that the work on a Construction Contract has been completed in all respects and all required contract documents, contract drawings, warranties, certificates, manuals and data have been submitted and training completed in accordance with the contract documents, the City has executed a written acceptance of the work, and a Notice of Completion has been filed.

1.5 “Construction Contract” means the public works or improvement contract(s) awarded by the City (including by design bid, design build, lease leaseback or other contracts under which Covered Work is performed) that are necessary to complete the Project.

1.6 “Contractor/Employer(s)” or “Contractor(s)” or “Employer(s)” means any individual, firm, partnership or corporation, or combination thereof, including joint ventures, that is an independent business enterprise, and their successors and assigns, that enters into contract with the City (whether by design bid, design build, lease leaseback or other means), with respect to the construction of any part of the Project under contract terms and conditions approved by the City and which incorporate this Agreement, and any of its contractors or subcontractors of any tier.

1.7 “Council” means the Contra Costa County Building & Construction Trades Council.

1.8 “Master Agreement” or “Schedule A” or “Master Labor Agreement” means the Master Collective Bargaining Agreement of each craft Union signatory hereto, copies of which shall be made available to the City upon request.

1.9 “Project” means a City construction project funded in whole or in part with City of Pittsburg funds where the engineer’s estimate or bid amount exceeds one million dollars (\$1,000,000), excluding those Projects set forth in the Side Letter executed concurrently with this Agreement. All Construction Contracts required to complete an integrated City construction project shall be considered in determining the threshold value. Projects outside of the above definition may require a Project Stabilization Agreement if passed by the City of Pittsburg City Council by a majority vote. The City, through its City Council, and the Council may mutually agree in writing to add additional components to the Project’s Scope of Work to be covered under this PSA. The term “Project” applies to all projects as defined in this section, whether used in the singular or plural herein.

1.10 “Project Manager” means the person or business entity designated by the City to oversee all phases of construction on the Project and the implementation of this Agreement.

1.11 “Union” or “Unions” means the Contra Costa Building and Construction Trades Council, AFL-CIO (“the Council”) and its affiliated Unions signatory to this Agreement, acting in their own behalf and on behalf of their respective affiliates and member organizations whose names are subscribed hereto and who have through their officers executed this Agreement.

## **ARTICLE II**

### **SCOPE OF AGREEMENT**

2.1 Parties: This Agreement shall apply and is limited to all Contractors/Employers performing Construction Contracts on the Project (including subcontractors at any tier), the City, the Council and its affiliated Unions signatory to this Agreement.

2.2 Applicability: The Agreement shall govern all Construction Contracts awarded on City Projects. For the purposes of this Agreement, the Construction Contract shall be considered complete as set forth in Section 1.4, except when the City directs a Contractor to engage in repairs, warranty work, punch list work, or modifications as required under the original Construction Contract with the City, or when a Contractor performs work under a change order for a Construction Contract.

2.3 Covered Work: This Agreement covers, without limitation, all on-site site preparation, surveying, construction, alteration, demolition, installation, improvement, painting or repair of

buildings, structures and other works, and related activities for the Project that is within the craft jurisdiction of one of the Unions and which is directly or indirectly part of the Project, including, without limitation to the following examples, geotechnical and exploratory drilling, temporary HVAC, landscaping and temporary fencing, pipelines (including those in linear corridors built to serve the Project), pumps, pump stations, and modular furniture installation. On-site work includes work done solely for the Project in temporary yards, dedicated sites, or areas adjacent to the Project, and at any on-site or off-site batch plant constructed solely to supply materials to the Project. This scope of work includes all soils and materials testing and inspection where such testing and inspection is a classification in which a prevailing wage determination has been published.

2.3.1 This Agreement shall apply to any start-up, calibration, commissioning performance testing, repair, maintenance, and operational revisions to systems and/or subsystems for the Project that are under a Construction Contract, including when performed after Completion, unless it is performed by City employees.

2.3.2 This Agreement covers all on-site fabrication work over which the City, Contractor(s) or subcontractor(s) possess the right of control (including work done for the Project in any temporary yard or area established for the Project). Additionally, this Agreement covers any off-site work, including fabrication, necessary for the Project defined herein, that is covered by a current Schedule A Agreement or local addenda to a National Agreement of the applicable Union(s) that is in effect as of the execution date of this Agreement.

2.3.3 The furnishing of supplies, equipment or materials which are stockpiled for later use shall not be covered by this Agreement. However, construction trucking work, such as the hauling and delivery of ready-mix, asphalt, aggregate, sand, soil, or other fill or similar material that is incorporated into the construction process as well as the off-hauling of soil, sand, gravel, rocks, concrete, asphalt, excavation materials, construction debris and excess fill, material and/or mud, shall be covered by the terms and conditions of this Agreement to the fullest extent allowed by law and by the prevailing wage determinations of the California Department of Industrial Relations. Contractor/Employer(s), including brokers, of persons providing construction trucking work shall provide certified payroll records to the City within ten (10) calendar days of written request or as required by bid specifications.

2.3.4 Work covered by this Agreement within the following craft jurisdictions shall be performed under the terms of their National Agreements as follows: the National Transient Lodge (NTL) Articles of Agreement, the National Stack/Chimney Agreement, the National Cooling Tower Agreement, and the National Agreement of Elevator Constructors, and any instrument calibration work and loop checking shall be performed under the terms of the UA/IBEW Joint National Agreement for Instrument and Control Technicians, with the exception that Articles IV, XIV and XV of this Agreement shall apply to such work.

#### 2.4 Exclusions

2.4.1 The Agreement is not intended to, and shall not affect or govern the award of public works contracts by the City which are not included in the Project.

2.4.2 The Agreement shall not apply to a Contractor/Employer's non-construction craft employees, including but not limited to executives, managerial employees, engineering employees and supervisors above the level of General Foreman (except those covered by existing Master Collective Bargaining Agreements), staff engineers or other professional engineers, administrative, management, office and clerical employees.

2.4.3 This Agreement shall not apply to any non-Project work performed on or near or leading to the site of work covered by this Agreement that is undertaken by state, county, city or other governmental bodies or their contractors; or by public or private utilities or their contractors. Work performed by public or private utilities including all electrical utility, voice-data-video, and security installation work ahead of and up to the electrical service entry connection or the main point of entry into the building shall be excluded. All electrical utility, voice-data-video, and security installation work performed after the electrical utility service entrance or the main point of entry shall be Covered Work. Additionally, all contracted work performed ahead of the service entrance connection and main point of entry that is inside the property line and that provides for access to the building via a conduit or series of conduits shall be Covered Work.

2.4.4 The Agreement shall not apply to off-site maintenance of leased equipment and on-site supervision of such work.

2.4.5 This Agreement shall not apply to any construction project outside the City's jurisdiction performed jointly with another public entity, where the City is not bidding the project.

2.5 Award of Contracts: It is understood and agreed that the City has the absolute right to select any qualified bidder for the award of Construction Contracts under this Agreement. The bidder need only be willing, ready and able to execute and comply with this Agreement. It is further agreed that this Agreement shall be included in all invitations to bid or solicitations for proposals from contractors or subcontractors for work on the Project that are issued on and after the effective date of this Agreement. A copy of all invitations to bid shall be provided at time of issuance to the Council.

### **ARTICLE III**

#### **EFFECT OF AGREEMENT**

3.1 By executing the Agreement, the Unions and the City agree to be bound by each and all of the provisions of the Agreement.

3.2 By accepting the award of a construction contract for the Project, whether as contractor or subcontractor thereunder, the Contractor/Employer agrees to be bound by each and every provision of the Agreement and agrees that it will evidence its acceptance prior to the commencement of work by executing **the Agreement to be Bound** in the form attached hereto as **Addendum A**.

3.3 At the time that any Contractor/Employer enters into a subcontract with any subcontractor providing for the performance of a construction contract, the Contractor/Employer shall provide a copy of this Agreement to said subcontractor and shall require the subcontractor as a precondition of accepting an award of a construction subcontract to agree in writing, by executing the Agreement to be Bound, to be bound by each and every provision of this Agreement prior to the commencement of work. The obligations of a contractor may not be evaded by subcontracting.

3.4 This Agreement shall only be binding on the signatory parties hereto, and their successors and assigns, and shall not apply to the parents, affiliates, subsidiaries, or other ventures of any such party. Each Contractor shall alone be liable and responsible for its own individual acts and conduct and for any breach or alleged breach of this Agreement, except as otherwise provided by law or the applicable Schedule A. Any dispute between the Union(s) and the Contractor(s) respecting compliance with the terms of the Agreement, shall not affect the

rights, liabilities, obligations and duties between the signatory Union(s) and other Contractor(s) party to this Agreement.

3.5 It is mutually agreed by the parties that any liability by a signatory Union to this Agreement shall be several and not joint. Any alleged breach of this Agreement by a signatory Union shall not affect the rights, liabilities, obligations and duties between the signatory Contractor(s) and the other Union(s) party to this Agreement.

3.6 The provisions of this Agreement, including Schedules A's, which are incorporated herein by reference and which are the local Master Agreements of the Signatory Unions having jurisdiction over the work on the Project, shall apply to the work covered by this Agreement, notwithstanding the provisions of any other local, area and/or national agreements which may conflict with or differ from the terms of this Agreement. Where a subject covered by the provisions of this Agreement is also covered by a Schedule A, the provisions of this Agreement shall prevail. Where a subject is covered by the provisions of a Schedule A and is not covered by this Agreement, the provisions of the Schedule A shall prevail.

## **ARTICLE IV**

### **WORK STOPPAGES, STRIKES, SYMPATHY STRIKES, AND LOCKOUTS**

4.1 The Unions, City and Contractor(s)/Employer(s) covered by the Agreement agree that for the duration of the Project:

4.1.1 There shall be no strikes, sympathy strikes, work stoppages, picketing, handbilling or otherwise advising the public that a labor dispute exists, or slowdowns of any kind, for any reason, by the Unions or employees employed on the Project, at the job site of the Project or at any other facility of City because of a dispute on the Project. Disputes arising between the Unions and Contractor(s)/ Employer(s) on other City projects are not governed by the terms of the Agreement or this Article.

4.1.2 There shall be no lockout of any kind by a Contractor/Employer of workers employed on the Project.

4.1.3 If a Master Agreement expires before the Contractor/Employer completes the performance of work under the Construction Contract and the Union or Contractor/Employer gives notice of demands for a new or modified Master Agreement, the Union agrees that it will

not strike on work covered under this Agreement and the Union and the Contractor/Employer agree that the expired Master Agreement shall continue in full force and effect for work covered under this Agreement until a new or modified Master Agreement is reached. If the new or modified Master Agreement provides that any terms of the Master Agreement shall be retroactive, the Contractor/ Employer agrees to comply with any retroactive terms of the new or modified Master Agreement which are applicable to employees who were employed on the projects during the interim, with retroactive payment due within seven (7) calendar days of the effective date of the modified Master Agreement.

4.1.4 In the case of nonpayment of wages or trust fund contributions on the Project, the Union shall give the City and the Contractor/Employer(s) three (3) business days' notice when nonpayment of trust fund contributions has occurred and one (1) business days' notice when nonpayment of wages has occurred or when paychecks being tendered to a financial institution normally recognized to honor such paychecks will not honor such paycheck as a result of insufficient funds, of the intent to withhold labor from the Contractor/Employer(s)' or their subcontractor's workforce, during which time the Contractor/Employer shall have the opportunity to correct the default. In this instance, a Union's withholding of labor (but not picketing) from an Contractor/Employer who has failed to pay its fringe benefit contributions or failed to meet its weekly payroll shall not be considered a violation of this Article.

4.1.5 If the City contends that any Union has violated this Article, it will notify in writing (including email) the Senior Executive of the Council and the Senior Executive of the Union, setting forth the facts alleged to violate the Article, prior to instituting the expedited arbitration procedure set forth below. The Council will immediately use his/her best efforts to cause the cessation of any violation of this Article. The leadership of the Union will immediately inform the membership of their obligations under this Article. A Union complying with this obligation shall not be held responsible for unauthorized acts of employees it represents.

4.2 Expedited Arbitration: Any party to this Agreement shall institute the following procedure, prior to initiating any other action at law or equity, when a breach of this Article is alleged to have occurred:

4.2.1 A party invoking this procedure shall notify Robert Hirsch, as the permanent arbitrator, or Barry Winograd, as the alternate arbitrator under this procedure. In the event that the permanent arbitrator is unavailable at any time, the alternate will be contacted. If neither is



available, then a selection shall be made pursuant to the procedure in Section 14.2. Notice to the arbitrator shall be by the most expeditious means available, with notices by facsimile, email or telephone to the City and the party alleged to be in violation, and to the Council and involved local Union if a Union is alleged to be in violation.

4.2.2 Upon receipt of said notice, the City will contact the designated arbitrator named above or his alternate who will attempt to convene a hearing within twenty-four (24) hours if it is contended that the violation still exists.

4.2.3 The arbitrator shall notify the parties by facsimile, email or telephone of the place and time for the hearing. Said hearing shall be completed in one session, which, with appropriate recesses at the arbitrator's discretion, shall not exceed twenty-four (24) hours unless otherwise agreed upon by all parties. A failure of any party to attend said hearings shall not delay the hearing of evidence or the issuance of an award by the arbitrator.

4.2.4 The sole issue at the hearing shall be whether or not a violation of Article IV, Section 4.1 of the Agreement has occurred. The arbitrator shall have no authority to consider any matter of justification, explanation or mitigation of such violation or to award damages, which issue is reserved for court proceedings, if any. The award shall be issued in writing within three (3) hours after the close of the hearing, and may be issued without a written opinion. If any party desires a written opinion, one shall be issued within fifteen (15) calendar days, but its issuance shall not delay compliance with or enforcement of the award. The arbitrator may order cessation of the violation of this Article and other appropriate relief and such award shall be served on all parties by hand or registered mail upon issuance. Should a party found in violation of this Article fail to comply with an Arbitrator's award to cease the violation, the party in violation shall pay to the affected party (the City for a strike violation, the applicable Union(s) and trust fund(s) on behalf of the affected workers for a lockout violation) as liquidated damages the sum of ten thousand dollars (\$10,000.00) per shift for which it failed to comply, or portion thereof, until such violation is ceased. The Arbitrator shall retain jurisdiction to resolve any disputes regarding the liquidated damages claimed under this section.

4.2.5 Such award may be enforced by any Court of competent jurisdiction upon the filing of this Agreement and all other relevant documents referred to above in the following manner. Written notice of the filing of such enforcement proceedings shall be given to the other party. In the proceeding to obtain a temporary order enforcing the arbitrator's award as issued

under Section 4.2.4 of this Article, all parties waive the right to a hearing and agree that such proceedings may be ex parte. Such agreement does not waive any party's right to participate in a hearing for a final order or enforcement. The Court's order or orders enforcing the arbitrator's award shall be served on all parties by hand or delivered by certified mail.

4.2.6 Any rights created by statute or law governing arbitration proceedings inconsistent with the above procedure, or which interfere with compliance, are waived by the parties.

4.2.7 The fees and expenses of the arbitrator shall be divided equally between the party instituting the arbitration proceedings and the party alleged to be in breach of its obligation under this Article.

## **ARTICLE V**

### **PRE-CONSTRUCTION CONFERENCE**

5.1 Timing: The General Contractor, after conferring with the Council, shall convene and conduct a pre-job conference with representatives of all involved Contractors/Employers, who shall be prepared to announce craft assignments and to discuss in detail the scope of work and other issues as set forth below, and the Unions, at a location mutually agreeable to the parties at least twenty-one (21) calendar days prior to:

- (a) The commencement of any Project Work, and
- (b) The commencement of Project Work on each subsequently awarded construction contract or phase.

5.2 The conference shall be attended by a representative of each participating Contractor and each affected Union and the Council and City may attend at their discretion.

5.3 Pre-Job Conference. The pre-job conference will consist of:

- (a) A listing of each Contractor's scope of work;
- (b) The craft assignments;
- (c) The estimated number of craft workers required to perform the work;
- (d) Transportation arrangements;
- (e) The estimated start and completion dates of the work; and
- (f) Discussion of pre-fabricated materials.

5.4 Review Meetings: In order to ensure the terms of the PLA are being fulfilled and all concerns pertaining to the City, the Unions, and the Contractors are addressed, the Project Manager, General Contractor and Senior Executive of the Council or designated representatives thereof shall meet on a periodic basis during the term of construction of a Project.

**ARTICLE VI**  
**NO DISCRIMINATION**

6.1 The Contractor/Employers and Unions agree to comply with all anti-discrimination provisions of federal, state, and local law, to protect employees and applicants for employment, on the Project.

**ARTICLE VII**  
**UNION SECURITY**

7.1 The Contractor/Employers recognize the Union(s) as the sole bargaining representative of all craft employees working within the scope of this Agreement.

7.2 Contractor/Employer shall be responsible to ensure that all employees who are employed by the Contractor/Employer(s) shall, as a condition of employment, on or before the eighth (8th) day of consecutive or cumulative employment on a construction contract subject to this Agreement, be responsible for the payment of the applicable monthly working dues and any associated fees uniformly required for Union membership in the applicable local Union which is signatory to this Agreement and shall stay current with such working dues and fees for the duration of work on the Project. Further, there is nothing in this Agreement that would prevent non-union employees from joining the local Union.

7.3 Authorized representatives of the Unions shall give notice to a supervisor to access the Projects whenever work covered by this Agreement is being or will be performed on the Project.

**ARTICLE VIII**  
**REFERRAL**

8.1 Contractor/Employers performing construction work on the Project described in the Agreement shall, in filling craft job requirements, utilize and be bound by the registration facilities and referral systems established or authorized by the Unions signatory hereto. The Contractor/Employer(s) shall have the right to reject any applicant referred by the Union(s), in accordance with the applicable Master Agreement.

8.2 The Contractor(s) shall have the unqualified right to select and hire directly all supervisors above general foreman it considers necessary and desirable, without such persons being referred by the Union(s), (unless covered by an existing Master Agreement).

8.3 In the event that referral facilities maintained by the Union(s) are unable to fill the requisition of a Contractor/Employer for employees within a forty-eight (48) hour period (Saturdays, Sundays and Holidays excluded) after such requisition is made by the Contractor/Employer(s), the Contractor/Employer(s) shall be free to obtain work persons from any source. A Contractor who hires any personnel to perform covered work on the Project pursuant to this Section shall immediately provide the appropriate Union with the name and address of such employee(s) and shall immediately refer such employee(s) to the appropriate Union to satisfy the requirements of Article VII of this Agreement.

8.4 **Local Hire:** It is in the interest of the parties to this Agreement to facilitate employment of City of Pittsburg and Local Area residents and to use resources in the Local Area in construction of the Project. The “Local Area” shall be defined as the communities of Pittsburg and Contra Costa County to be served by the Project. It is the objective of the parties that not less than twenty-five percent (25%) of all hours worked on the Project be worked by residents of the Local Area. The Unions will exert their utmost efforts to recruit sufficient numbers of skilled craft persons to fulfill the requirements of the contractor. The Parties to this Agreement support the development of increased numbers of skilled construction workers from the Local Area. To the extent allowed by law, and consistent with the Local Union’s hiring hall provisions, and as long as they possess the requisite skills and qualifications, residents of the Local Area, including journeymen and apprentices, shall be referred for Project work covered by this Agreement.

**ARTICLE IX**  
**WAGES AND BENEFITS**

9.1 All Contractor/Employers agree to pay contributions to the established vacation, pension and other form of deferred compensation plan, apprenticeship, worker protection and assistance, and health benefit funds established by the applicable Master Agreement for each hour worked on the Project in the amounts designated in the Master Agreements of the appropriate signatory Unions.

9.2 By signing this Agreement, the Contractor/Employers adopt and agree to be bound by the written terms of the legally established Trust Agreements, as described in Section 9.1, which may from time to time be amended, specifying the detailed basis on which payments are to be made into, and benefits paid out of, such Trust Funds. The Contractors authorize the parties to such local trust agreements to appoint trustees and successor trustees to administer the trust funds and hereby ratify and accept the trustees so appointed as if made by the Contractor(s). The Contractors/Employers agree to execute a separate Subscription Agreement(s) for Trust Funds when such Trust Fund(s) requires such document(s).

9.3 Wages, Hours, Terms and Conditions of Employment: The wages, hours and other terms and conditions of employment on the Project shall be governed by the Master Agreement of the respective crafts, to the extent such Master Agreement is not inconsistent with this Agreement. Where a subject is covered by the Master Agreement and not covered by this Agreement, the Master Agreement will prevail. When a subject is covered by both the Master Agreement and this Agreement, to the extent there is any inconsistency, this Agreement will prevail.

9.4 Holidays: Holidays shall be in compliance with the applicable Master Agreement.

**ARTICLE X**  
**APPRENTICES**

10.1 Recognizing the need to develop adequate numbers of competent workers in the construction industry, the Contractor/Employer(s) shall employ apprentices of a California State-approved Joint Apprenticeship Training Program in the respective crafts to perform such work as

is within their capabilities and which is customarily performed by the craft in which they are indentured.

10.2 The apprentice ratios will be in compliance with the applicable provisions of the California Labor Code and Prevailing Wage Rate Determination.

10.3 Consistent with the Master Agreements and state law, there shall be no restriction on the utilization of apprentices in performing the work of their craft provided they are properly supervised.

## **ARTICLE XI**

### **HELMETS TO HARDHATS**

11.1 The Contractor/Employer(s) and the Unions recognize a desire to facilitate the entry into the building and construction trades of veterans who are interested in careers in the building and construction industry. The Contractor(s)/Employer(s) and Unions agree to utilize the services of the Center for Military Recruitment, Assessment and Veterans Employment (hereinafter “Center), a joint Labor-Management Cooperation Trust Fund, established under the authority of Section 6(b) of the Labor-Management Cooperation Act of 1978, 29 U.S.C. Section 175(a), and Section 302(c)(9) of the Labor-Management Relations Act, 29 U.S.C. Section 186(c)(9), and a charitable tax exempt organization under Section 501(c)(3) of the Internal Revenue Code, and the Center’s “Helmets to Hardhats” program to serve as a resource for preliminary orientation, assessment of construction aptitude, referral to apprenticeship programs or hiring halls, counseling and mentoring, support network, employment opportunities and other needs as identified by the parties.

11.2 The Unions and Contractor(s)/Employer(s) agree(s) to coordinate with the Center to participate in an integrated database of veterans and members of the National Guard and Reserves interested in working on the Project and of apprenticeship and employment opportunities for this Project. To the extent permitted by law, the Unions will give credit to such veterans and members of the National Guard and Reserves for bona fide, provable past experience.

**ARTICLE XII**  
**COMPLIANCE**

12.1 It shall be the responsibility of the Contractor(s)/Employer(s) and Unions to investigate and monitor compliance with the provisions of the Agreement contained in Article IX. Nothing in this agreement shall be construed to interfere with or supersede the usual and customary legal remedies available to the Unions and/or employee benefit Trust Funds to collect delinquent Trust Fund contributions from Contractor(s)/Employer(s) on the Project. The City shall monitor and enforce compliance with prevailing wage requirements of the state only to the extent required by law, and Contractors/Employers' compliance with this Agreement.

**ARTICLE XIII**  
**EMPLOYEE GRIEVANCE PROCEDURE**

13.1 All disputes involving discipline and/or discharge of employees working on the Project shall be resolved through the grievance and arbitration provision contained in the Master Agreement for the craft of the affected employee. No employee working on the Project shall be disciplined or dismissed without just cause.

**ARTICLE XIV**  
**GRIEVANCE ARBITRATION PROCEDURE**

14.1 Project Labor Disputes: All project labor disputes involving the application or interpretation of the Master Agreement to which a signatory Contractor/Employer and a signatory Union are parties shall be resolved pursuant to the resolution procedures of that Master Agreement. All disputes relating to the interpretation or application of this Agreement shall be subject to resolution by the grievance arbitration procedures set forth herein.

14.2 No grievance shall be recognized unless the grieving party (Local Union or District Council on its own behalf, or on behalf of an employee whom it represents, or a Contractor/Employer on its own behalf) provides notice in writing to the party with whom it has a dispute within five (5) business days after becoming aware of the dispute but in no event more

than thirty (30) business days after it reasonably should have become aware of the event giving rise to the dispute. Time limits may be extended by mutual written agreement of the parties.

Step 1: Within five (5) business days after the receipt of the written notice of the grievance, the Business Representative of the involved Local Union or District Council, or his/her designee, or the representative of the employee, and the representative of the involved Contractor/Employer shall confer and attempt to resolve the grievance.

Step 2: In the event that the representatives are unable to resolve the dispute within the five (5) business days of the Step 1 meeting, within five (5) business days thereafter, the alleged grievance may be referred in writing by either involved party to the Business Manager(s) of the affected Union(s) involved and the Manager of Labor Relations of the Employer(s) or the Manager's designated representative, for discussion and resolution. Regardless of which party has initiated the grievance proceeding, prior to a Step 2 meeting, the Union(s) shall notify its International Union representative(s), which shall advise both parties if it intends on participating in a Step 2 meeting. The Project Manager and the Council shall have the right to participate in any efforts to resolve the dispute at Step 2.

Step 3: If the grievance is not settled in Step 2, within five (5) business days of the Step 2 meeting, either party may request the dispute be submitted to arbitration or the time may be extended by mutual consent of both parties. Within five (5) business days after referral of a dispute to Step 3, the representatives shall choose a mutually agreed upon arbitrator for final and binding arbitration. The parties agree that if the permanent arbitrator or his alternate is not available, an arbitrator shall be mutually agreed upon by the parties. If the parties cannot mutually agree, an arbitrator shall be selected by the alternate striking method from a list of four (4). Each party shall provide two (2) arbitrators for the list at the time of arbitration. The order of striking names from the list of arbitrators shall be determined by a coin toss, the winner of which shall decide whether they wish to strike first or second.

14.3 The decision of the Arbitrator shall be final and binding on all parties. The Arbitrator shall have no authority to change, amend, add to or detract from any of the provisions of the Agreement. The expense of the Arbitrator shall be borne equally by both parties. The Arbitrator shall arrange for a hearing on the earliest available date from the date of his/her selection. A decision shall be given to the parties within five (5) calendar days after completion of the hearing



unless such time is extended by mutual agreement. A written opinion may be requested by a party from the presiding arbitrator.

14.4 The time limits specified in any step of the Grievance Procedure set forth in Section 14.2 may be extended by mutual agreement of the parties. However, failure to process a grievance, or failure to respond in writing within the time limits provided above, without an agreed upon extension of time, shall be deemed a waiver of such grievance without prejudice, or without precedent to the processing of and/or resolution of like or similar grievances or disputes. In order to encourage the resolution of disputes and grievances at Steps 1 and 2 of this Grievance Procedure, the parties agree that such settlements shall not be precedent setting.

14.5 Retention: To the extent allowed by applicable law, at the time a grievance is submitted under this Agreement or any Master Agreement, the Union(s) may request that the City withhold and retain an amount from what is due and owing to the Contractor(s) against whom the grievance is filed, sufficient to cover the damages alleged in the grievance, should the Union(s) prevail. The amount shall be retained by the City until such time as the underlying grievance giving rise to the retention is withdrawn, settled, or otherwise resolved, and the retained amount shall be paid to whomever the parties to the grievance shall decide, or to whomever an Arbitrator shall so order.

14.6 Should any of the arbitrators listed in this Article or Article IV no longer work as a labor arbitrator, the City and the Council shall mutually agree to a replacement.

## ARTICLE XV

### WORK ASSIGNMENTS AND JURISDICTIONAL DISPUTES

15.1 The assignment of Covered Work will be solely the responsibility of the Employer performing the work involved; and such work assignments will be in accordance with the Plan for the Settlement of the Jurisdictional Disputes in the Construction Industry (the "Plan") or any successor Plan.

15.2 All jurisdictional disputes on this Project between or among the building and construction trades Unions and the Employers parties to this Agreement, shall be settled and adjusted according to the present Plan established by the Building and Construction Trades Department or any other plan or method of procedure that may be adopted in the future by the

Building and Construction Trades Department. Decisions rendered shall be final, binding and conclusive on the Employers and Unions parties to this Agreement.

15.3 If a dispute arising under this Article involves the Northern California Carpenters Regional Council or any of its subordinate bodies, an Arbitrator shall be chosen by the procedures specified in Article V, Section 5, of the Plan from a list composed of John Kagel, Thomas Angelo, Robert Hirsch, and Thomas Pagan, and the Arbitrator's hearing on the dispute shall be held at the offices of the California State Building and Construction Trades Council in Sacramento, California, within fourteen (14) calendar days of the selection of the Arbitrator. All other procedures shall be as specified in the Plan.

15.4 All jurisdictional disputes shall be resolved without the occurrence of any strike, work stoppage, or slow-down of any nature, and the Employer's assignment shall be adhered to until the dispute is resolved. Individual employees violating this section shall be subject to immediate discharge.

15.5 Each Employer will conduct a pre-job conference with the Council prior to commencing work. The Project Manager and City will be advised in advance of all such conferences and may participate if they wish. Pre-job conferences for different Employers may be held together.

## **ARTICLE XVI**

### **MANAGEMENT RIGHTS**

16.1 Consistent with the Master Agreements, the Contractor/Employer(s) shall retain full and exclusive authority for the management of their operations, including the right to direct their work force in their sole discretion. No rules, customs or practices shall be permitted or observed which limit or restrict production, or limit or restrict the working efforts of employees, except that lawful manning provisions in the Master Agreement shall be recognized.

**ARTICLE XVII**  
**DRUG & ALCOHOL TESTING**

17.1 The use, sale, transfer, purchase and/or possession of a controlled substance, alcohol and/or firearms at any time during the work day is prohibited.

17.2 Drug and alcohol testing shall be conducted in accordance with the Substance Abuse Prevention Policies set forth in each applicable Schedule A.

**ARTICLE XVIII**  
**SAVINGS CLAUSE**

18.1 The parties agree that in the event any article, provision, clause, sentence or word of the Agreement is determined to be illegal or void as being in contravention of any applicable law, by a court of competent jurisdiction, the remainder of the Agreement shall remain in full force and effect. The parties further agree that if any article, provision, clause, sentence or word of the Agreement is determined to be illegal or void, by a court of competent jurisdiction, the parties shall substitute, by mutual agreement, in its place and stead, an article, provision, clause, sentence or word which will meet the objections to its validity and which will be in accordance with the intent and purpose of the article, provision, clause, sentence or word in question.

18.2 The parties also agree that in the event that a decision of a court of competent jurisdiction materially alters the terms of the Agreement such that the intent of the parties is defeated, then the entire Agreement shall be null and void.

18.3 If a court of competent jurisdiction determines that all or part of the Agreement is invalid and/or enjoins the City from complying with all or part of its provisions and the City accordingly determines that the Agreement will not be required as part of an award to a Contractor/Employer, the Unions will no longer be bound by the provisions of Article IV.

**ARTICLE XIX**  
**AMENDMENT/COUNTERPARTS/AUTHORITY**

19.1 Any substantive modification of any provision or addendum to this Agreement must be reduced to writing and signed by the City, Council and Unions to be effective.

19.2 The section headings contained in this Agreement are inserted for convenience only and shall not affect in any way the meaning or interpretation of this Agreement. All defined terms used in this Agreement shall be deemed to refer to the singular and/or plural, in each instance as the context and/or particular facts may require.

19.3 This Agreement may be executed in counterparts, such that original signatures may appear on separate pages, and when bound together all necessary signatures shall constitute an original. Facsimile or scanned signature pages transmitted to other parties to this Agreement shall be deemed equivalent to original signatures.

19.4 Each of the persons signing this Agreement represents and warrants that such person has been duly authorized to sign this Agreement on behalf of the party indicated and each of the parties by signing this Agreement warrants and represents that such party is legally authorized and entitled to enter into this Agreement.

**ARTICLE XX**  
**TERM**

20.1 The Agreement shall be included in the bid documents, requests for proposals, or other equivalent Project solicitation, which shall indicate that entering into this Agreement is a condition of the award of a Construction Contract for the Project.

20.2 This Agreement shall become effective on the latter day executed by the City or by the Council and shall remain in effect until Completion of each Project in accordance with Sections 1.4 and 2.2.

20.3 This Agreement shall remain in full force and effect for a period of five (5) years from the date it is entered into. Prior to the five (5) year anniversary of the effective date, the City and the Council shall meet and confer regarding their experience with Projects covered by the Agreement, and shall discuss whether to modify the Agreement or extend the Agreement for

an additional term. This Agreement shall remain in effect pending the parties' meet and confer efforts. No term extension or any substantive change to this agreement will be effective unless agreed to by the Council and approved by City Council.

**CITY OF PITTSBURG**

By \_\_\_\_\_ Date \_\_\_\_\_  
City Manager

Attest:

\_\_\_\_\_  
City Clerk

Approved as to Form:

\_\_\_\_\_  
City Attorney

**CONTRA COSTA BUILDING AND  
CONSTRUCTION TRADES COUNCIL (COUNCIL)**

By \_\_\_\_\_ Date \_\_\_\_\_

**UNION SIGNATURES**

*[To be inserted]*

**ADDENDUM A**  
**AGREEMENT TO BE BOUND**

[Addressee]  
[Address]  
[City and State]

Re: City of Pittsburg Project Labor Agreement.

Dear Mr. /Ms. \_\_\_\_\_:

The undersigned party confirms that it agrees to be a party to and bound by the City of Pittsburg Project Stabilization Agreement as such Agreement may, from time to time, be amended by the parties or interpreted pursuant to its terms.

By executing this Agreement to Be Bound, the undersigned party subscribes to, adopts and agrees to be bound by the written terms of the legally established trust agreements as set forth in Section 9.1, as they may from time to time be amended, specifying the detailed basis upon which contributions are to be made into, and benefits made out of, such trust funds and ratifies and accepts the trustees appointed by the parties to such trust funds.

Such obligation to be a party to and bound by this Agreement shall extend to all work covered by the City of Pittsburg Project Stabilization Agreement undertaken by the undersigned party. The undersigned party shall require all of its subcontractors, of whatever tier, to become similarly bound for all their work within the scope of this Agreement by signing an identical Agreement to Be Bound.

This letter shall constitute a subscription agreement, to the extent of the terms of the letter. However, the undersigned agrees to execute a separate Subscription Agreement(s) for Trust Funds when such Trust Fund(s) so requires.

Contractor/Subcontractor: \_\_\_\_\_

Project Contract Number: \_\_\_\_\_

California State License Number:  
or Motor Carrier (CA) Permit Number: \_\_\_\_\_

Name and Signature of Authorized Person: \_\_\_\_\_  
(Print Name)

\_\_\_\_\_  
(Print Title)

\_\_\_\_\_  
(Signature)

Address and Telephone Number: \_\_\_\_\_

State Public Works Registration Number: \_\_\_\_\_