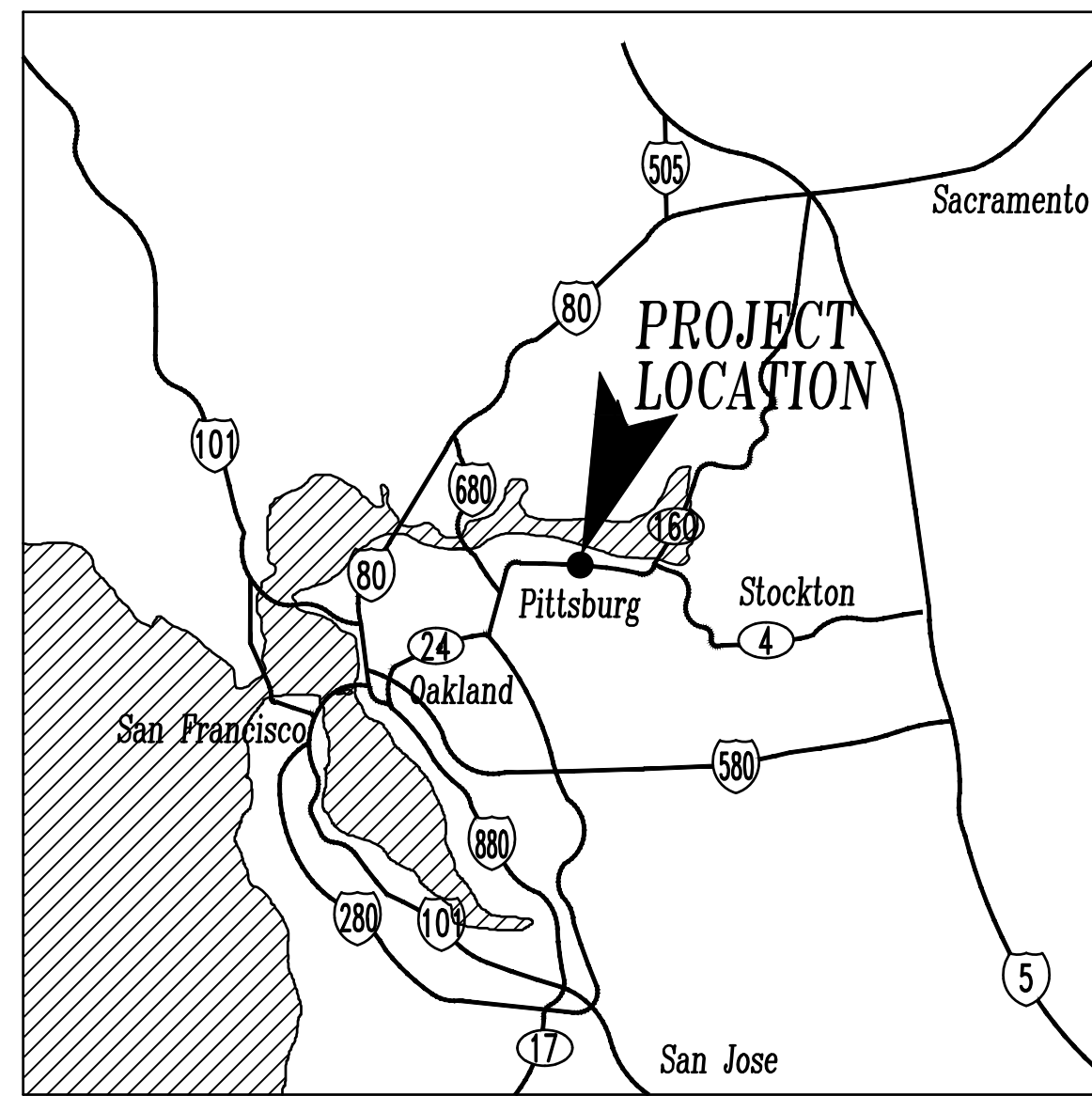


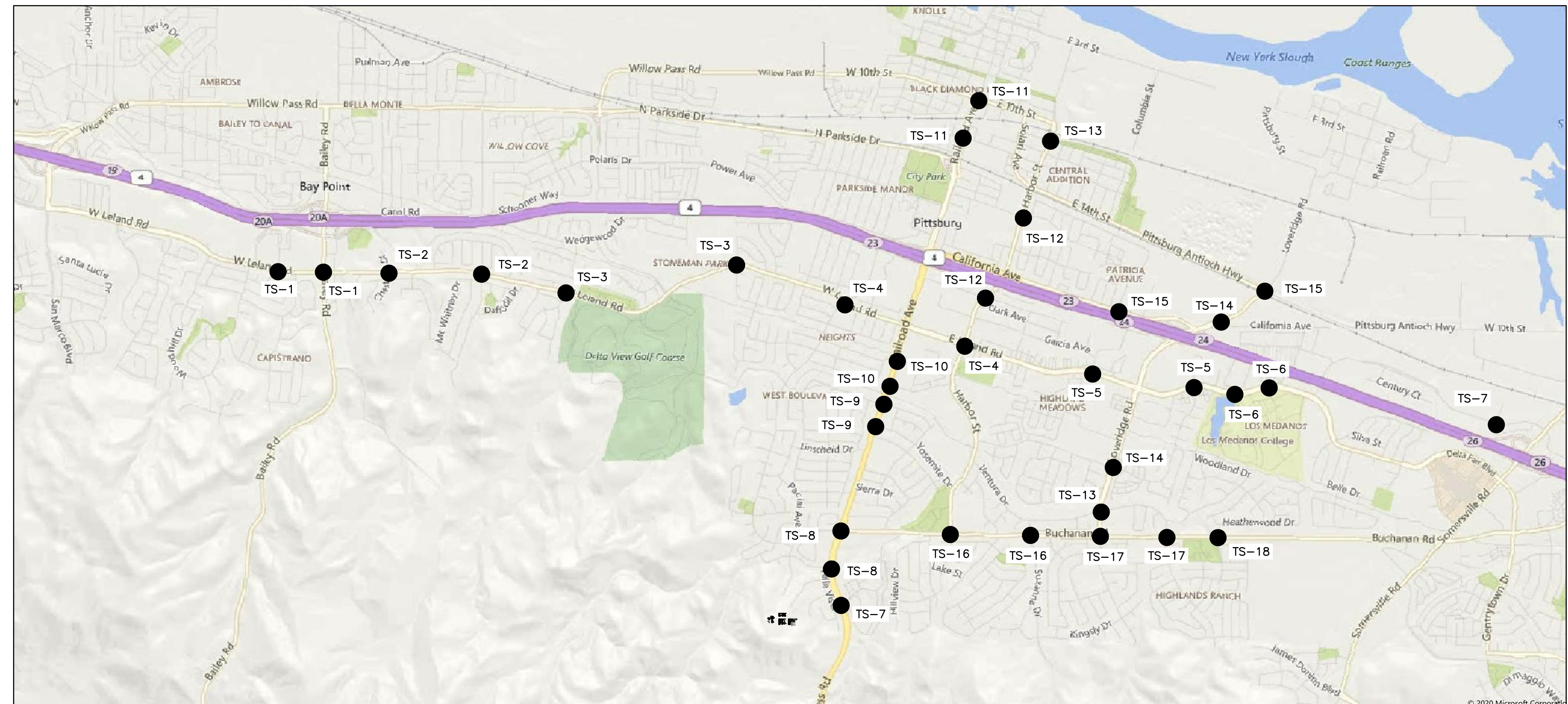
CITY OF PITTSBURG ENGINEERING DIVISION

CONTRACT 2019-01
HSIPL-5127(037)

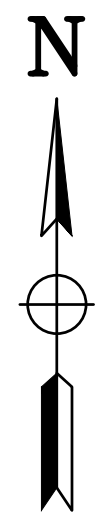
PROJECT #2227, TRAFFIC SIGNAL IMPROVEMENTS



VICINITY MAP
NTS



LOCATION MAP
NTS




THE CITY COUNCIL OF THE CITY OF PITTSBURG

MERL CRAFT, MAYOR
HOLLAND BARRETT WHITE, VICE-MAYOR
JELANI KILLINGS, COUNCIL MEMBER
JUAN ANTONIO BANALES, COUNCIL MEMBER
SHANELLE SCALES-PRESTON, COUNCIL MEMBER


GARRETT EVANS, CITY MANAGER
ALICE EVENSON, CITY CLERK
RICHARD ABONO, CITY ENGINEER

ATTENTION IS DIRECTED TO THE PROVISIONS OF CHAPTER 7 AND OF CHAPTER 9 OF DIVISION 3 OF THE BUSINESS AND PROFESSIONS CODE (BPC) CONCERNING THE LICENSING AND CLASSIFICATIONS OF CONTRACTORS. THE PRIME CONTRACTOR SHALL POSSESS A CALIFORNIA CLASS "A" OR "C-10" LICENSE AT THE TIME THIS CONTRACT IS AWARDED.



PREPARED UNDER THE DIRECTION OF:
RITA JARIWALA
DATE:

ACCEPTED FOR USE:
RICHARD ABONO
City Engineer
DATE:



City of Pittsburg

TITLE SHEET

CONTRACT 2019-01
HSIPL-5127-(037)
PROJECT #2227, TRAFFIC SIGNAL IMPROVEMENTS

BY:	AD
CHECKED:	RP
REVIEWED:	AP
DATE:	09/14/2021
SCALE:	AS SHOWN

REV	DATE	DESCRIPTION

SHEET NO.
1 OF 23
DWG. NO.
T-1

SHEET INDEX

SHT. NO.	DWG. NO.	DRAWING TITLE
1	T-1	TITLE SHEET
2	G-1	GENERAL NOTES AND PROJECT NOTES
3	G-2	INTERSECTION IMPROVEMENT SUMMARY TABLE
4	TS-1	TRAFFIC SIGNAL MODIFICATION- W. LELAND RD & BART ENTRANCE / W. LELAND RD & BAILEY RD
5	TS-2	TRAFFIC SIGNAL MODIFICATION- W. LELAND RD & CHESTNUT DR / W. LELAND RD & JACQUELINE DR
6	TS-3	TRAFFIC SIGNAL MODIFICATION- W. LELAND RD & MONTEVIDEO DR / W. LELAND RD & DOVER WAY
7	TS-4	TRAFFIC SIGNAL MODIFICATION- W. LELAND RD & CRESTVIEW DR / HARBOR ST & E. LELAND DR
8	TS-5	TRAFFIC SIGNAL MODIFICATION- E. LELAND RD & PIEDMONT DR / E. LELAND RD & GLADSTONE DR
9	TS-6	TRAFFIC SIGNAL MODIFICATION- E. LELAND RD & LMC ENTRANCE / E. LELAND RD & LAKEVIEW CIR
10	TS-7	TRAFFIC SIGNAL MODIFICATION- CENTURY BLVD & CENTURY PLAZA / KIRKER PASS RD & PHEASANT DR
11	TS-8	TRAFFIC SIGNAL MODIFICATION- KIRKER PASS RD & CASTLEWOOD DR / RAILROAD AVE & BUCHANAN RD
12	TS-9	TRAFFIC SIGNAL MODIFICATION- RAILROAD AVE & YOSEMITE DR / RAILROAD AVE & MARIPOSA DR
13	TS-10	TRAFFIC SIGNAL MODIFICATION- RAILROAD AVE & ATLANTIC AVE / RAILROAD AVE & ALVARADO AVE
14	TS-11	TRAFFIC SIGNAL MODIFICATION- RAILROAD AVE & CENTRAL AVE / RAILROAD AVE & 10TH ST
15	TS-12	TRAFFIC SIGNAL MODIFICATION- HARBOR ST & BLISS AVE / HARBOR ST & SCHOOL ST
16	TS-13	TRAFFIC SIGNAL MODIFICATION- HARBOR ST & E. SANTA FE/PITT. ANT. HWY / LOVERIDGE RD & VENTURA DR
17	TS-14	TRAFFIC SIGNAL MODIFICATION- LOVERIDGE RD & STONEMAN DR / LOVERIDGE RD & E. CALIFORNIA AVE
18	TS-15	TRAFFIC SIGNAL MODIFICATION- PITT. ANT. HWY & LOVERIDGE RD / CALIFORNIA AVE & DIANE AVE
19	TS-16	TRAFFIC SIGNAL MODIFICATION- BUCHANAN RD & HARBOR ST / BUCHANAN RD & SUZANNE DR
20	TS-17	TRAFFIC SIGNAL MODIFICATION- BUCHANAN RD & LOVERIDGE RD / BUCHANAN RD & VENTURA DR
21	TS-18	TRAFFIC SIGNAL MODIFICATION- BUCHANAN RD & MEADOWS AVE
22	TS-19	SIGNAL CABINET INVENTORY TABLE 1
23	TS-20	SIGNAL CABINET INVENTORY TABLE 2

GENERAL NOTES

- WORK ON THESE PLANS SHALL CONFORM TO THE LATEST EDITION OF THE 2018 STATE OF CALIFORNIA DEPARTMENT OF TRANSPORTATION (CALTRANS) STANDARD SPECIFICATIONS, STANDARD PLANS AND REVISIONS, THE LATEST MUTCD CALIFORNIA SUPPLEMENT AND THE SPECIAL PROVISIONS AND CITY STANDARD DETAILS AND SPECIFICATIONS.
- LOCATIONS OF CONTROLLER, STANDARDS, CONDUITS, PULL BOXES AND OTHER EQUIPMENT ARE APPROXIMATE AND WILL BE LOCATED IN THE FIELD AS DIRECTED BY THE ENGINEER.
- ALL NEW METAL SIGNAL HEADS SHALL HAVE 12" INDICATIONS. ALL NEW VEHICLE LENSES SHALL BE LED.
- ANY IRRIGATION DISTURBED BY THE CONTRACTOR SHALL BE REPLACED AT HIS EXPENSE. CONTRACTOR TO MAKE SURE THAT IRRIGATION IS MODIFIED SO AS NOT TO SPRAY ON NEW EQUIPMENT, PER DIRECTION OF CITY.
- CONTRACTOR SHALL SUBMIT TRAFFIC HANDLING PLANS AND BICYCLE ACCESS PLANS FOR REVIEW AND APPROVAL PRIOR TO CONSTRUCTION.
- CONTRACTOR SHALL CONTACT PG&E AT 925-779-7716 WITH REQUESTED DATE, ADDRESS, AND PROJECT MANAGER CONTACT INFORMATION TO COORDINATE PRE-CONSTRUCTION MEETING PRIOR TO TRAFFIC SIGNAL TURNING ON AND OFF.
- CONTRACTOR SHALL SALVAGE AND DELIVER ALL OF THE EXISTING CONTROLLERS, CONFLICT MONITORS, POWER SUPPLIES, DETECTOR CARDS/BOXES, AND CABINETS TO THE CITY OF PITTSBURG MAINTENANCE YARD.
- ALL EXISTING VIDEO DETECTION EQUIPMENT, EVP DETECTOR SENSOR RACK AND CARDS, GPS UNITS, APS CONTROLLER, AND COMMUNICATION NETWORK SWITCHES AND MODEMS INSIDE OF THE CABINETS TO BE REMOVED SHALL BE RELOCATED AND INSTALLED IN THE PROPOSED CABINETS BY THE CONTRACTOR. SEE TABLES ON SHEETS TS-19 AND TS-20 FOR MORE DETAILS. CITY ENGINEER TO APPROVE ALL RELOCATED AND/OR SALVAGED EQUIPMENT FROM THE EXISTING CABINET.
- CONTRACTOR TO COLLECT ALL METAL SHAVINGS CREATED FROM DRILLING INTO NEW OR EXISTING CABINETS IN ORDER TO PREVENT DAMAGE TO ADJACENT ELECTRICAL EQUIPMENT.

APPLICABLE CALTRANS STANDARD PLANS
DATED 2018

RSP ES-1A	RSP ES-4B	ES-7R
RSP ES-1B	RSP ES-4C	
RSP ES-1C	RSP ES-4D	
RSP ES-4A	RSP ES-4E	

ABBREVIATIONS:

LMA	LUMINAIRE MAST ARM
SMA	SIGNAL MAST ARM

PROJECT NOTES:


- EXISTING TYPE P CABINET ASSEMBLY TO BE REMOVED AND BECOME PROPERTY OF THE CONTRACTOR. PROTECT EXISTING FOUNDATION IN PLACE. SEE GENERAL NOTES FOR EQUIPMENT TO RELOCATE TO NEW P44 CABINET.
- REMOVE AND SALVAGE EXISTING TYPE P44 CONTROLLER CABINET. PROTECT EXISTING FOUNDATION IN PLACE. SEE GENERAL NOTES FOR EQUIPMENT TO RELOCATE TO NEW P44 CABINET.
- REMOVE AND SALVAGE EXISTING TRAFFIC SIGNAL CONTROLLER.
- REMOVE AND SALVAGE EXISTING BATTERY BACK-UP SYSTEM (BBS) AND CABINET.
- REMOVE AND SALVAGE EXISTING PEDESTRIAN SIGNAL MODULE. FURNISH AND INSTALL NEW COUNTDOWN PEDESTRIAN SIGNAL MODULE ON EXISTING HEAD AND MOUNTING.
- EXISTING 8" SIGNAL HEAD, BACKPLATE, AND MOUNTING FRAMEWORK TO BE REMOVED AND BECOME PROPERTY OF THE CONTRACTOR. FURNISH AND INSTALL NEW 12" SIGNAL HEAD, BACKPLATE, AND MOUNTING FRAMEWORK IN PLACE.
- RELOCATE EXISTING TYPE II SERVICE CABINET TO PROPOSED TYPE "P44" CABINET.
- RELOCATE EXISTING BBS CABINET AND BBS EQUIPMENT TO PROPOSED TYPE "P44" CABINET.
- FURNISH AND INSTALL NEMA TYPE P44 TS1 CONTROLLER CABINET ASSEMBLY WITH 12" RISER ON EXISTING FOUNDATION.
- INSTALL CITY-FURNISHED MODEL 980 ATC CONTROLLER WITH v76 FIRMWARE AND ALL ANCILLARY EQUIPMENT IN PROPOSED CABINET.
- CITY TO FURNISH AND INSTALL MODEL 980 ATC CONTROLLER WITH v76 FIRMWARE IN EXISTING CABINET.
- FURNISH AND INSTALL BATTERY BACK-UP SYSTEM AND CABINET ON SIDE OF PROPOSED TYPE P44 CABINET.
- RELOCATE EXISTING NAZTEC SERIES 900 TS2 CONTROLLER TO NEW TYPE P44 CABINET.
- REMOVE AND SALVAGE EXISTING 3-SECTION SIGNAL HEAD, BACKPLATE, AND MOUNTING FRAMEWORK, AND REPLACE WITH NEW 12" 4-SECTION SIGNAL HEAD, BACKPLATE, AND MOUNTING FRAMEWORK.

PROJECT NOTES (BID ALTERNATE 1):

- REMOVE AND BECOME PROPERTY OF THE CONTRACTOR THE EXISTING BACKPLATE AND FURNISH AND INSTALL YELLOW RETROREFLECTIVE BORDER SIGNAL BACKPLATE ON SIGNAL HEAD.
- FURNISH AND INSTALL YELLOW RETROREFLECTIVE BORDER SIGNAL BACKPLATE ON PROPOSED 12" SIGNAL HEAD.


LEGEND:

- EXISTING CONDUIT RUN
- EXISTING CONTROLLER CABINET. PROTECT IN PLACE
- EXISTING PEDESTRIAN SIGNAL HEAD
- EXISTING SERVICE CABINET
- EXISTING BATTERY BACK-UP SYSTEM UNIT (BBS) AND CABINET
- EXISTING OPTICOM EVP DETECTOR
- EXISTING SIGN
- EXISTING ILLUMINATED STREET NAME SIGN (iisns)
- EXISTING SIGNAL HEAD
- EXISTING PULLBOX
- EXISTING CCTV CAMERA
- EXISTING VIDEO DETECTION CAMERA
- EXISTING 1-B POLE
- EXISTING PEDESTRIAN PUSH BUTTON POLE
- EXISTING SIGNAL MAST ARM AND POLE
- PROPOSED TYPE "P44" CONTROLLER CABINET
- PROPOSED COUNTDOWN PEDESTRIAN SIGNAL HEAD MODULE
- PROPOSED BATTERY BACK-UP SYSTEM UNIT (BBS) AND CABINET
- PROPOSED 12" BALL SIGNAL HEAD
- PROPOSED 12" LEFT ARROW SIGNAL HEAD
- PROPOSED VIDEO DETECTION ZONE (BID ALTERNATE 2)
- EQUIPMENT OR MATERIAL TO BE REMOVED AND BECOME PROPERTY OF THE CONTRACTOR
- REMOVE AND SALVAGE EQUIPMENT



PREPARED UNDER THE DIRECTION OF:
RUTA JARIWALA
DATE:

ACCEPTED FOR USE:
RICHARD ABONO
City Engineer
Date:



City of Pittsburg

SHEET INDEX AND GENERAL NOTES

DATE	REV	DESCRIPTION	BY	DRAWN: AD	CHECKED: RP	REVIEWED: AP	DATE: 09/14/2021	SCALE: AS SHOWN

CONTRACT 2019-01
HSIPL-5127-(037)
PROJECT #2227, TRAFFIC SIGNAL IMPROVEMENTS
FILE: J:\JURISDICTION\P\Pittsburg\057-063 Signal Hardware Upgrades Citywide\ACAD\Final\G-1 100% - G-1.dwg

DATE & TIME PLOTTED: 9/14/21 10:20 AM



No.	Street 1	Street 2	Remove and become property of contractor existing Type P cabinet assembly	Remove and salvage Type P44 cabinet assembly	Remove and salvage existing Model 980 controller	Remove and salvage existing battery backup system	Remove and become property of contractor existing pedestrian signal head module	Furnish and install countdown pedestrian head module in existing pedestrian head	Remove and become property of contractor 8" signal head, backplate, and mounting framework	Furnish and install 3 section 12" signal head, backplate, and mounting framework	Remove and salvage existing 3-section signal head, backplate, and mounting framework	Furnish and install 12" 4-section signal head, backplate, and mounting framework	Relocate existing Type II service cabinet to proposed type "P44" cabinet	Remove and Relocate existing battery backup system and BBS cabinet to new NEMA Type P44 TS1 controller cabinet	Furnish and install NEMA Type P44 TS1 controller cabinet assembly on existing foundation	Install Agency Furnished 980 ATC Controller	Agency Furnished 980 ATC Controller	Furnish and install new battery backup system and external BBS cabinet mounted onto new NEMA Type P44 TS1 controller cabinet	Relocate existing Naztec Series 900 TS2 controller to new Type P44 cabinet
1	W. Leland Road	Bart Entrance	1		1	1							1		1	1	1	1	
2	W. Leland Road	Bailey Road							3	3									
3	W. Leland Road	Chestnut Drive	1		1	1	8	8							1	1	1	1	
4	W. Leland Road	Jacqueline Drive	1		1	1	8	8					1		1	1	1	1	
5	W. Leland Road	Montevideo Drive					4	4											
6	W. Leland Road	Dover Way	1		1	1	8	8							1	1	1	1	
7	W. Leland Road	Crestview Drive	1		1								1	1	1	1	1	1	
8	E. Leland Road	Harbor Street	1		1	1							1		1	1	1	1	
9	E. Leland Road	Piedmont Drive					4	4											
10	E. Leland Road	Gladstone Drive	1		1								1	1	1	1	1		
11	E. Leland Road	LMC Entrance	1		1									1	1	1	1		
12	E. Leland Road	Lakeview Drive	1		1	1	6	6							1	1	1	1	
13	Century Boulevard	Century Plaza	1		1		1	1						1	1	1	1		
14	Kirker Pass Road	Pheasant Drive							2	2									
15	Kirker Pass Road	Castlewood Drive					8	8											
16	Railroad Avenue	Buchanan Road	1		1				1	1				1	1	1	1		
17	Railroad Avenue	Yosemite Drive	1		1									1	1	1	1		
18	Railroad Avenue	Mariposa Drive	1		1									1	1	1	1		
19	Railroad Avenue	Atlantic Avenue	1		1	1			6	6			1		1	1	1	1	
20	Railroad Avenue	Alvarado Avenue					3	3			3	3							
21	Railroad Avenue	Central Avenue	1			1			5	5			1		1			1	1
22	Railroad Avenue	10th Street	1			1			2	2			1		1			1	1
23	Harbor Street	Bliss Avenue					6	6											
24	Harbor Street	School Street							7	7									
25	Harbor Street	Pittsburg-Antioch Highway/Santa Fe		1	1		2	2						1	1	1	1		
26	Loveridge Road	Ventura Drive		1	1	1									1	1	1	1	
27	Loveridge Road	Stoneman Drive	1		1								1	1	1	1	1		
28	Loveridge Road	E. California Avenue					2	2											
29	Pittsburg-Antioch Highway	Loveridge Road	1		1	1	8	8	1	1					1	1	1	1	
30	California Avenue	Diane Avenue					2	2											
31	Buchanan Road	Harbor Street			1												1*		
32	Buchanan Road	Suzanne Drive	1		1	1	8	8					1		1	1	1	1	
33	Buchanan Road	Loveridge Road			1				4	4							1*		
34	Buchanan Road	Ventura Drive	1		1	1	6	6					1		1	1	1	1	
35	Buchanan Road	Meadows Avenue			1		8	8									1*		
Total			20	2	23	13	92	92	31	31	3	3	11	9	22	20	23	13	2

NOTE:
* = CITY TO INSTALL TRAFFIC SIGNAL CONTROLLER



PREPARED UNDER THE DIRECTION OF:
RUTA JARIWALA
DATE: _____

ACCEPTED FOR USE:



RICHARD ARONO
City Engineer
Date: _____

INTERSECTION IMPROVEMENT SUMMARY TABLE

CONTRACT 2019-01
HSJPL-5127-(037)
PROJECT #2227, TRAFFIC SIGNAL IMPROVEMENTS
FILE: J:\JURISDICTION\P\Pittsburg\Pittsburg\057-063 Signal Hardware Upgrades\Citywide\ACAD\Final\G-2 100% - G-2.dwg

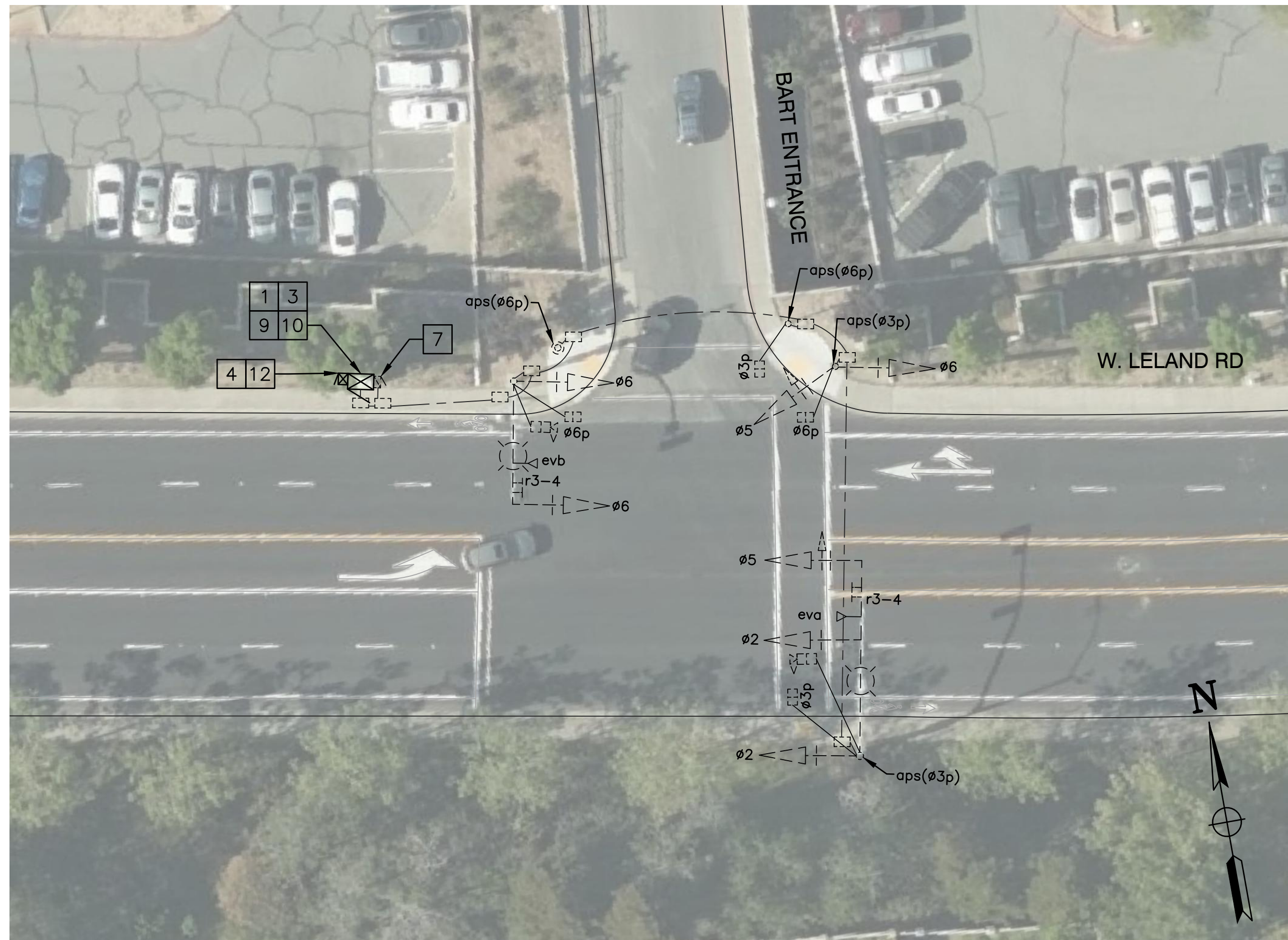
DATE	REV	DESCRIPTION	BY	DRAWN: AD	CHECKED: RP	REVIEWED: AP	DATE: 09/14/2021	SCALE: AS SHOWN

SHEET NO.
3 OF 23

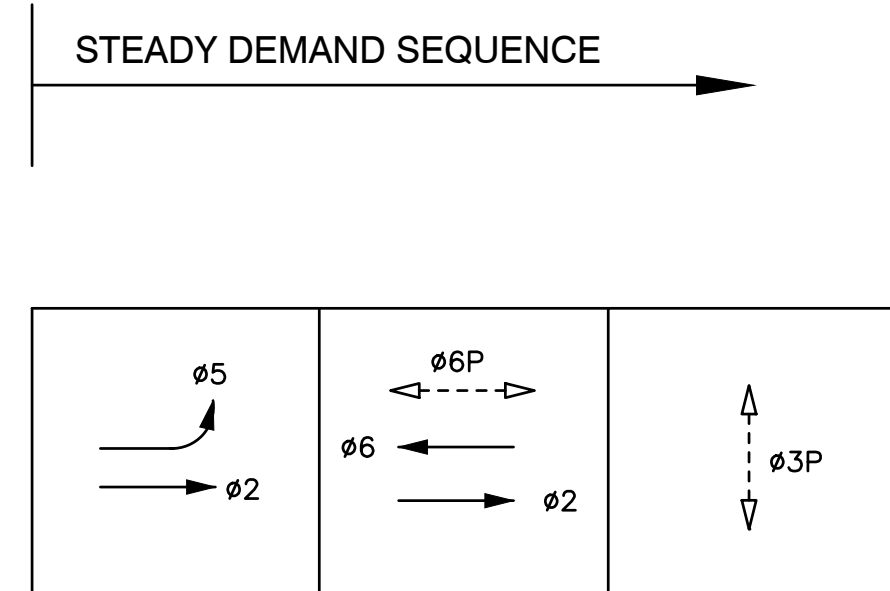
DWG. NO.
G-2



4305 Hacienda Drive, Suite 550
Pleasanton, CA 94588
tjkm@tjkm.com



W. LELAND RD AND BART ENTRANCE



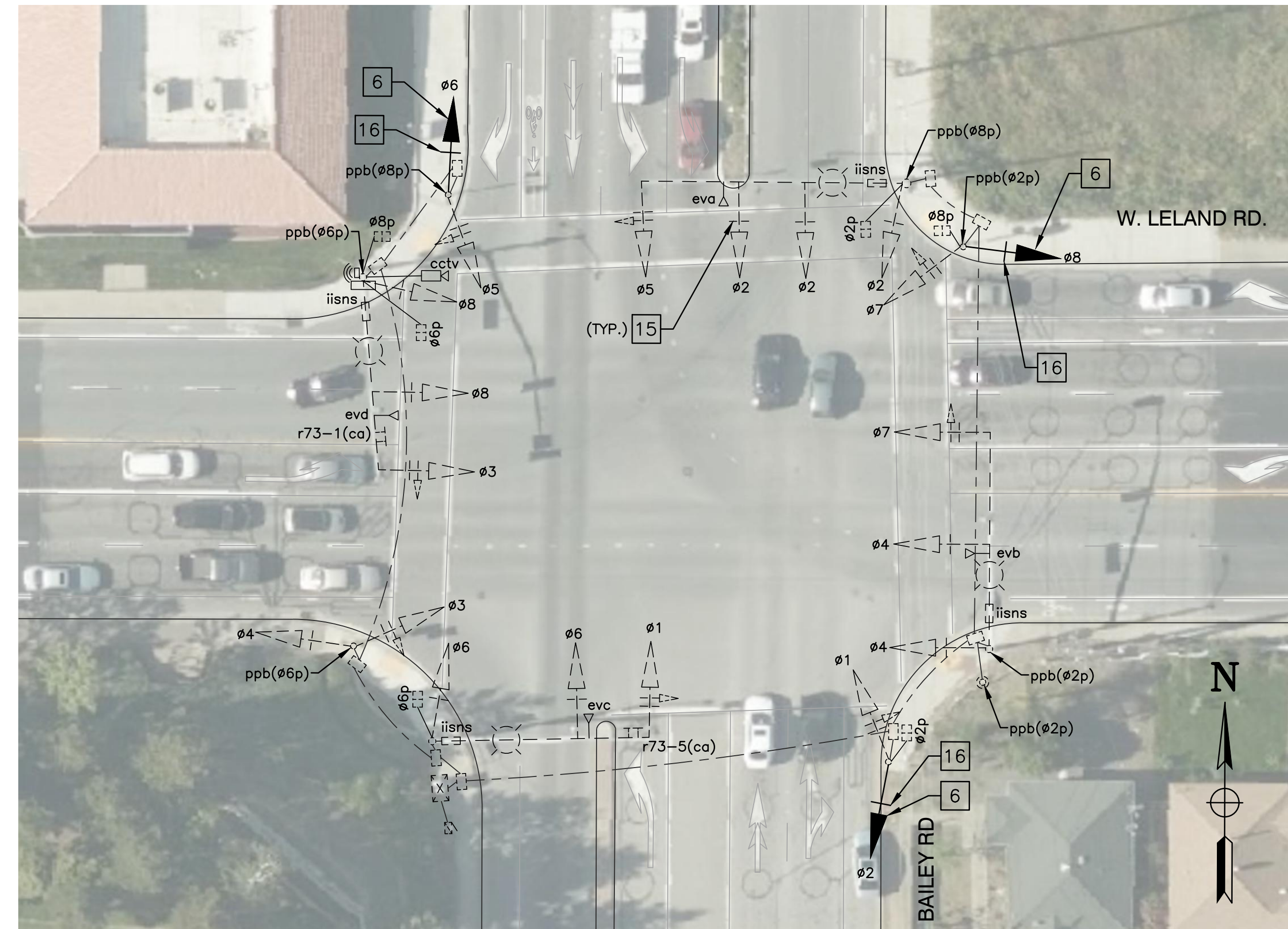
EXISTING PHASE DIAGRAM

EMERGENCY VEHICLE PREEMPT (EVP)

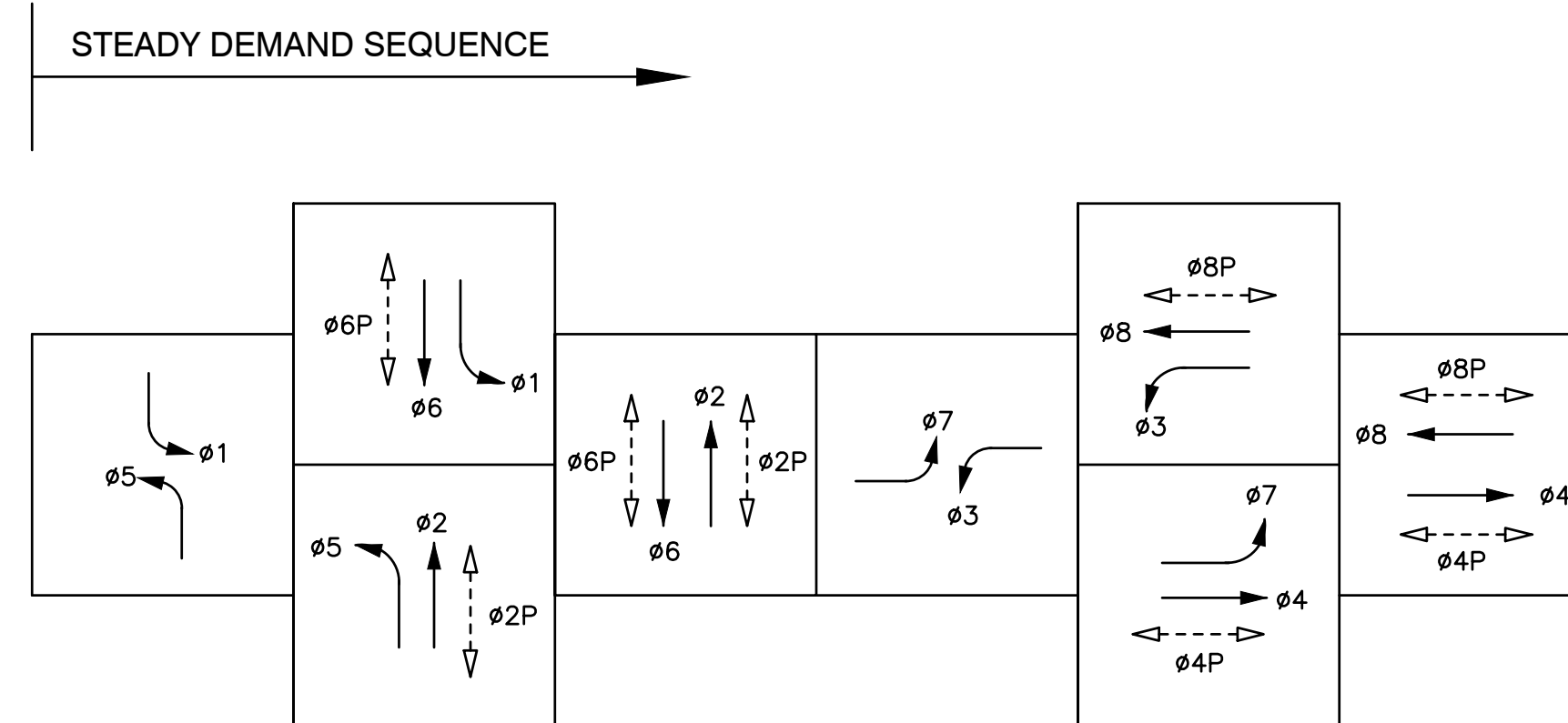
CHANNEL A = phi 2 + phi 5
CHANNEL B = phi 6

PROJECT NOTES:

- 1 EXISTING TYPE P CABINET ASSEMBLY TO BE REMOVED AND BECOME PROPERTY OF THE CONTRACTOR. PROTECT EXISTING FOUNDATION IN PLACE. SEE GENERAL NOTES FOR EQUIPMENT TO RELOCATE TO NEW P44 CABINET.
- 3 REMOVE AND SALVAGE EXISTING TRAFFIC SIGNAL CONTROLLER.
- 4 REMOVE AND SALVAGE EXISTING BATTERY BACK-UP SYSTEM (BBS) AND CABINET.
- 7 RELOCATE EXISTING TYPE II SERVICE CABINET TO PROPOSED TYPE "P44" CABINET.
- 9 FURNISH AND INSTALL NEMA TYPE P44 TS1 CONTROLLER CABINET ASSEMBLY WITH 12" RISER ON EXISTING FOUNDATION.
- 10 INSTALL CITY-FURNISHED MODEL 980 ATC CONTROLLER WITH v76 FIRMWARE AND ALL ANCILLARY EQUIPMENT IN PROPOSED CABINET.
- 12 FURNISH AND INSTALL BATTERY BACK-UP SYSTEM AND CABINET ON SIDE OF PROPOSED TYPE P44 CABINET.



W. LELAND RD AND BAILEY RD



EXISTING PHASE DIAGRAM


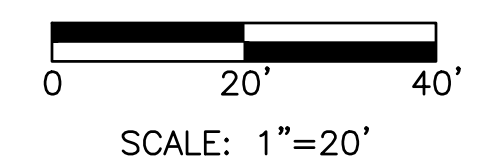
EMERGENCY VEHICLE PREEMPT (EVP)

CHANNEL A = phi 2 + phi 5
CHANNEL B = phi 4 + phi 7
CHANNEL C = phi 6 + phi 1
CHANNEL D = phi 8 + phi 3

PROJECT NOTES:

- 6 EXISTING 8" SIGNAL HEAD, BACKPLATE, AND MOUNTING FRAMEWORK TO BE REMOVED AND BECOME PROPERTY OF THE CONTRACTOR. FURNISH AND INSTALL NEW 12" SIGNAL HEAD, BACKPLATE, AND MOUNTING FRAMEWORK IN PLACE.
- 15 REMOVE AND BECOME PROPERTY OF THE CONTRACTOR THE EXISTING BACKPLATE AND FURNISH AND INSTALL YELLOW RETROREFLECTIVE BORDER SIGNAL BACKPLATE ON SIGNAL HEAD.
- 16 FURNISH AND INSTALL YELLOW RETROREFLECTIVE BORDER SIGNAL BACKPLATE ON PROPOSED 12" SIGNAL HEAD.

PROJECT NOTES (BID ALTERNATE 1):



PREPARED UNDER THE DIRECTION OF:
RUTA JARIWALA
DATE:

ACCEPTED FOR USE:
RICHARD ARONO
City Engineer
Date:



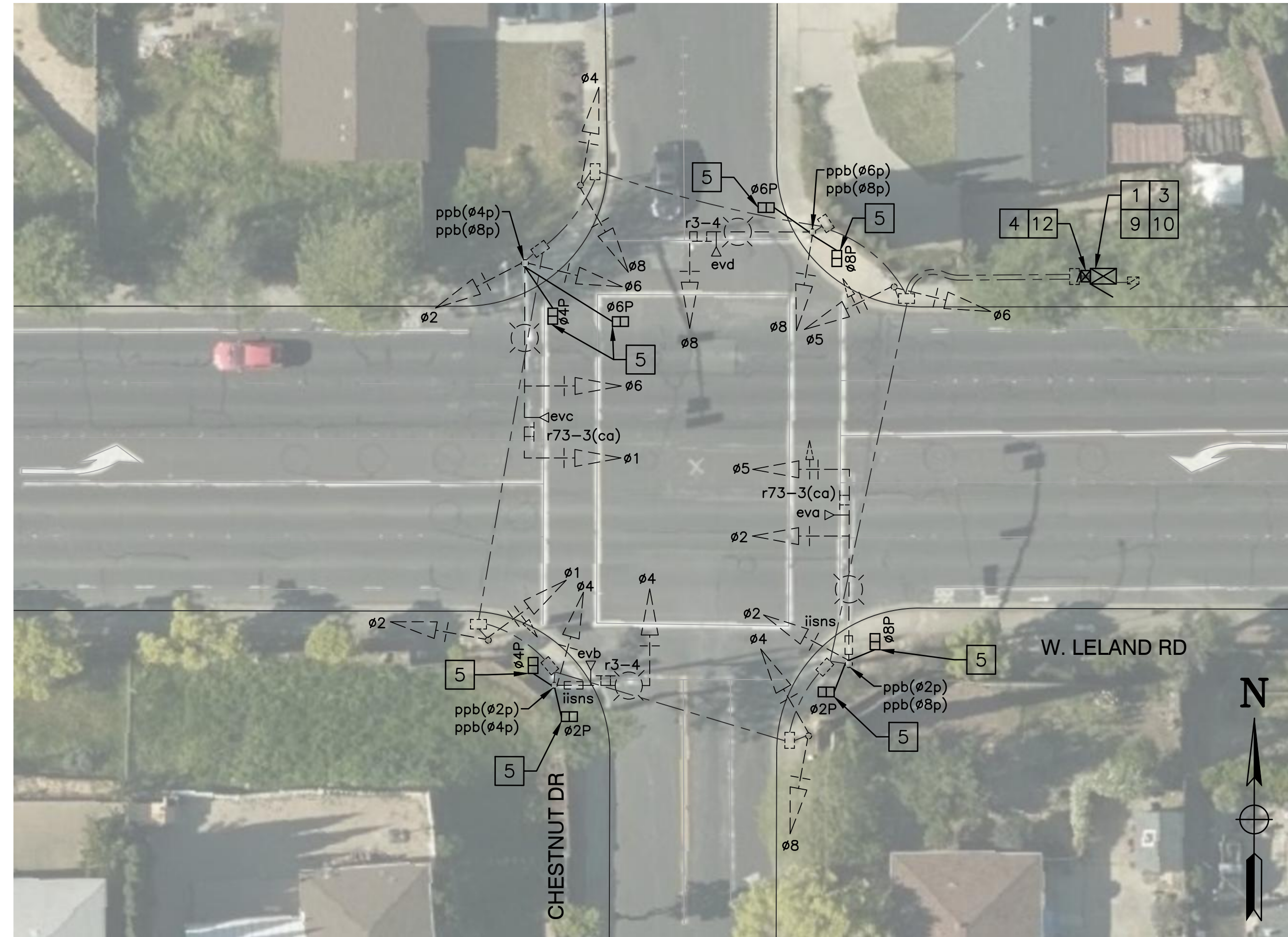
City of Pittsburg

TRAFFIC SIGNAL MODIFICATION
W. LELAND ROAD AND BART ENTRANCE
W. LELAND ROAD AND BAILEY ROAD
CONTRACT 2019-01
HSJPL-5127-(037)
PROJECT #2227, TRAFFIC SIGNAL IMPROVEMENTS
FILE: J:\JURISDICTION\Pittsburg\057-063 Signal Hardware Upgrades\Citywide\ACAD\Final\TS-1 100% - TS-1.dwg

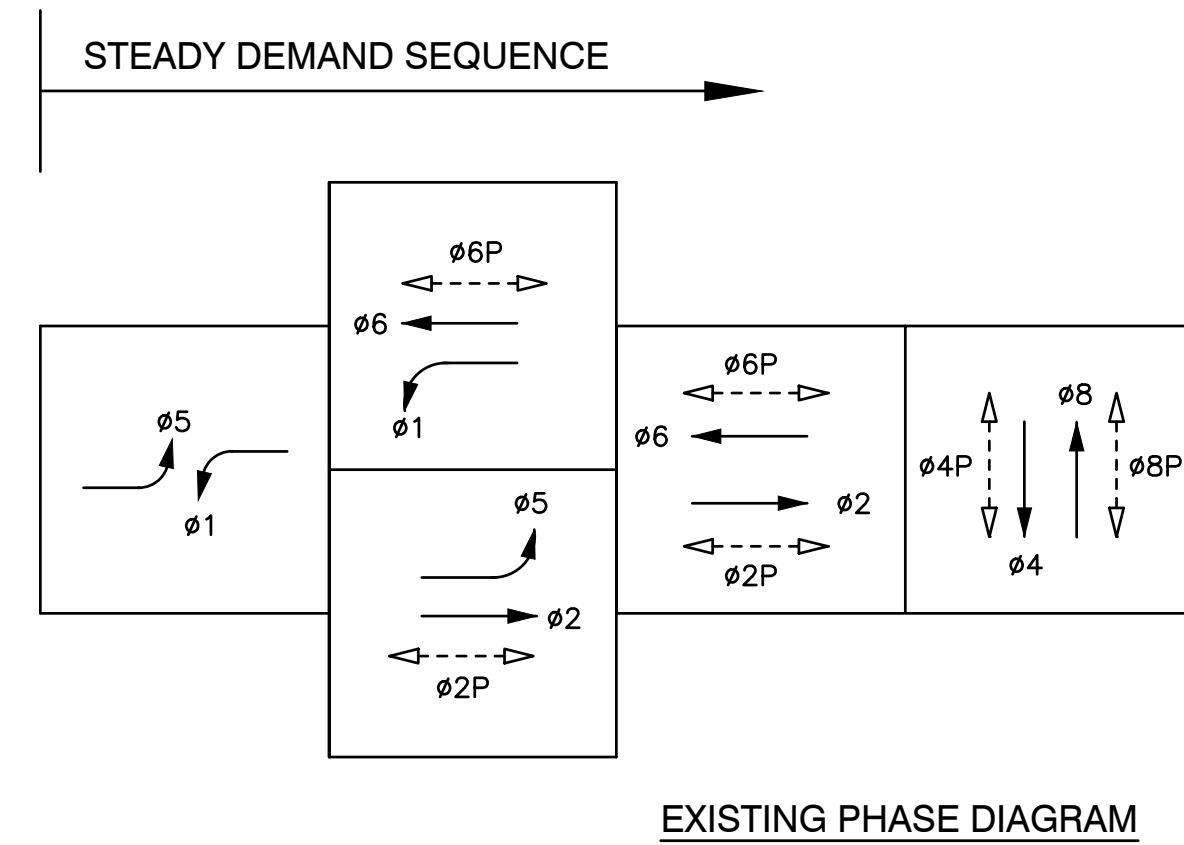
BY	AD
CHECKED	RP
REVIEWED	AP
DATE	09/14/2021
SCALE	AS SHOWN

DATE	REV	DESCRIPTION

SHEET NO.
4 OF 23
DWG. NO.
TS-1



W. LELAND RD AND CHESTNUT DR



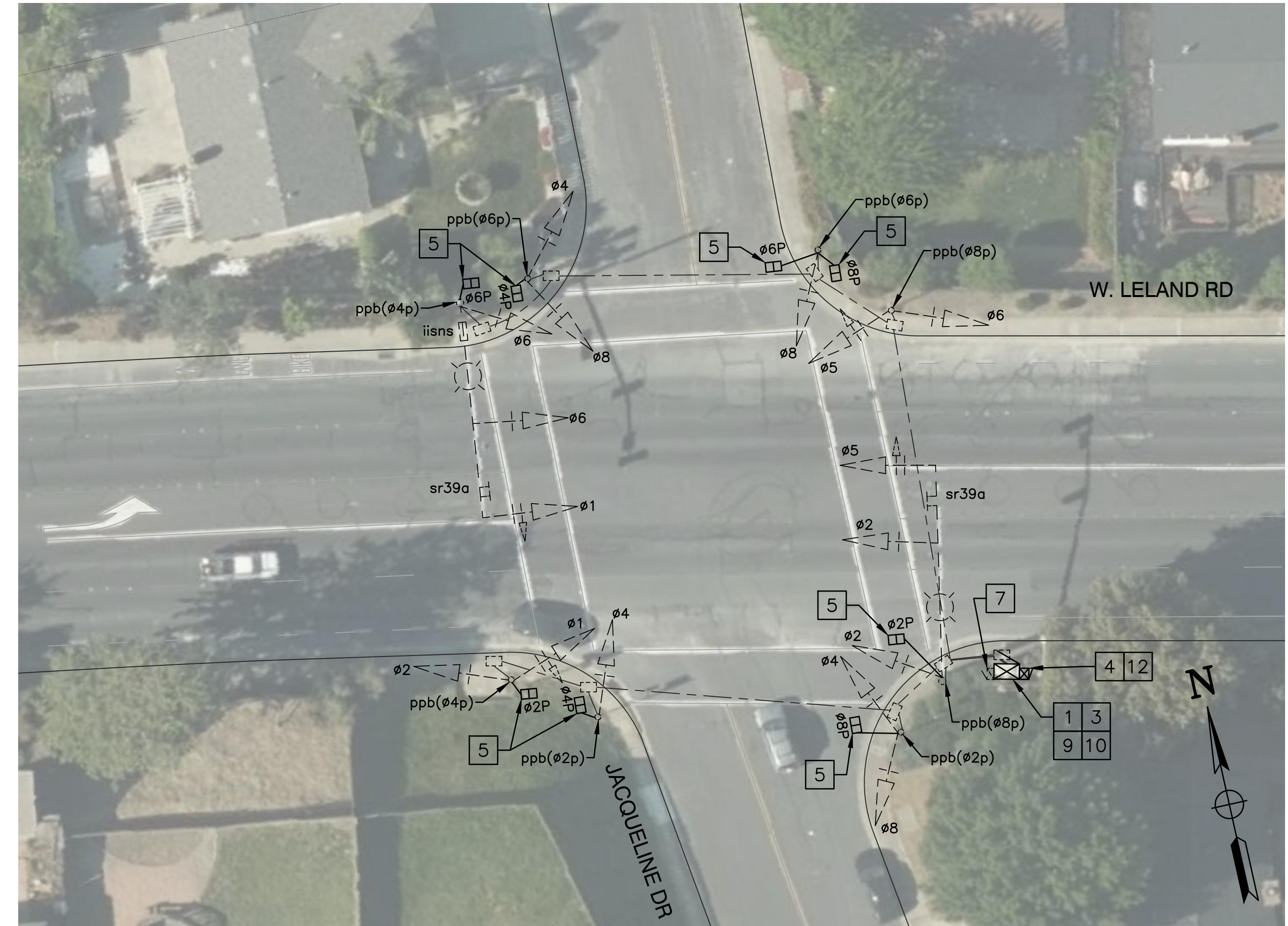
EXISTING PHASE DIAGRAM

EMERGENCY VEHICLE PREEMPT (EVP)

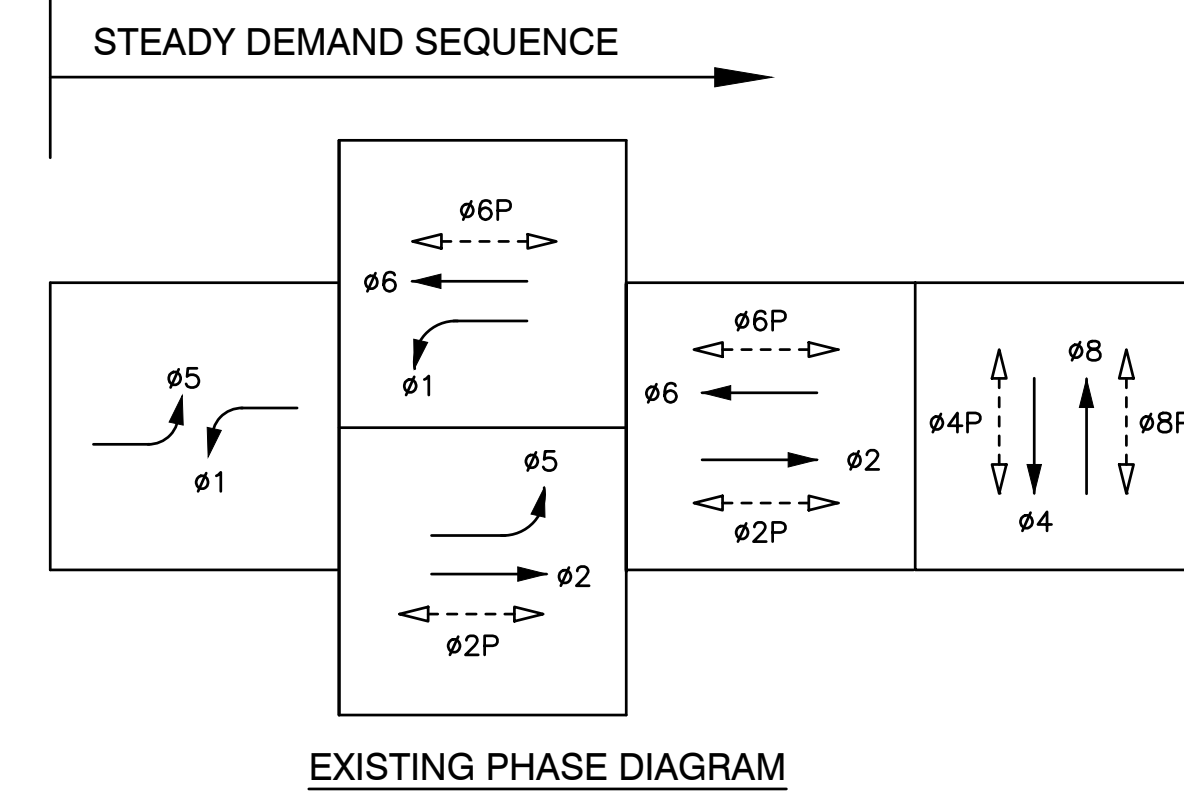
- CHANNEL A = ø2 + ø5
- CHANNEL B = ø4
- CHANNEL C = ø6 + ø1
- CHANNEL D = ø8

PROJECT NOTES:

- 1 EXISTING TYPE P CABINET ASSEMBLY TO BE REMOVED AND BECOME PROPERTY OF THE CONTRACTOR. PROTECT EXISTING FOUNDATION IN PLACE. SEE GENERAL NOTES FOR EQUIPMENT TO RELOCATE TO NEW P44 CABINET.
- 3 REMOVE AND SALVAGE EXISTING TRAFFIC SIGNAL CONTROLLER.
- 4 REMOVE AND SALVAGE EXISTING BATTERY BACK-UP SYSTEM (BBS) AND CABINET.
- 5 REMOVE AND SALVAGE EXISTING PEDESTRIAN SIGNAL MODULE. FURNISH AND INSTALL NEW COUNTDOWN PEDESTRIAN SIGNAL MODULE ON EXISTING HEAD AND MOUNTING.
- 9 FURNISH AND INSTALL NEMA TYPE P44 TS1 CONTROLLER CABINET ASSEMBLY WITH 12" RISER ON EXISTING FOUNDATION.
- 10 INSTALL CITY-FURNISHED MODEL 980 ATC CONTROLLER WITH v76 FIRMWARE AND ALL ANCILLARY EQUIPMENT IN PROPOSED CABINET.
- 12 FURNISH AND INSTALL BATTERY BACK-UP SYSTEM AND CABINET ON SIDE OF PROPOSED TYPE P44 CABINET.



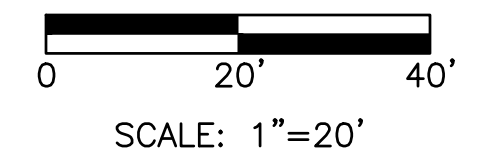
W. LELAND RD AND JACQUELINE DR



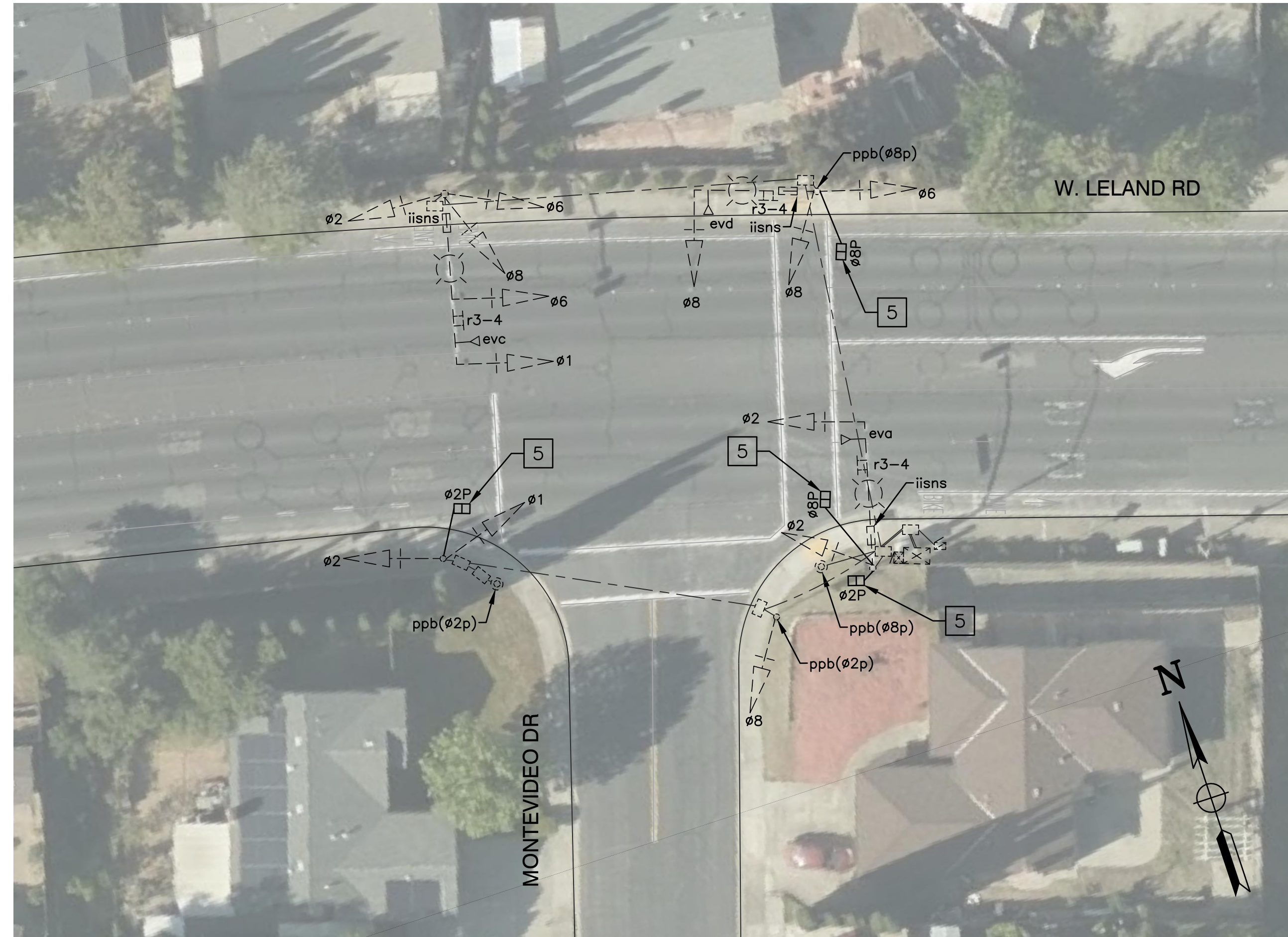
EXISTING PHASE DIAGRAM

PROJECT NOTES:

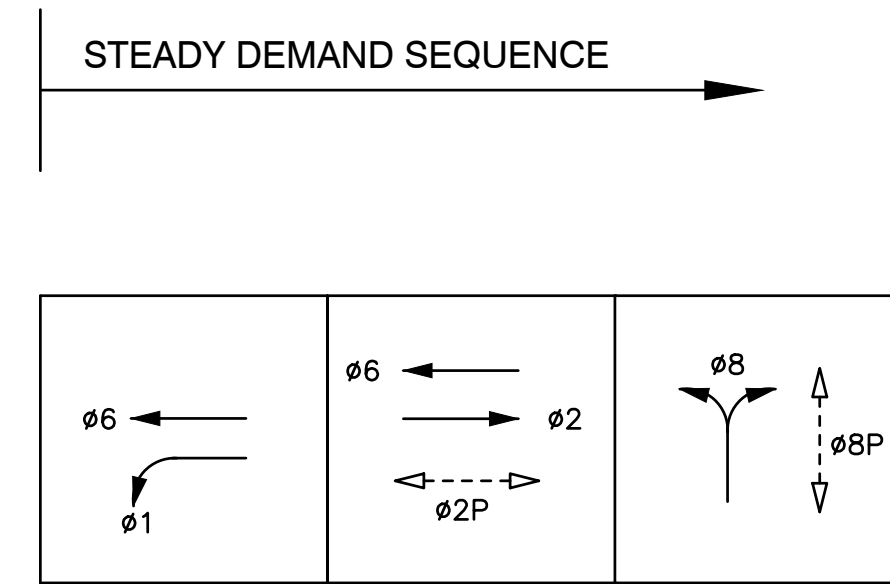
- 1 EXISTING TYPE P CABINET ASSEMBLY TO BE REMOVED AND BECOME PROPERTY OF THE CONTRACTOR. PROTECT EXISTING FOUNDATION IN PLACE. SEE GENERAL NOTES FOR EQUIPMENT TO RELOCATE TO NEW P44 CABINET.
- 3 REMOVE AND SALVAGE EXISTING TRAFFIC SIGNAL CONTROLLER.
- 4 REMOVE AND SALVAGE EXISTING BATTERY BACK-UP SYSTEM (BBS) AND CABINET.
- 5 REMOVE AND SALVAGE EXISTING PEDESTRIAN SIGNAL MODULE. FURNISH AND INSTALL NEW COUNTDOWN PEDESTRIAN SIGNAL MODULE ON EXISTING HEAD AND MOUNTING.
- 7 RELOCATE EXISTING TYPE II SERVICE CABINET TO PROPOSED TYPE "P44" CABINET.
- 9 FURNISH AND INSTALL NEMA TYPE P44 TS1 CONTROLLER CABINET ASSEMBLY WITH 12" RISER ON EXISTING FOUNDATION.
- 10 INSTALL CITY-FURNISHED MODEL 980 ATC CONTROLLER WITH v76 FIRMWARE AND ALL ANCILLARY EQUIPMENT IN PROPOSED CABINET.
- 12 FURNISH AND INSTALL BATTERY BACK-UP SYSTEM AND CABINET ON SIDE OF PROPOSED TYPE P44 CABINET.



	PREPARED UNDER THE DIRECTION OF: RUTA JARIWALA DATE: _____
	ACCEPTED FOR USE: RICHARD ABONO City Engineer DATE: _____
TRAFFIC SIGNAL MODIFICATION W. LELAND RD AND CHESTNUT DRIVE W. LELAND ROAD AND JACQUELINE DRIVE CONTRACT 2019-01 HSIPL-5127-(037) PROJECT #2227, TRAFFIC SIGNAL IMPROVEMENTS FILE: J:\JURISDICTION\Pittsburg\057-063 Signal Hardware Upgrades\Citywide\ACAD\Final\TS-2 100% - TS-2.dwg	
DRAWN: AD CHECKED: RP REVIEWED: AP DATE: 09/14/2021 SCALE: AS SHOWN	BY: _____ DESCRIPTION: _____ DATE: _____ REV: _____
SHEET NO. 5 OF 23 DWG. NO. TS-2	DATE & TIME PLOTTED: 9/14/21 10:21 AM



W. LELAND RD AND MONTEVIDEO DR



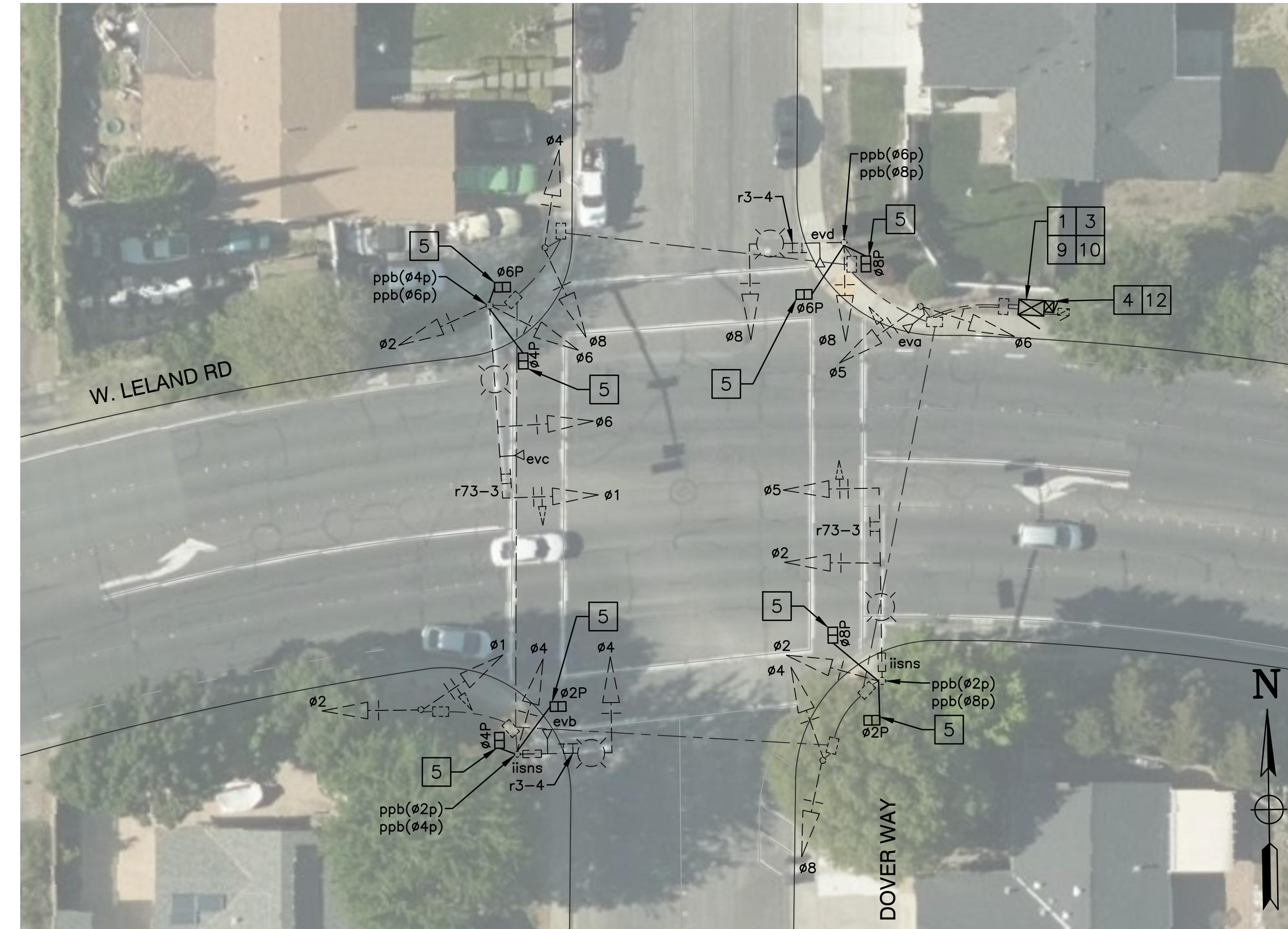
EXISTING PHASE DIAGRAM

EMERGENCY VEHICLE PREEMPT (EVP)

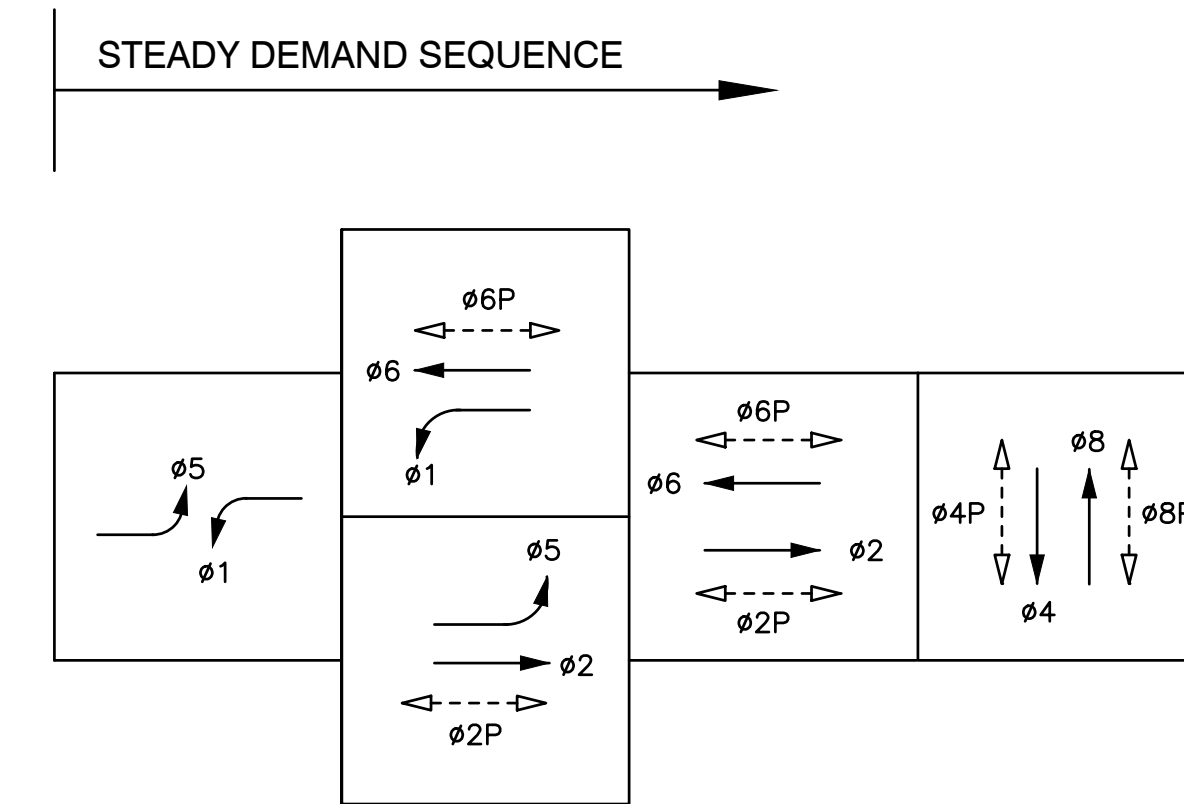
CHANNEL A = Ø2
 CHANNEL C = Ø6 + Ø1
 CHANNEL D = Ø8

PROJECT NOTES:

- 5 REMOVE AND SALVAGE EXISTING PEDESTRIAN SIGNAL MODULE. FURNISH AND INSTALL NEW COUNTDOWN PEDESTRIAN SIGNAL MODULE ON EXISTING HEAD AND MOUNTING.



W. LELAND RD AND DOVER WAY




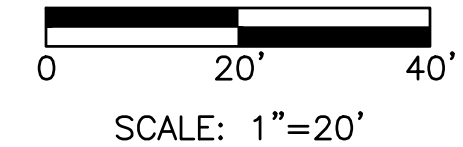
EXISTING PHASE DIAGRAM

EMERGENCY VEHICLE PREEMPT (EVP)

CHANNEL A = Ø2 + Ø5
 CHANNEL B = Ø4
 CHANNEL C = Ø6 + Ø1
 CHANNEL D = Ø8


PROJECT NOTES:

- 1 EXISTING TYPE P CABINET ASSEMBLY TO BE REMOVED AND BECOME PROPERTY OF THE CONTRACTOR. PROTECT EXISTING FOUNDATION IN PLACE. SEE GENERAL NOTES FOR EQUIPMENT TO RELOCATE TO NEW P44 CABINET.
- 3 REMOVE AND SALVAGE EXISTING TRAFFIC SIGNAL CONTROLLER.
- 4 REMOVE AND SALVAGE EXISTING BATTERY BACK-UP SYSTEM (BBS) AND CABINET.
- 5 REMOVE AND SALVAGE EXISTING PEDESTRIAN SIGNAL MODULE. FURNISH AND INSTALL NEW COUNTDOWN PEDESTRIAN SIGNAL MODULE ON EXISTING HEAD AND MOUNTING.
- 9 FURNISH AND INSTALL NEMA TYPE P44 TS1 CONTROLLER CABINET ASSEMBLY WITH 12" RISER ON EXISTING FOUNDATION.
- 10 INSTALL CITY-FURNISHED MODEL 980 ATC CONTROLLER WITH v76 FIRMWARE AND ALL ANCILLARY EQUIPMENT IN PROPOSED CABINET.
- 12 FURNISH AND INSTALL BATTERY BACK-UP SYSTEM AND CABINET ON SIDE OF PROPOSED TYPE P44 CABINET.



PREPARED UNDER THE DIRECTION OF:
 RUTA JARIWALA
 DATE:

ACCEPTED FOR USE:
 RICHARD ARONIO
 City Engineer
 DATE:



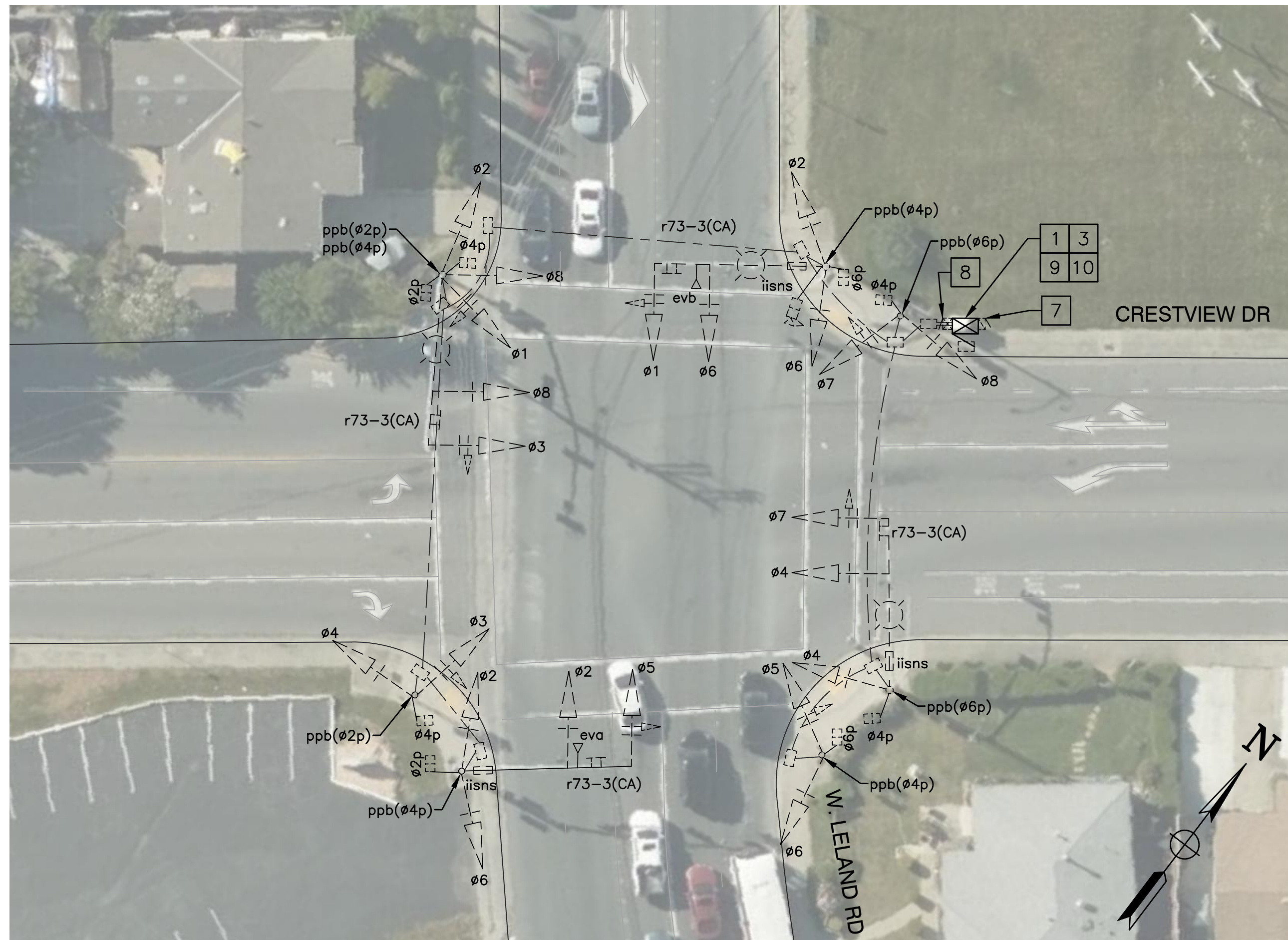
City of Pittsburg

TRAFFIC SIGNAL MODIFICATION
W. LELAND ROAD AND MONTEVIDEO DRIVE
W. LELAND ROAD AND DOVER WAY

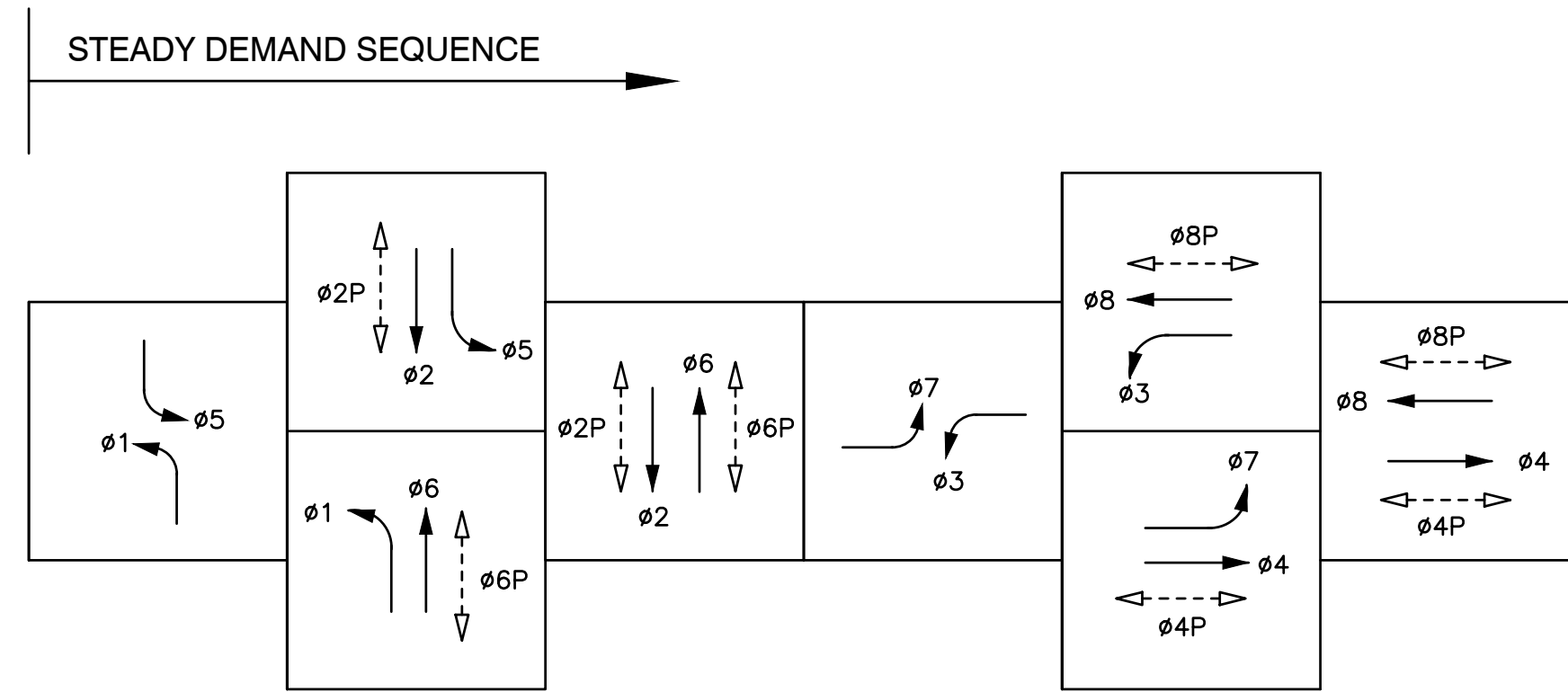
CONTRACT 2019-01
 HSIPL-5127-(037)
 PROJECT #2227, TRAFFIC SIGNAL IMPROVEMENTS

BY	AD
CHECKED	RP
REVIEWED	AP
DATE	09/14/2021
SCALE	AS SHOWN

DESCRIPTION	
REV	
DATE	
SHEET NO.	6 OF 23
DWG. NO.	TS-3



W. LELAND RD AND CRESTVIEW DR



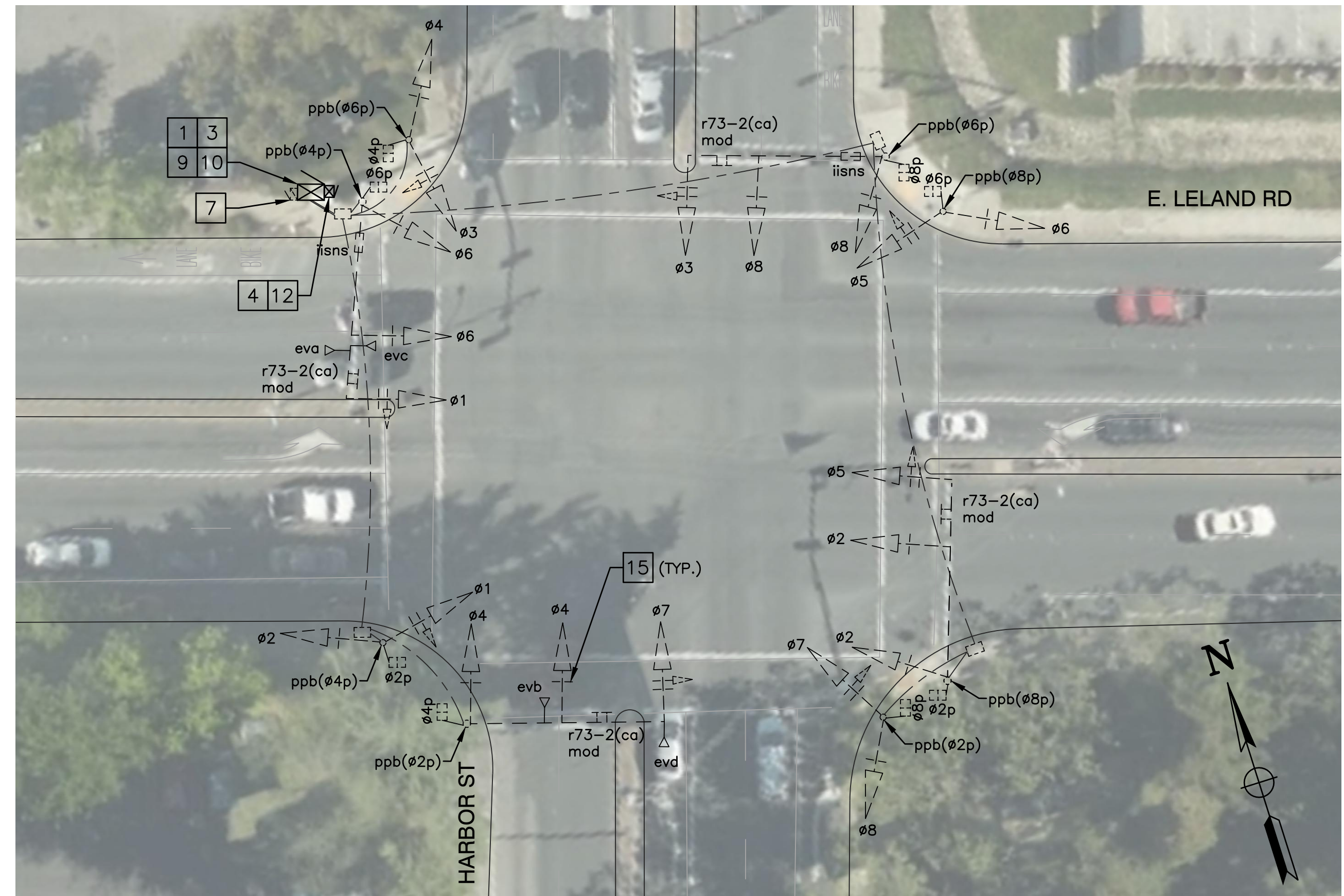
EXISTING PHASE DIAGRAM

EMERGENCY VEHICLE PREEMPT (EVP)

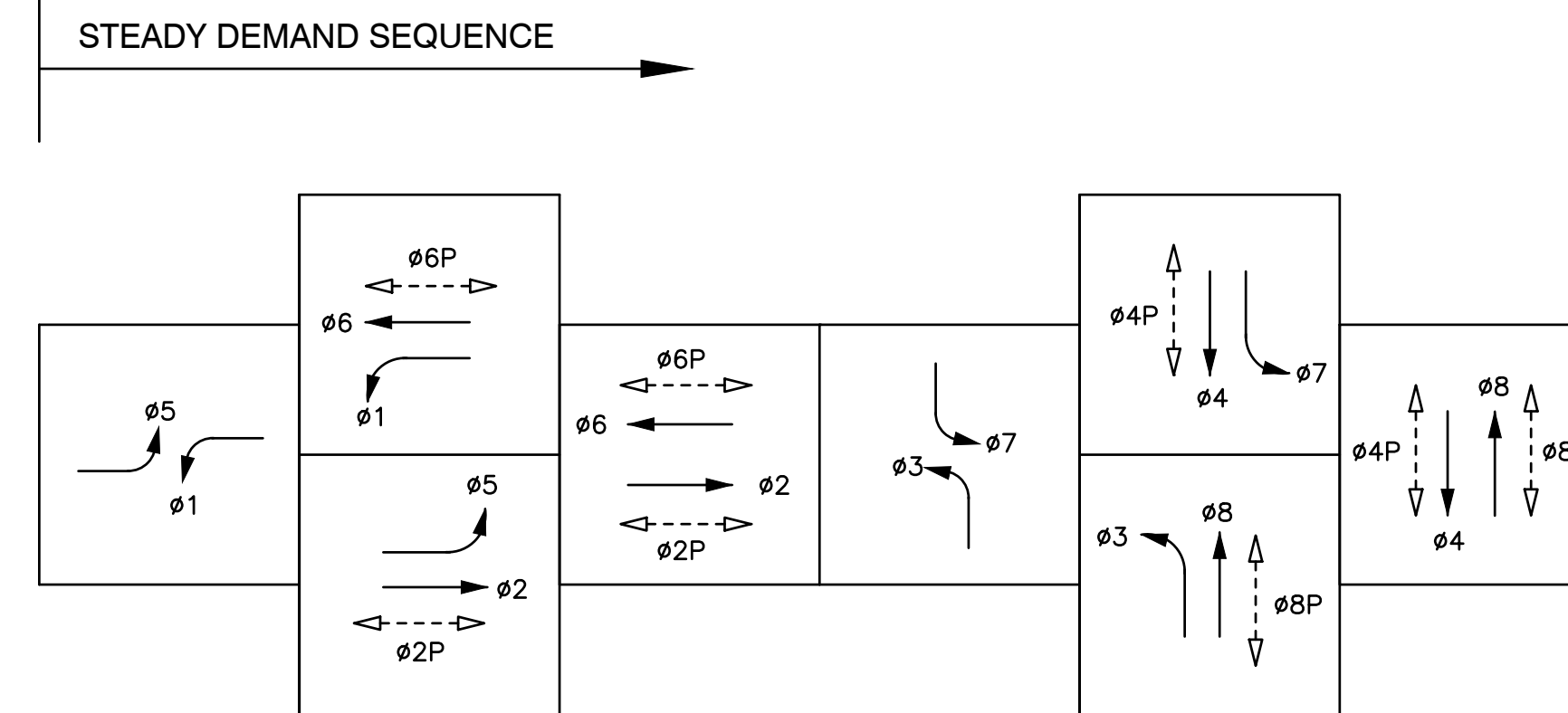
CHANNEL A = ø2 + ø5
CHANNEL B = ø6 + ø1

PROJECT NOTES:

- 1 EXISTING TYPE P CABINET ASSEMBLY TO BE REMOVED AND BECOME PROPERTY OF THE CONTRACTOR. PROTECT EXISTING FOUNDATION IN PLACE. SEE GENERAL NOTES FOR EQUIPMENT TO RELOCATE TO NEW P44 CABINET.
- 3 REMOVE AND SALVAGE EXISTING TRAFFIC SIGNAL CONTROLLER.
- 7 RELOCATE EXISTING TYPE II SERVICE CABINET TO PROPOSED TYPE "P44" CABINET.
- 8 RELOCATE EXISTING BBS CABINET AND BBS EQUIPMENT TO PROPOSED TYPE "P44" CABINET.
- 9 FURNISH AND INSTALL NEMA TYPE P44 TS1 CONTROLLER CABINET ASSEMBLY WITH 12" RISER ON EXISTING FOUNDATION.
- 10 INSTALL CITY-FURNISHED MODEL 980 ATC CONTROLLER WITH v76 FIRMWARE AND ALL ANCILLARY EQUIPMENT IN PROPOSED CABINET.



E. LELAND DR AND HARBOR ST



EXISTING PHASE DIAGRAM

EMERGENCY VEHICLE PREEMPT (EVP)


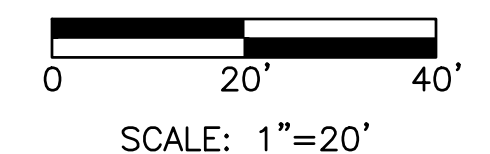
CHANNEL A = ø2 + ø5
CHANNEL B = ø4 + ø7
CHANNEL C = ø6 + ø1
CHANNEL D = ø8 + ø3

PROJECT NOTES:

- 1 EXISTING TYPE P CABINET ASSEMBLY TO BE REMOVED AND BECOME PROPERTY OF THE CONTRACTOR. PROTECT EXISTING FOUNDATION IN PLACE. SEE GENERAL NOTES FOR EQUIPMENT TO RELOCATE TO NEW P44 CABINET.
- 3 REMOVE AND SALVAGE EXISTING TRAFFIC SIGNAL CONTROLLER.
- 4 REMOVE AND SALVAGE EXISTING BATTERY BACK-UP SYSTEM (BBS) AND CABINET.
- 7 RELOCATE EXISTING TYPE II SERVICE CABINET TO PROPOSED TYPE "P44" CABINET.
- 9 FURNISH AND INSTALL NEMA TYPE P44 TS1 CONTROLLER CABINET ASSEMBLY WITH 12" RISER ON EXISTING FOUNDATION.
- 10 INSTALL CITY-FURNISHED MODEL 980 ATC CONTROLLER WITH v76 FIRMWARE AND ALL ANCILLARY EQUIPMENT IN PROPOSED CABINET.
- 12 FURNISH AND INSTALL BATTERY BACK-UP SYSTEM AND CABINET ON SIDE OF PROPOSED TYPE P44 CABINET.

PROJECT NOTES (BID ALTERNATE 1):

- 15 REMOVE AND BECOME PROPERTY OF THE CONTRACTOR THE EXISTING BACKPLATE AND FURNISH AND INSTALL YELLOW RETROREFLECTIVE BORDER SIGNAL BACKPLATE ON SIGNAL HEAD.



PREPARED UNDER THE DIRECTION OF:
RUTA JARIWALA
DATE:

ACCEPTED FOR USE:
RICHARD ARONO
City Engineer
Date:



City of Pittsburg

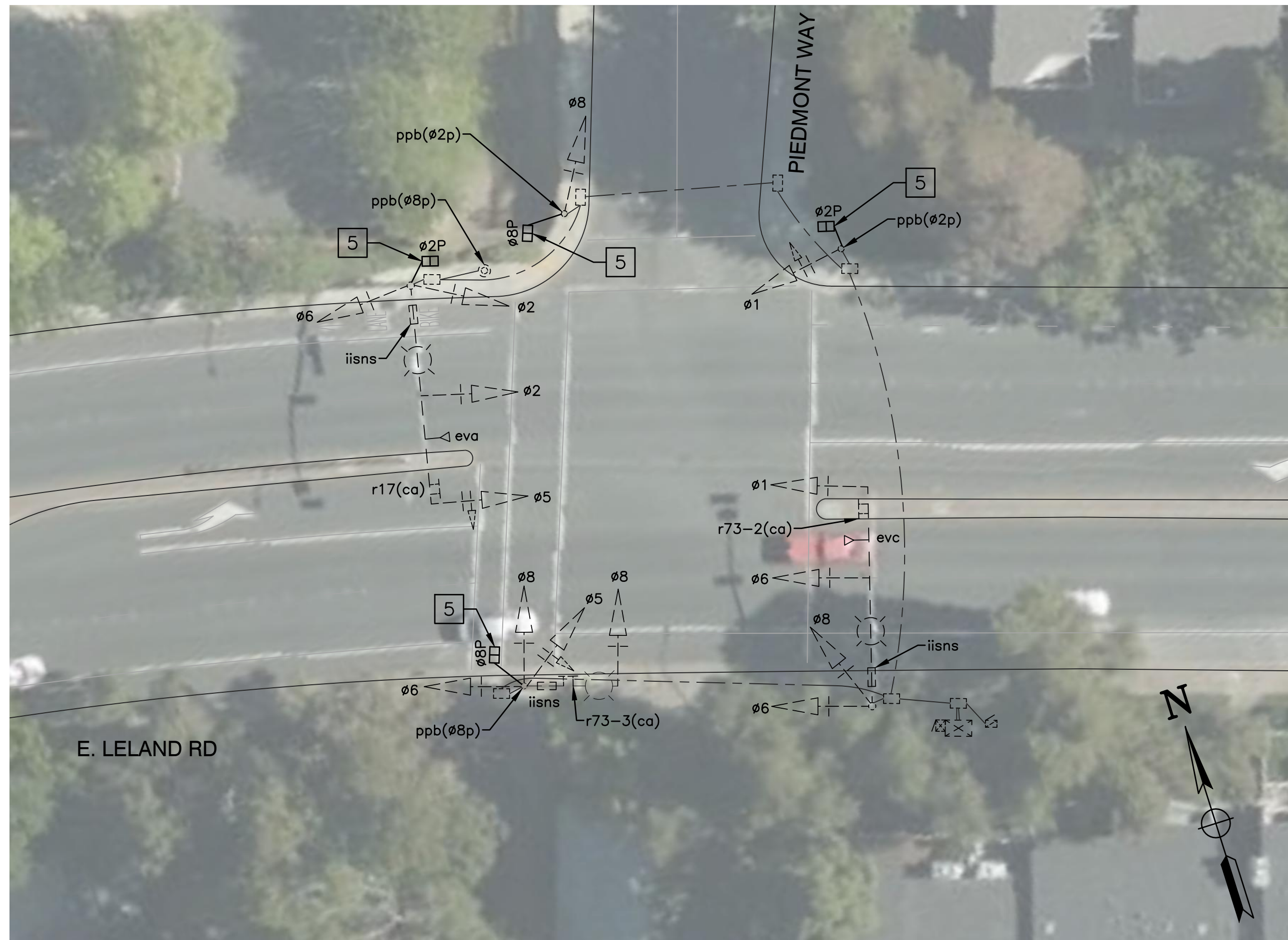
TRAFFIC SIGNAL MODIFICATION
W. LELAND ROAD AND CRESTVIEW DRIVE
E. LELAND ROAD AND HARBOR STREET
CONTRACT 2019-01
HSJPL-5127-(037)
PROJECT #2227, TRAFFIC SIGNAL IMPROVEMENTS
FILE: J:\JURISDICTION\VP\Pittsburg\057-063 Signal Hardware Upgrades\Citywide\ACAD\Final\TS-4 100% - TS-4.dwg

BY	AD
CHECKED	RP
REVIEWED	AP
DATE	09/14/2021
SCALE	AS SHOWN

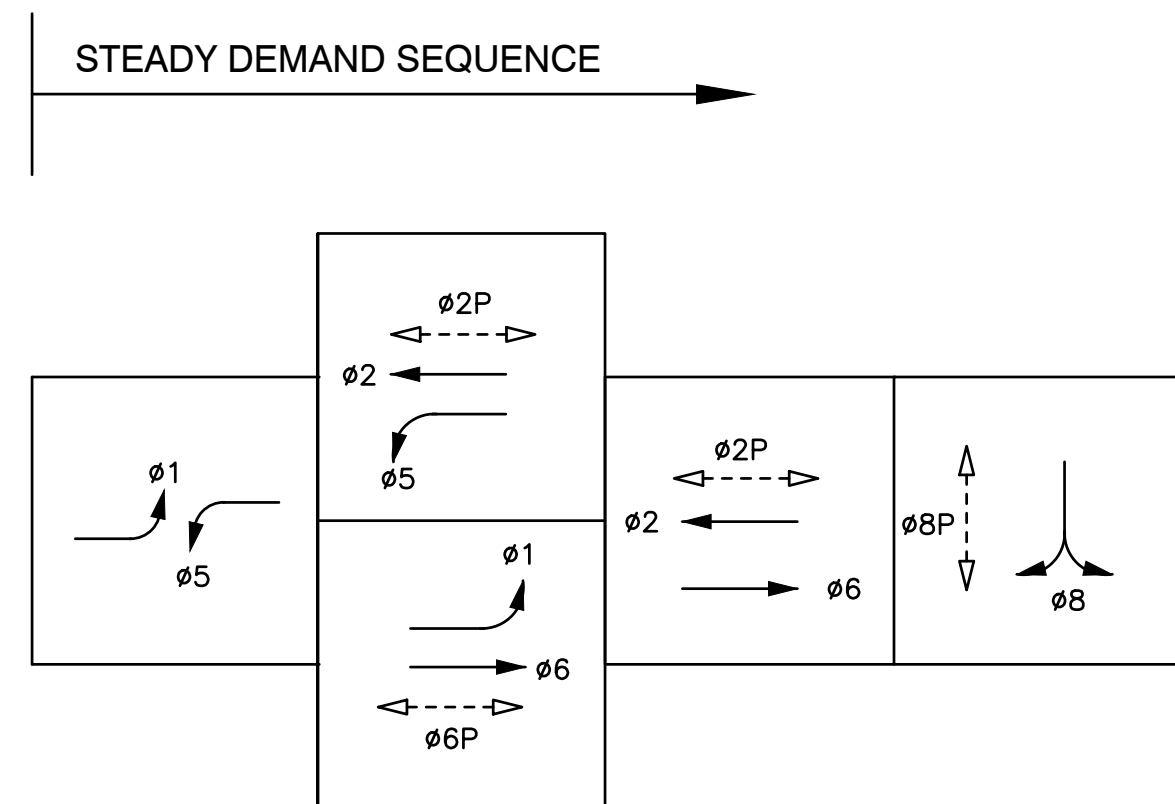
DATE	REV	DESCRIPTION

SHEET NO.
7 OF 23
DWG. NO.
TS-4

DATE & TIME PLOTTED: 9/14/21 10:21 AM



E. LELAND RD AND PIEDMONT WAY



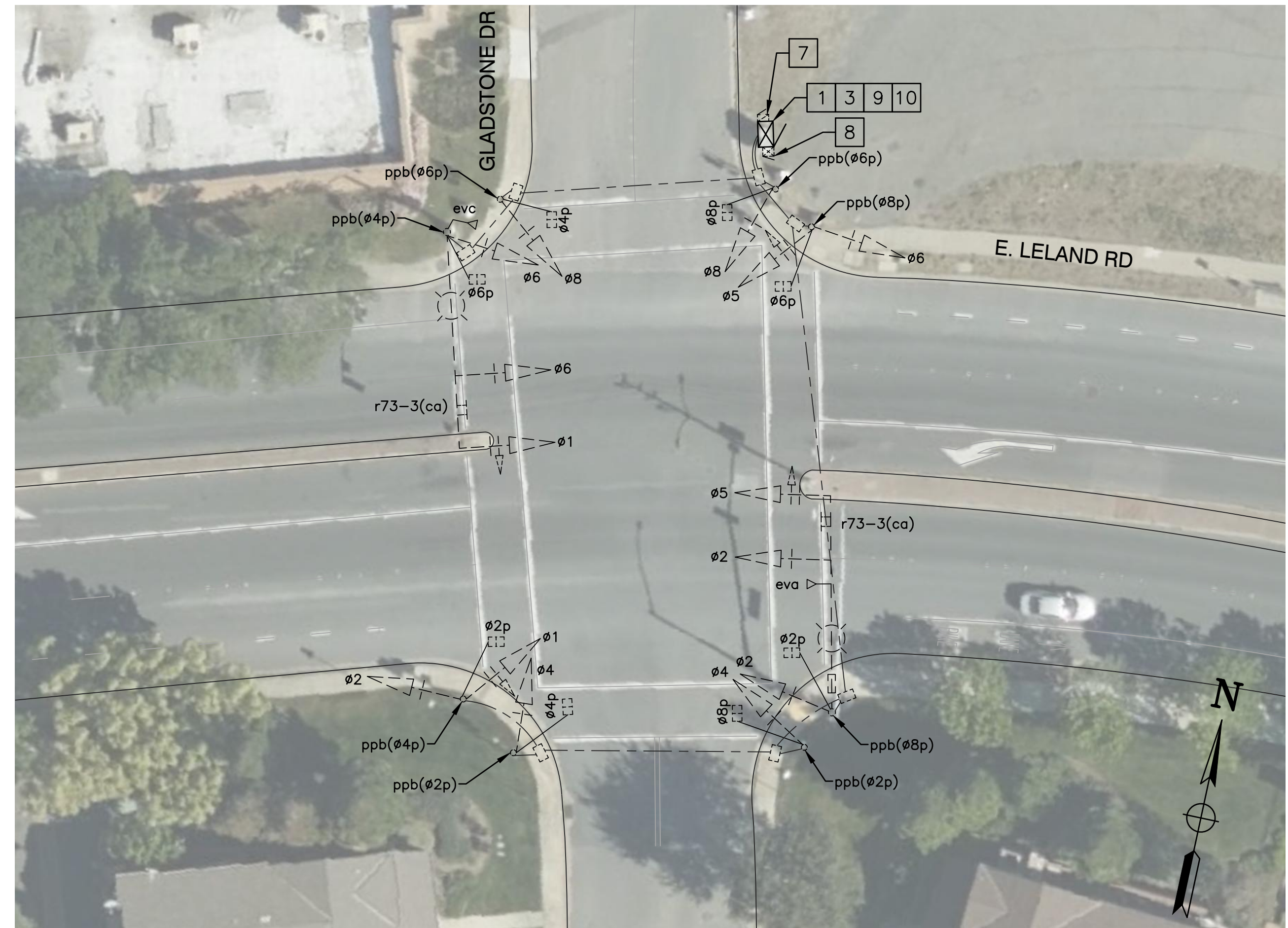
EXISTING PHASE DIAGRAM

EMERGENCY VEHICLE PREEMPT (EVP)

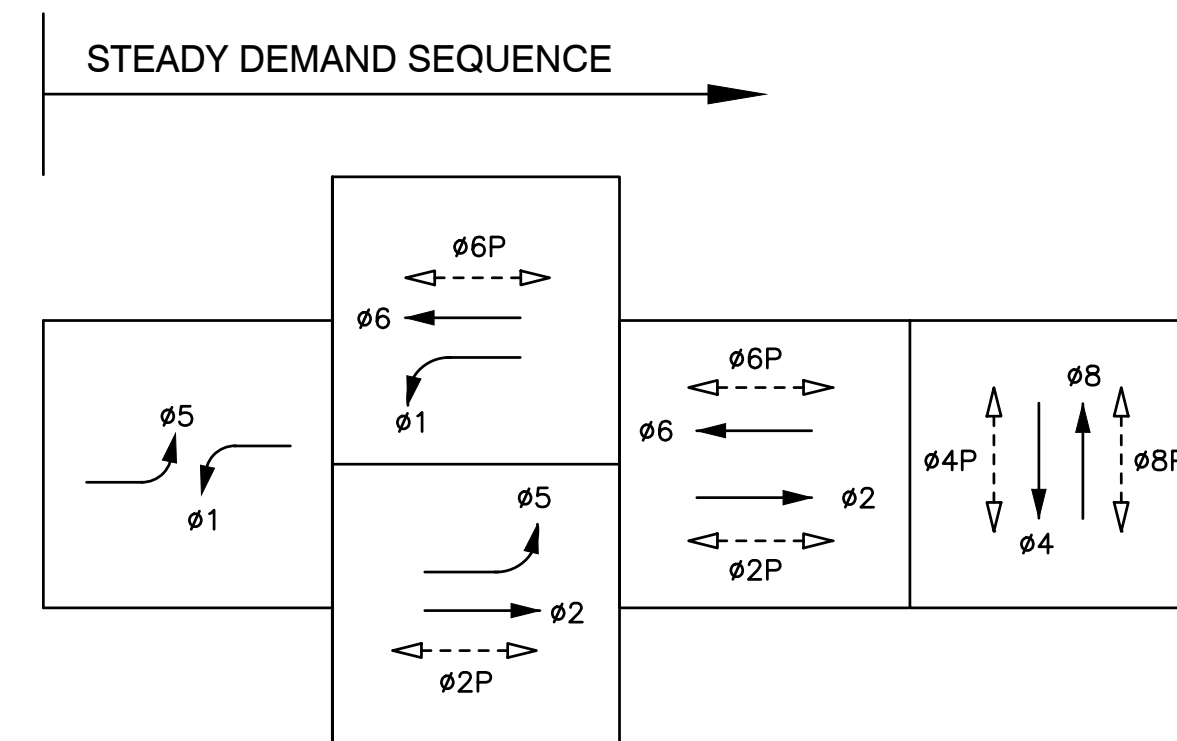
CHANNEL A = $\phi 2 + \phi 5$
 CHANNEL C = $\phi 6 + \phi 1$
 CHANNEL D = $\phi 8$

PROJECT NOTES (THIS SHEET ONLY):

- 5 REMOVE AND SALVAGE EXISTING PEDESTRIAN SIGNAL MODULE. FURNISH AND INSTALL NEW COUNTDOWN PEDESTRIAN SIGNAL MODULE ON EXISTING HEAD AND MOUNTING.



E. LELAND RD AND GLADSTONE DR




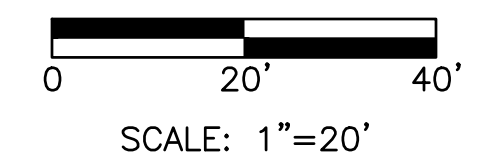
EXISTING PHASE DIAGRAM

EMERGENCY VEHICLE PREEMPT (EVP)

CHANNEL A = $\phi 2 + \phi 5$
 CHANNEL C = $\phi 6 + \phi 1$


PROJECT NOTES:

- 1 EXISTING TYPE P CABINET ASSEMBLY TO BE REMOVED AND BECOME PROPERTY OF THE CONTRACTOR. PROTECT EXISTING FOUNDATION IN PLACE. SEE GENERAL NOTES FOR EQUIPMENT TO RELOCATE TO NEW P44 CABINET.
- 3 REMOVE AND SALVAGE EXISTING TRAFFIC SIGNAL CONTROLLER.
- 7 RELOCATE EXISTING TYPE II SERVICE CABINET TO PROPOSED TYPE "P44" CABINET.
- 8 RELOCATE EXISTING BBS CABINET AND BBS EQUIPMENT TO PROPOSED TYPE "P44" CABINET.
- 9 FURNISH AND INSTALL NEMA TYPE P44 TS1 CONTROLLER CABINET ASSEMBLY WITH 12" RISER ON EXISTING FOUNDATION.
- 10 INSTALL CITY-FURNISHED MODEL 980 ATC CONTROLLER WITH v76 FIRMWARE AND ALL ANCILLARY EQUIPMENT IN PROPOSED CABINET.



PREPARED UNDER THE DIRECTION OF:
 RUTA JARIWALA
 DATE:

ACCEPTED FOR USE:
 RICHARD ARONO
 City Engineer
 Date:



TRAFFIC SIGNAL MODIFICATION
 E. LELAND ROAD AND PIEDMONT WAY
 E. LELAND ROAD AND GLADSTONE DRIVE
 CONTRACT 2019-01
 HSIPL-5127-(037)
 PROJECT #2227, TRAFFIC SIGNAL IMPROVEMENTS
 FILE: J:\jurisdiction\Pittsburg\057-063 signal hardware upgrades citywide\ACAD\Final\TS-5 100% - TS-5.dwg

BY	AD
CHECKED	RP
REVIEWED	AP
DATE	09/14/2021
SCALE	AS SHOWN

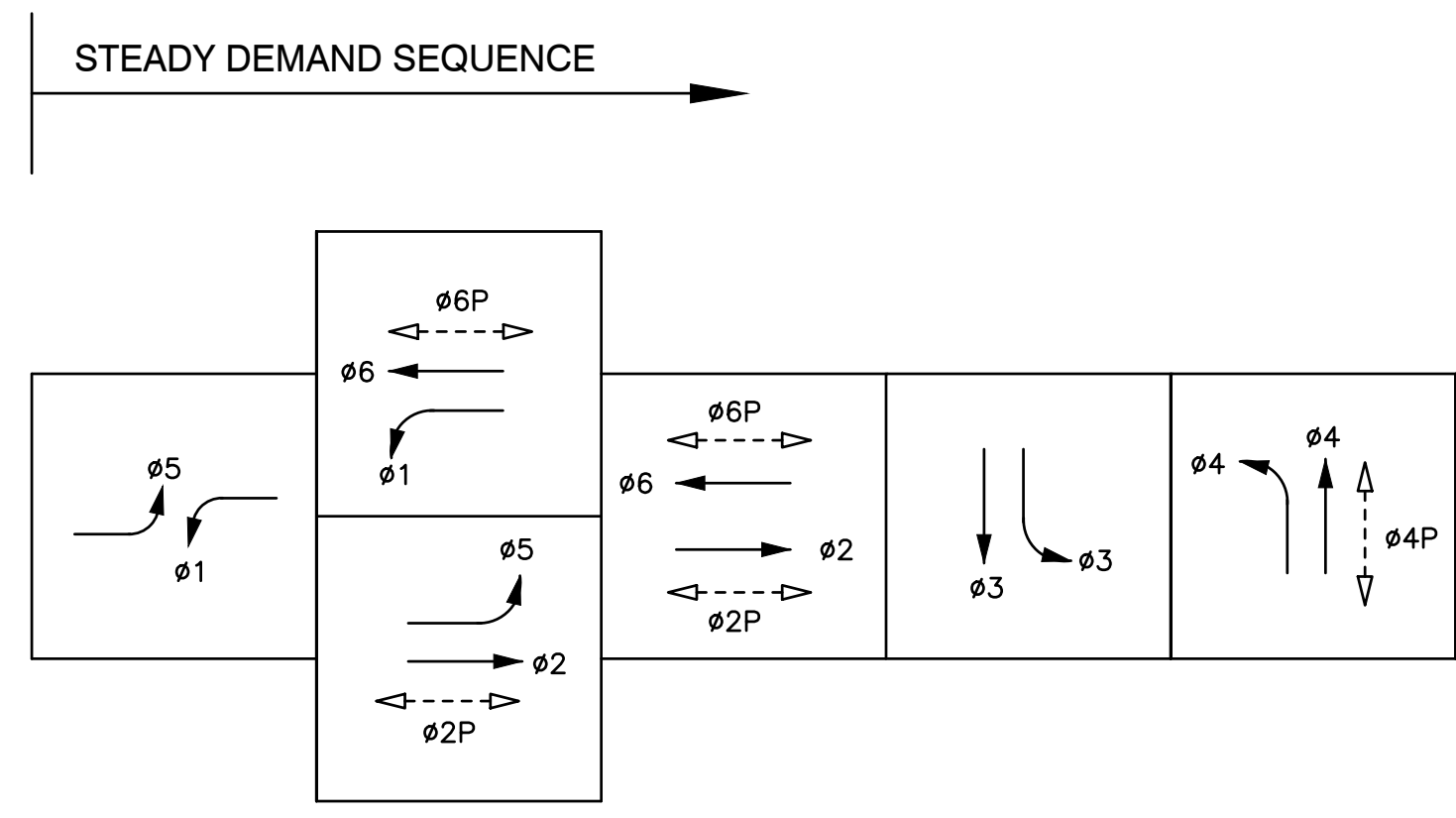
DATE	REV	DESCRIPTION

SHEET NO.
 8 OF 23
 DWG. NO.
 TS-5

DATE & TIME PLOTTED: 9/14/21 10:22 AM



E. LELAND RD AND LOS MEDANOS COLLEGE (LMC) DR



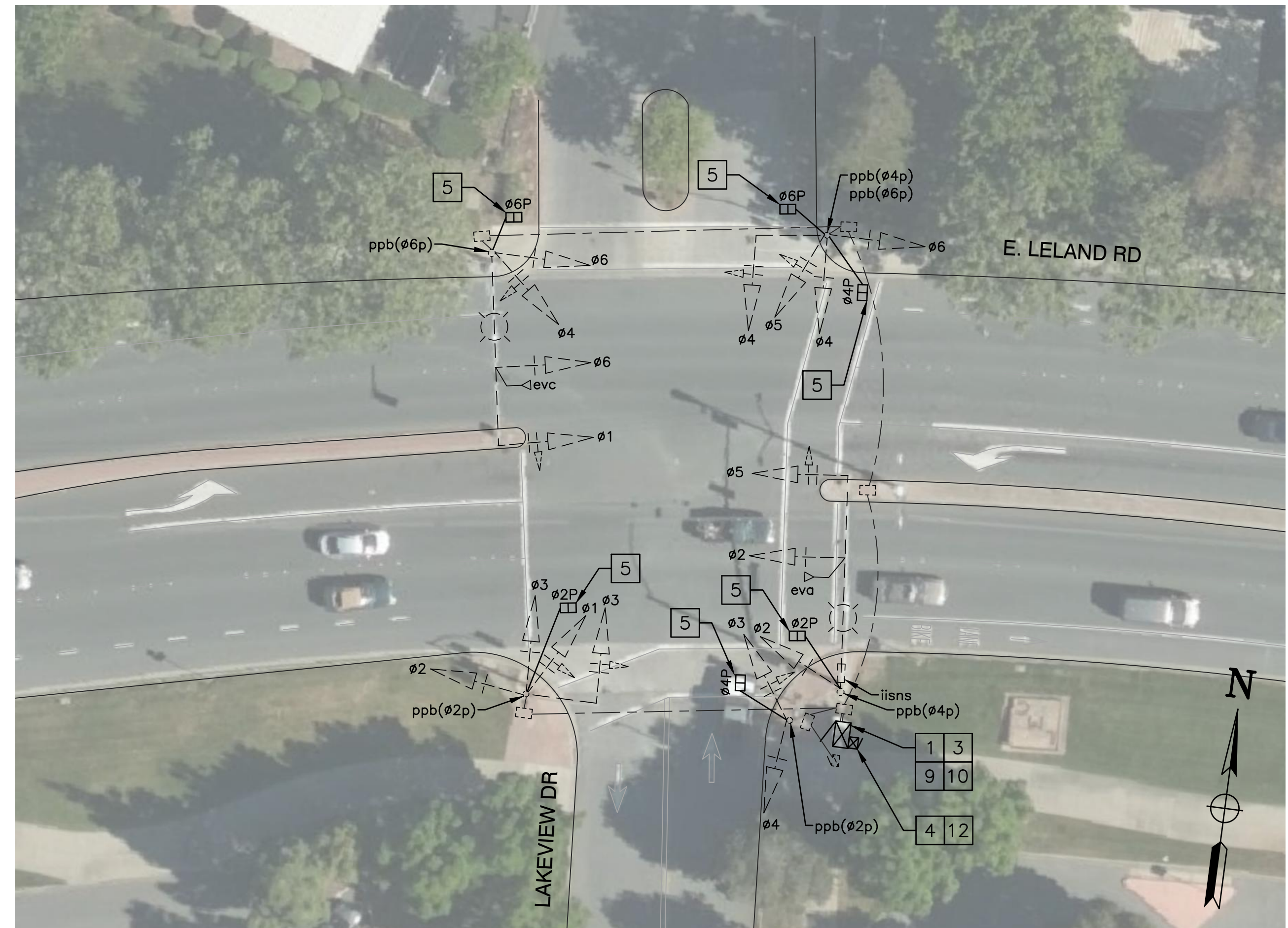
EXISTING PHASE DIAGRAM

EMERGENCY VEHICLE PREEMPT (EVP)

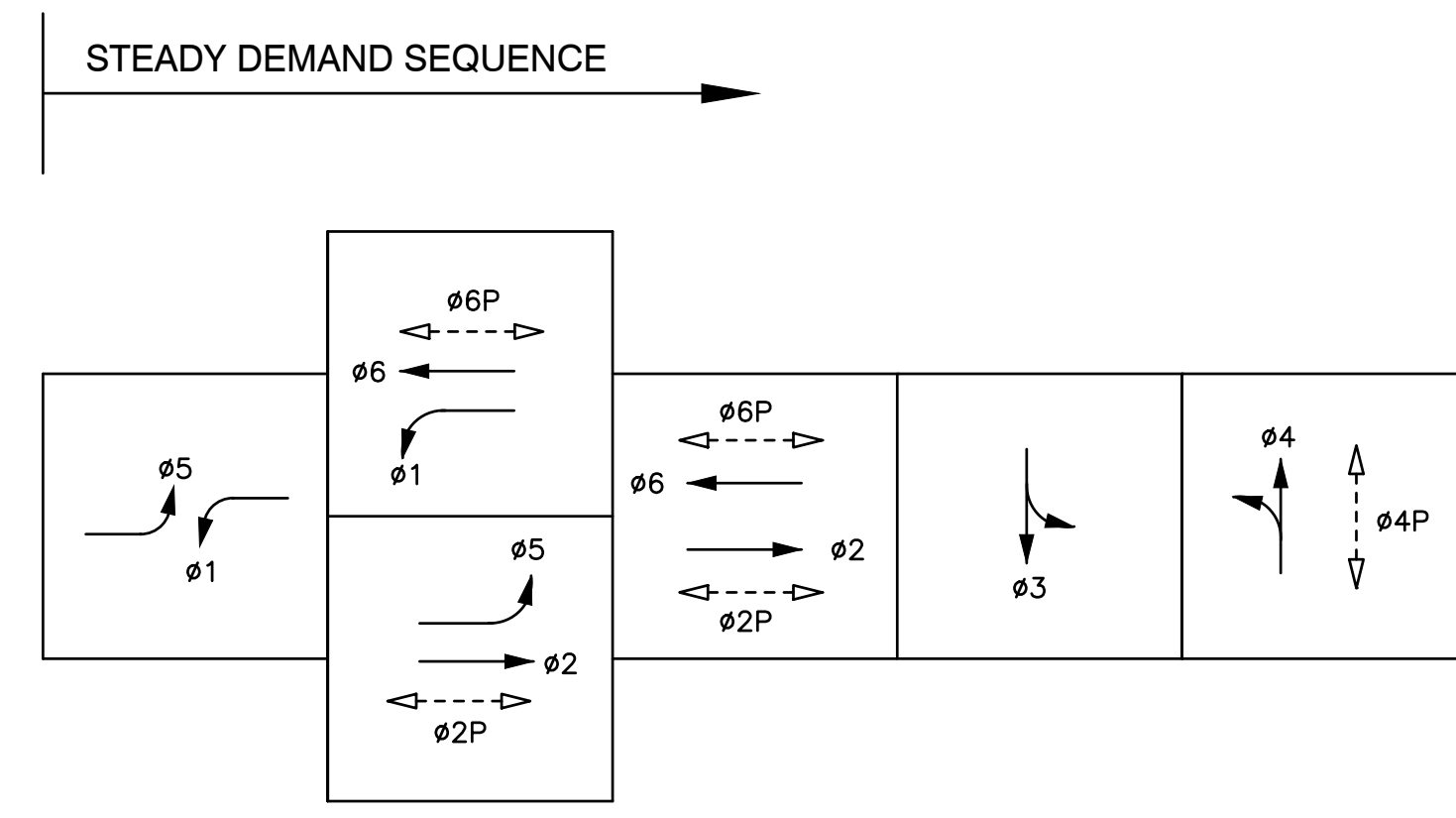
CHANNEL A = ø2 + ø5
CHANNEL C = ø6 + ø1

PROJECT NOTES:

- 1 EXISTING TYPE P CABINET ASSEMBLY TO BE REMOVED AND BECOME PROPERTY OF THE CONTRACTOR. PROTECT EXISTING FOUNDATION IN PLACE. SEE GENERAL NOTES FOR EQUIPMENT TO RELOCATE TO NEW P44 CABINET.
- 3 REMOVE AND SALVAGE EXISTING TRAFFIC SIGNAL CONTROLLER.
- 8 RELOCATE EXISTING BBS CABINET AND BBS EQUIPMENT TO PROPOSED TYPE "P44" CABINET.
- 9 FURNISH AND INSTALL NEMA TYPE P44 TS1 CONTROLLER CABINET ASSEMBLY WITH 12" RISER ON EXISTING FOUNDATION.
- 10 INSTALL CITY-FURNISHED MODEL 980 ATC CONTROLLER WITH v76 FIRMWARE AND ALL ANCILLARY EQUIPMENT IN PROPOSED CABINET.



E. LELAND RD AND LAKEVIEW CIR




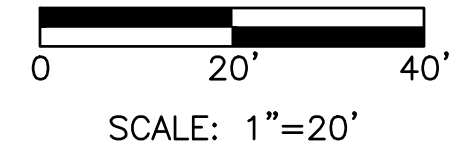
EXISTING PHASE DIAGRAM

EMERGENCY VEHICLE PREEMPT (EVP)

CHANNEL A = ø2 + ø5
CHANNEL C = ø6 + ø1


PROJECT NOTES:

- 1 EXISTING TYPE P CABINET ASSEMBLY TO BE REMOVED AND BECOME PROPERTY OF THE CONTRACTOR. PROTECT EXISTING FOUNDATION IN PLACE. SEE GENERAL NOTES FOR EQUIPMENT TO RELOCATE TO NEW P44 CABINET.
- 3 REMOVE AND SALVAGE EXISTING TRAFFIC SIGNAL CONTROLLER.
- 4 REMOVE AND SALVAGE EXISTING BATTERY BACK-UP SYSTEM (BBS) AND CABINET.
- 5 REMOVE AND SALVAGE EXISTING PEDESTRIAN SIGNAL MODULE. FURNISH AND INSTALL NEW COUNTDOWN PEDESTRIAN SIGNAL MODULE ON EXISTING HEAD AND MOUNTING.
- 9 FURNISH AND INSTALL NEMA TYPE P44 TS1 CONTROLLER CABINET ASSEMBLY WITH 12" RISER ON EXISTING FOUNDATION.
- 10 INSTALL CITY-FURNISHED MODEL 980 ATC CONTROLLER WITH v76 FIRMWARE AND ALL ANCILLARY EQUIPMENT IN PROPOSED CABINET.
- 12 FURNISH AND INSTALL BATTERY BACK-UP SYSTEM AND CABINET ON SIDE OF PROPOSED TYPE P44 CABINET.



PREPARED UNDER THE DIRECTION OF:
RUTA JARIWALA
DATE:

ACCEPTED FOR USE:
RICHARD ABONO
City Engineer
DATE:

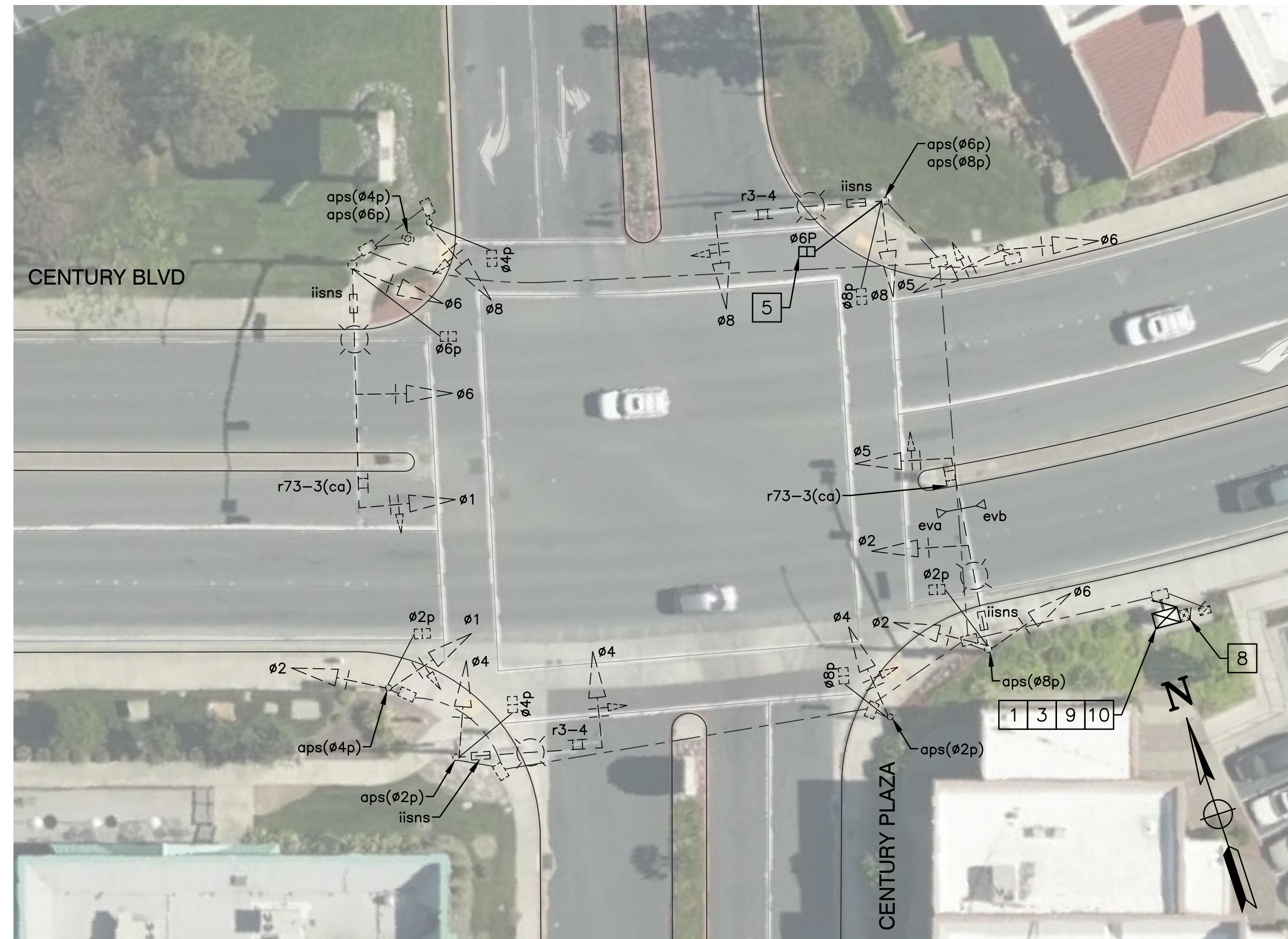


TRAFFIC SIGNAL MODIFICATION
E. LELAND ROAD AND LOS MEDANOS COLLEGE DRIVE
E. LELAND ROAD AND LAKEVIEW DRIVE
CONTRACT 2019-01
HSIPL-5127-(037)
PROJECT #2227, TRAFFIC SIGNAL IMPROVEMENTS
FILE: J:\JURISDICTION\Pittsburg\057-063 Signal Hardware Upgrades\Citywide\ACAD\Final\TS-6 100% - TS-6.dwg

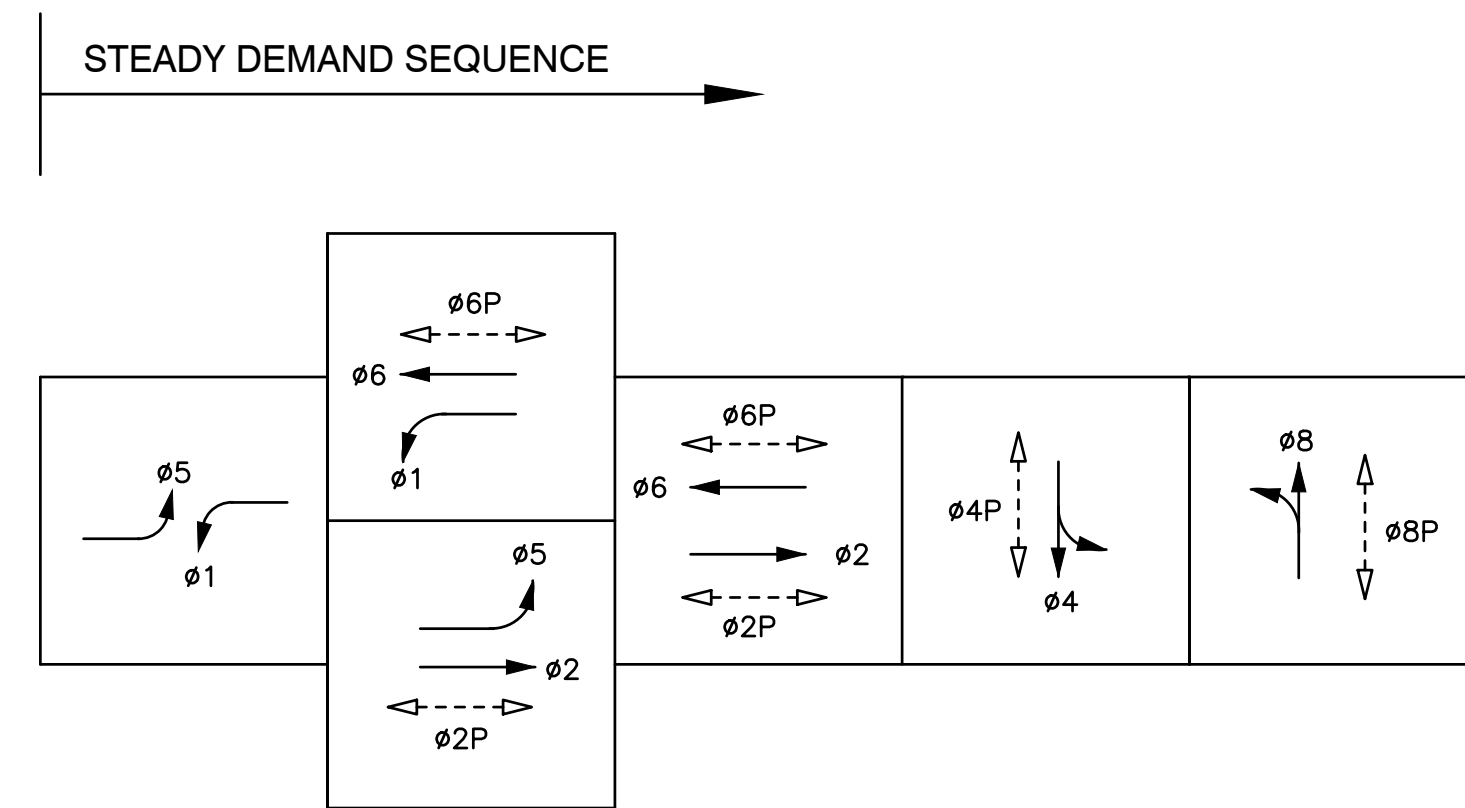
BY	AD
CHECKED	RP
REVIEWED	AP
DATE	09/14/2021
SCALE	AS SHOWN

DATE	REV	DESCRIPTION

SHEET NO.
9 OF 23
DWG. NO.
TS-6



CENTURY BLVD AND CENTURY PLAZA



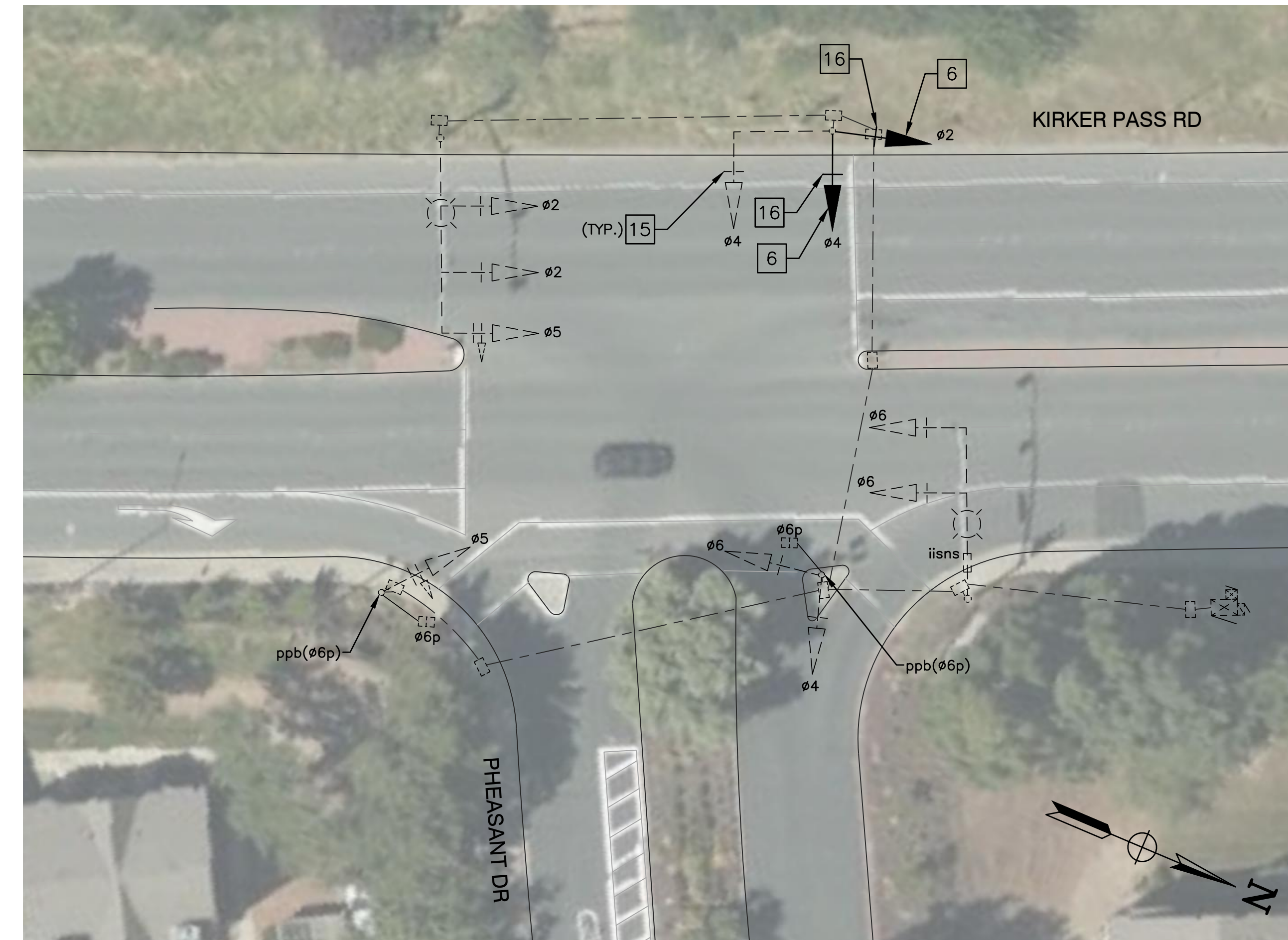
EXISTING PHASE DIAGRAM

EMERGENCY VEHICLE PREEMPT (EVP)

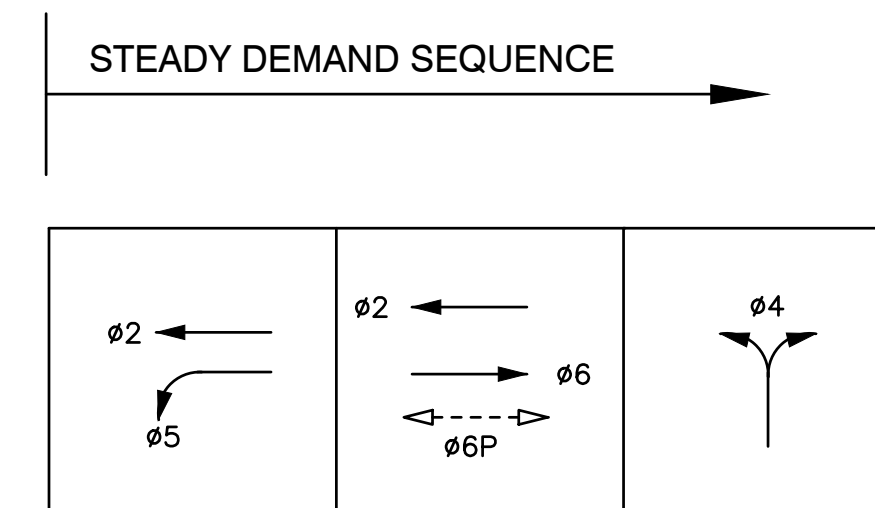
CHANNEL A = ø2 + ø5
CHANNEL B = ø6 + ø1

PROJECT NOTES:

- 1 EXISTING TYPE P CABINET ASSEMBLY TO BE REMOVED AND BECOME PROPERTY OF THE CONTRACTOR. PROTECT EXISTING FOUNDATION IN PLACE. SEE GENERAL NOTES FOR EQUIPMENT TO RELOCATE TO NEW P44 CABINET.
- 3 REMOVE AND SALVAGE EXISTING TRAFFIC SIGNAL CONTROLLER.
- 5 REMOVE AND SALVAGE EXISTING PEDESTRIAN SIGNAL MODULE. FURNISH AND INSTALL NEW COUNTDOWN PEDESTRIAN SIGNAL MODULE ON EXISTING HEAD AND MOUNTING.
- 8 RELOCATE EXISTING BBS CABINET AND BBS EQUIPMENT TO PROPOSED TYPE "P44" CABINET.
- 9 FURNISH AND INSTALL NEMA TYPE P44 TS1 CONTROLLER CABINET ASSEMBLY WITH 12" RISER ON EXISTING FOUNDATION.
- 10 INSTALL CITY-FURNISHED MODEL 980 ATC CONTROLLER WITH v76 FIRMWARE AND ALL ANCILLARY EQUIPMENT IN PROPOSED CABINET.



KIRKER PASS RD AND PHEASANT DR




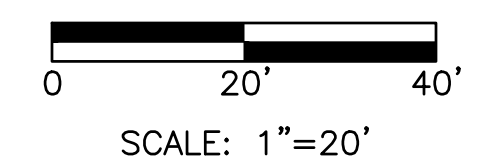
EXISTING PHASE DIAGRAM

PROJECT NOTES:

- 6 EXISTING 8" SIGNAL HEAD, BACKPLATE, AND MOUNTING FRAMEWORK TO BE REMOVED AND BECOME PROPERTY OF THE CONTRACTOR. FURNISH AND INSTALL NEW 12" SIGNAL HEAD, BACKPLATE, AND MOUNTING FRAMEWORK IN PLACE.


PROJECT NOTES (BID ALTERNATE 1):

- 15 REMOVE AND BECOME PROPERTY OF THE CONTRACTOR THE EXISTING BACKPLATE AND FURNISH AND INSTALL YELLOW RETROREFLECTIVE BORDER SIGNAL BACKPLATE ON SIGNAL HEAD.
- 16 FURNISH AND INSTALL YELLOW RETROREFLECTIVE BORDER SIGNAL BACKPLATE ON PROPOSED 12" SIGNAL HEAD.



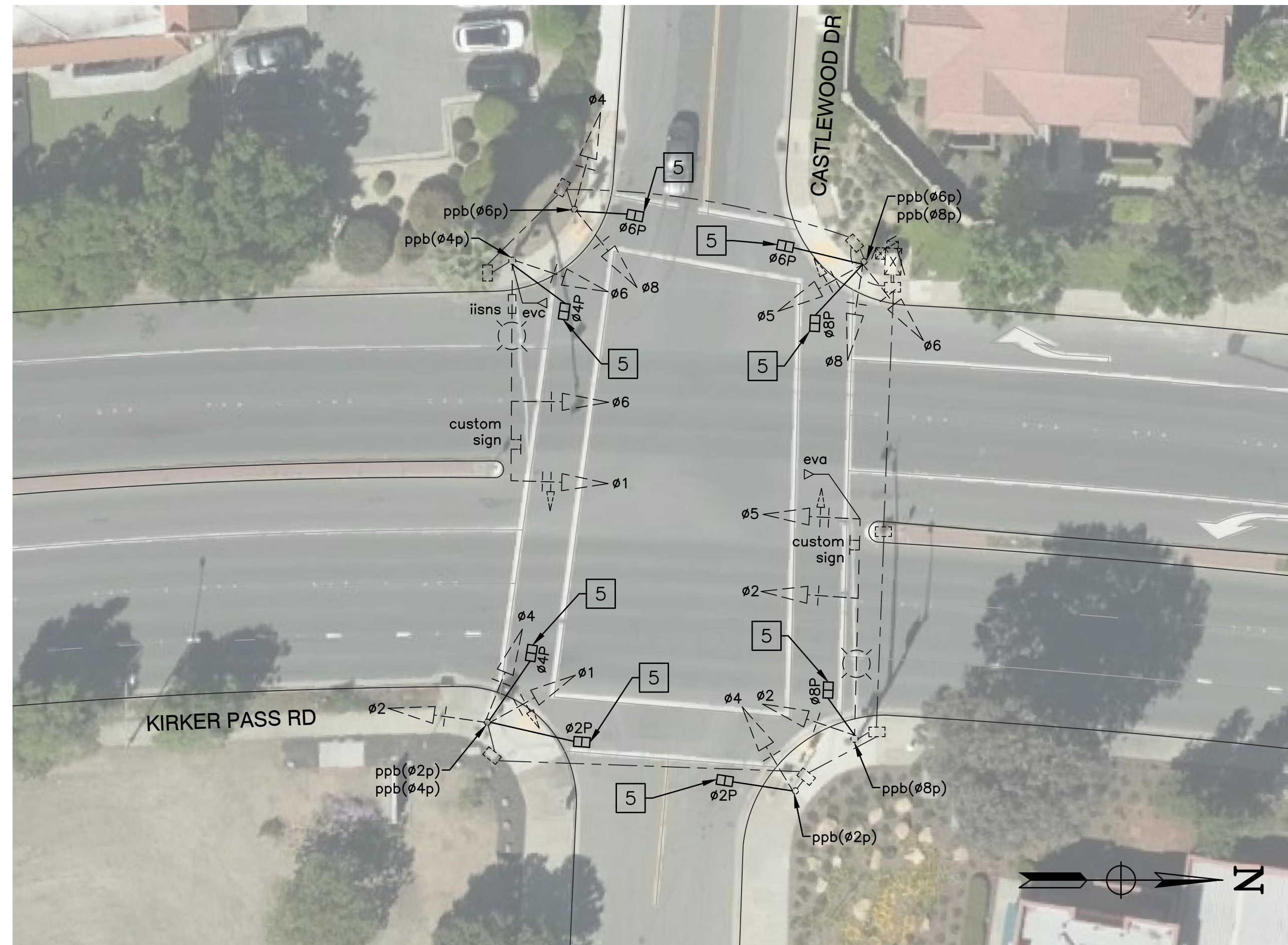
PREPARED UNDER THE DIRECTION OF:
RUTA JARIWALA
DATE:

ACCEPTED FOR USE:
RICHARD ARONO
City Engineer
Date:

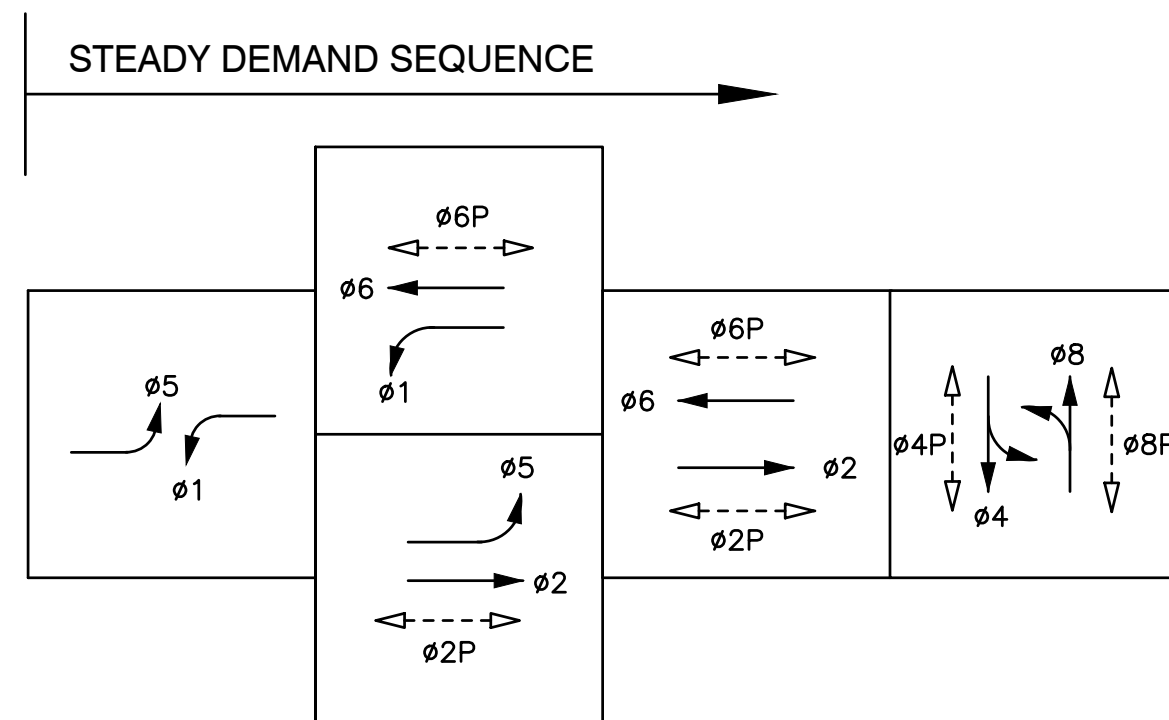


TRAFFIC SIGNAL MODIFICATION
CENTURY BOULEVARD AND CENTURY PLAZA
KIRKER PASS RD AND PHEASANT DR
CONTRACT 2019-01
HSIPL-5127-(037)
PROJECT #2227, TRAFFIC SIGNAL IMPROVEMENTS
FILE: J:\jurisdiction\Pittsburg\057-063 signal hardware upgrades citywide\ACAD\Final\TS-7 100% - TS-7.dwg

DATE	REV	DESCRIPTION	BY	DRAWN: AD	CHECKED: RP	REVIEWED: AP	DATE: 09/14/2021	SCALE: AS SHOWN
SHEET NO. 10 OF 23								
DWG. NO. TS-7								
DATE & TIME PLOTTED: 9/14/21 10:22 AM								



KIRKER PASS RD AND CASTLEWOOD DR



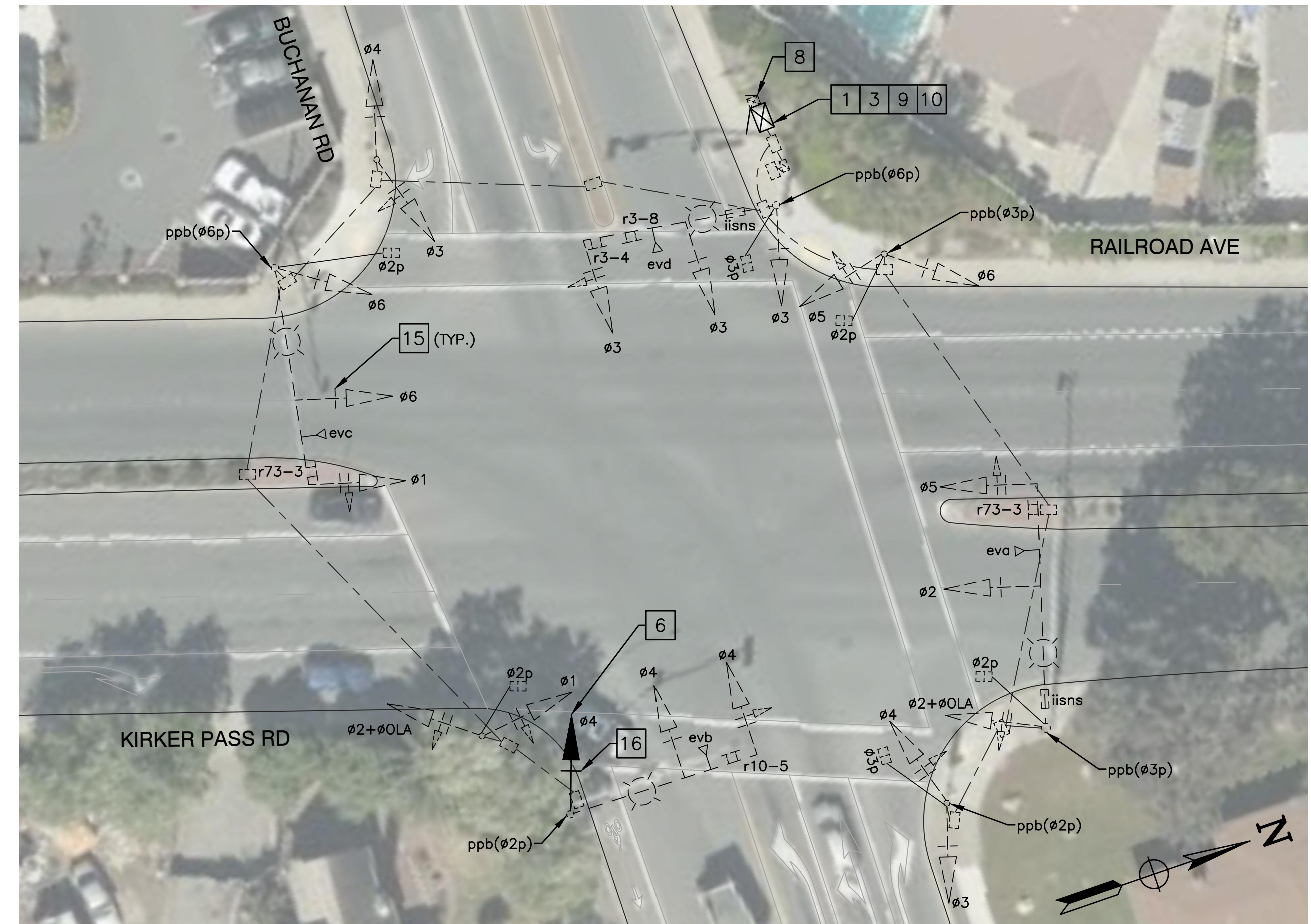
EXISTING PHASE DIAGRAM

EMERGENCY VEHICLE PREEMPT (EVP)

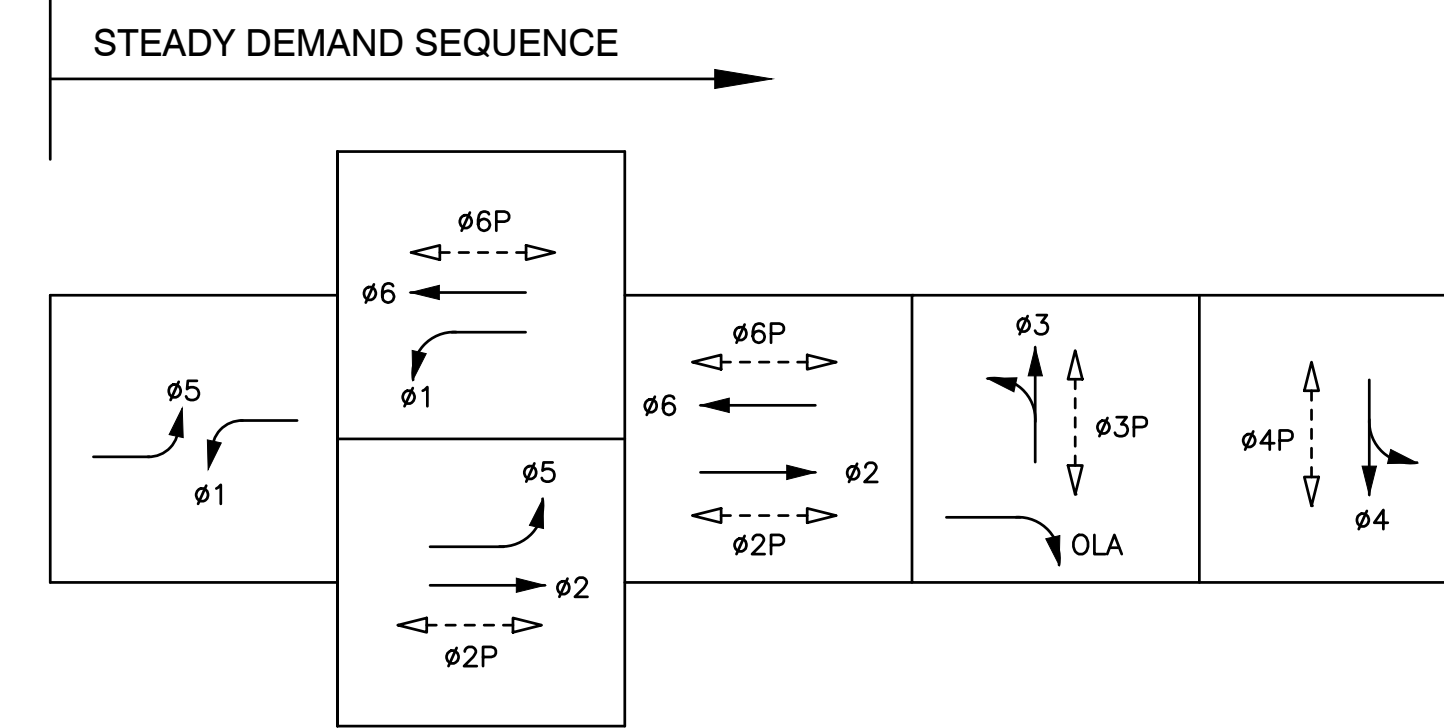
CHANNEL A = 02 + 05
CHANNEL C = 06 + 01

PROJECT NOTES:

- 5 REMOVE AND SALVAGE EXISTING PEDESTRIAN SIGNAL MODULE. FURNISH AND INSTALL NEW COUNTDOWN PEDESTRIAN SIGNAL MODULE ON EXISTING HEAD AND MOUNTING.



RAILROAD AVE/KIRKER PASS RD AND BUCHANAN RD



EXISTING PHASE DIAGRAM

EMERGENCY VEHICLE PREEMPT (EVP)


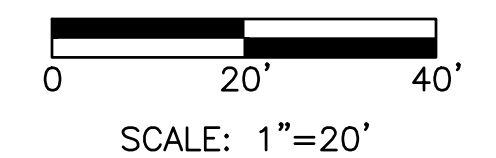
CHANNEL A = 02 + 05
CHANNEL B = 04
CHANNEL C = 06 + 01
CHANNEL D = 03

PROJECT NOTES:

- 1 EXISTING TYPE P CABINET ASSEMBLY TO BE REMOVED AND BECOME PROPERTY OF THE CONTRACTOR. PROTECT EXISTING FOUNDATION IN PLACE. SEE GENERAL NOTES FOR EQUIPMENT TO RELOCATE TO NEW P44 CABINET.
- 3 REMOVE AND SALVAGE EXISTING TRAFFIC SIGNAL CONTROLLER.
- 6 EXISTING 8" SIGNAL HEAD, BACKPLATE, AND MOUNTING FRAMEWORK TO BE REMOVED AND BECOME PROPERTY OF THE CONTRACTOR. FURNISH AND INSTALL NEW 12" SIGNAL HEAD, BACKPLATE, AND MOUNTING FRAMEWORK IN PLACE.
- 8 RELOCATE EXISTING BBS CABINET AND BBS EQUIPMENT TO PROPOSED TYPE "P44" CABINET.
- 9 FURNISH AND INSTALL NEMA TYPE P44 TS1 CONTROLLER CABINET ASSEMBLY WITH 12" RISER ON EXISTING FOUNDATION.
- 10 INSTALL CITY-FURNISHED MODEL 980 ATC CONTROLLER WITH v76 FIRMWARE AND ALL ANCILLARY EQUIPMENT IN PROPOSED CABINET.

PROJECT NOTES (BID ALTERNATE 1):

- 15 REMOVE AND BECOME PROPERTY OF THE CONTRACTOR THE EXISTING BACKPLATE AND FURNISH AND INSTALL YELLOW RETROREFLECTIVE BORDER SIGNAL BACKPLATE ON SIGNAL HEAD.
- 16 FURNISH AND INSTALL YELLOW RETROREFLECTIVE BORDER SIGNAL BACKPLATE ON PROPOSED 12" SIGNAL HEAD.



PREPARED UNDER THE DIRECTION OF:
RUTA JARIWALA
DATE:

ACCEPTED FOR USE:
RICHARD ARONO
City Engineer
DATE:




TRAFFIC SIGNAL MODIFICATION
KIRKER PASS RD AND CASTLEWOOD DR
RAILROAD AVE/KIRKER PASS RD AND BUCHANAN RD
CONTRACT 2019-01
HSJPL-5127-(037)
PROJECT #2227, TRAFFIC SIGNAL IMPROVEMENTS
FILE: J:\JURISDICTION\VP\Pittsburg\057-063 Signal Hardware Upgrades\Citywide\ACAD\Final\TS-8 100% - TS-8.dwg

DATE	REV	DESCRIPTION	BY	AD

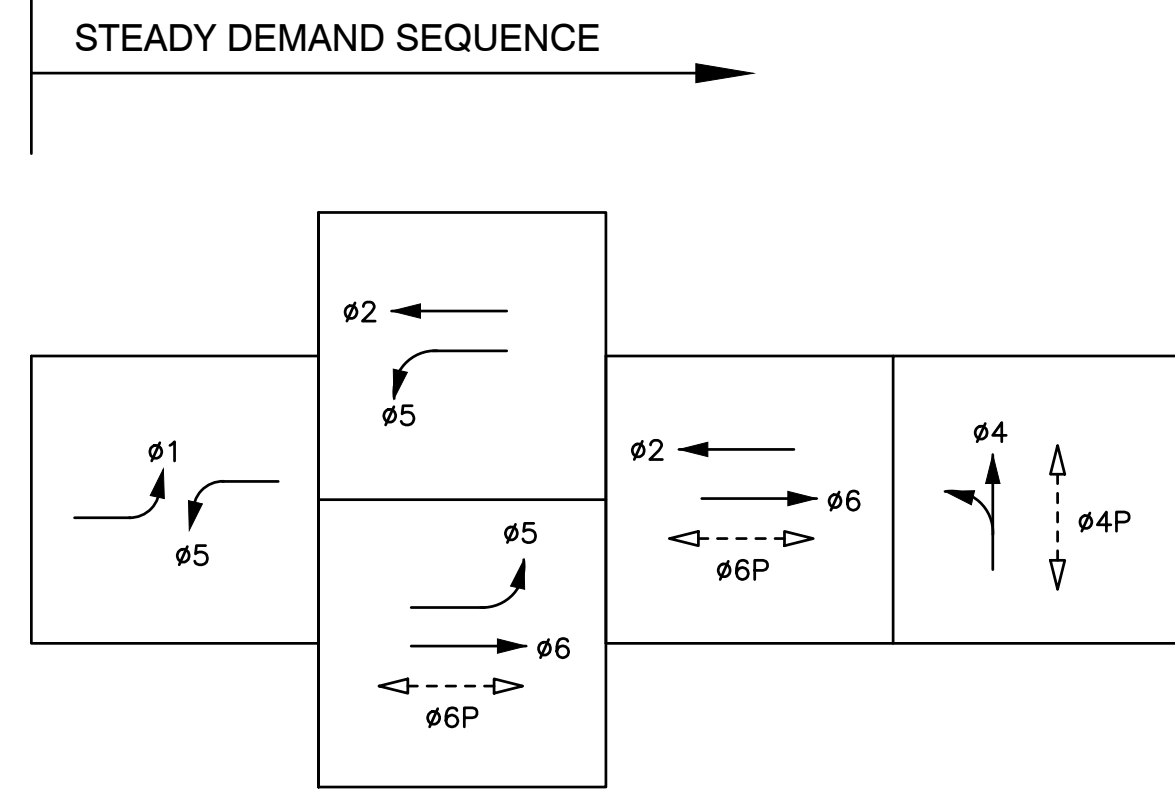
SHEET NO.
11 OF 23
DWG. NO.
TS-8



RAILROAD AVE AND YOSEMITE DR



RAILROAD AVE AND MARIPOSA DR/ALTURAS AVE



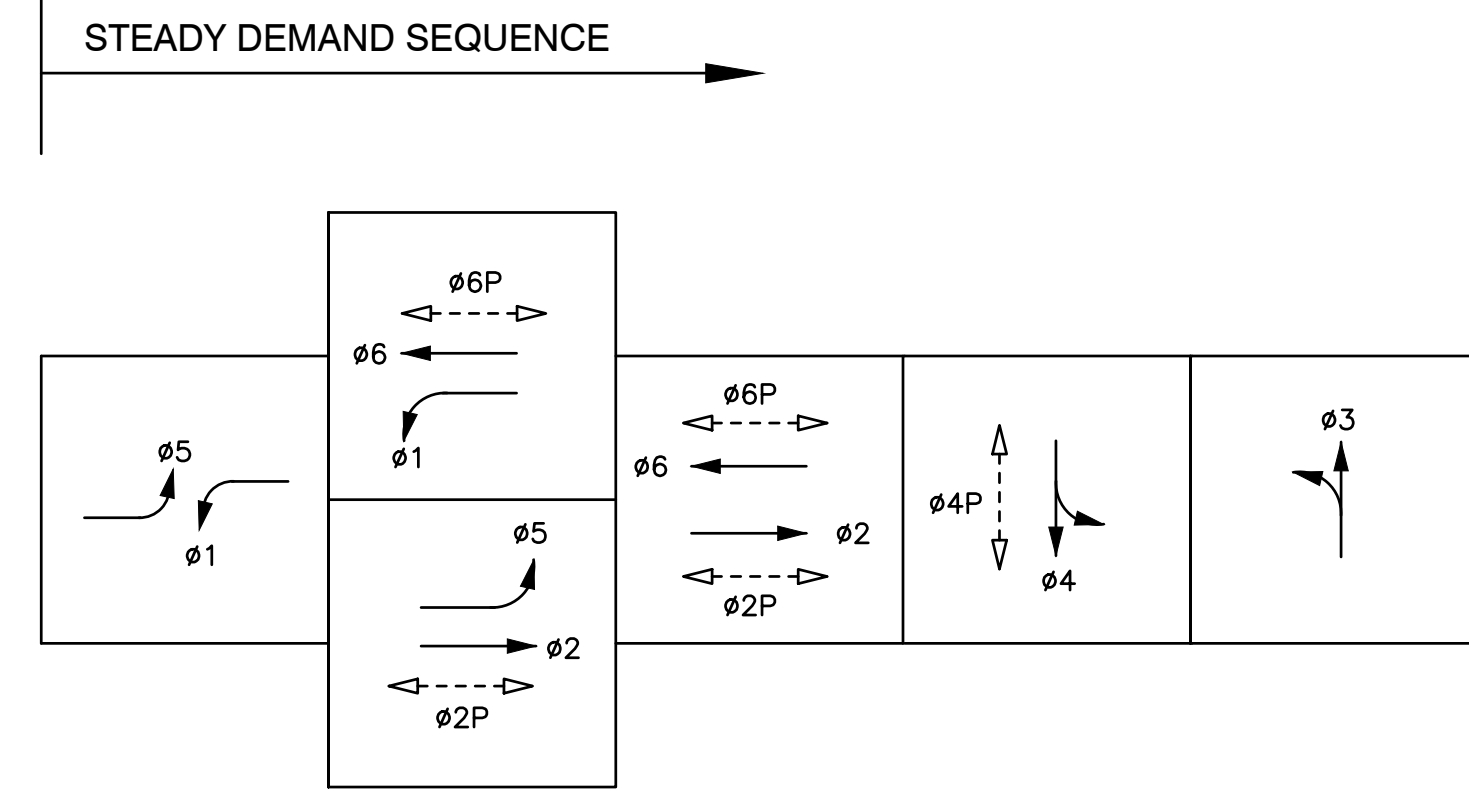
EXISTING PHASE DIAGRAM

EMERGENCY VEHICLE PREEMPT (EVP)

CHANNEL A = ø2 + ø5
 CHANNEL B = ø4
 CHANNEL C = ø6 + ø1

PROJECT NOTES:

- EXISTING TYPE P CABINET ASSEMBLY TO BE REMOVED AND BECOME PROPERTY OF THE CONTRACTOR. PROTECT EXISTING FOUNDATION IN PLACE. SEE GENERAL NOTES FOR EQUIPMENT TO RELOCATE TO NEW P44 CABINET.
- REMOVE AND SALVAGE EXISTING TRAFFIC SIGNAL CONTROLLER.
- RELOCATE EXISTING BBS CABINET AND BBS EQUIPMENT TO PROPOSED TYPE "P44" CABINET.
- FURNISH AND INSTALL NEMA TYPE P44 TS1 CONTROLLER CABINET ASSEMBLY WITH 12" RISER ON EXISTING FOUNDATION.
- INSTALL CITY-FURNISHED MODEL 980 ATC CONTROLLER WITH v76 FIRMWARE AND ALL ANCILLARY EQUIPMENT IN PROPOSED CABINET.



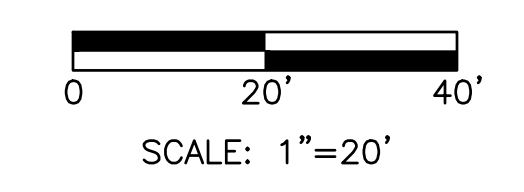
EXISTING PHASE DIAGRAM

EMERGENCY VEHICLE PREEMPT (EVP)

CHANNEL A = ø2 + ø5
 CHANNEL B = ø4
 CHANNEL C = ø6 + ø1
 CHANNEL D = ø8

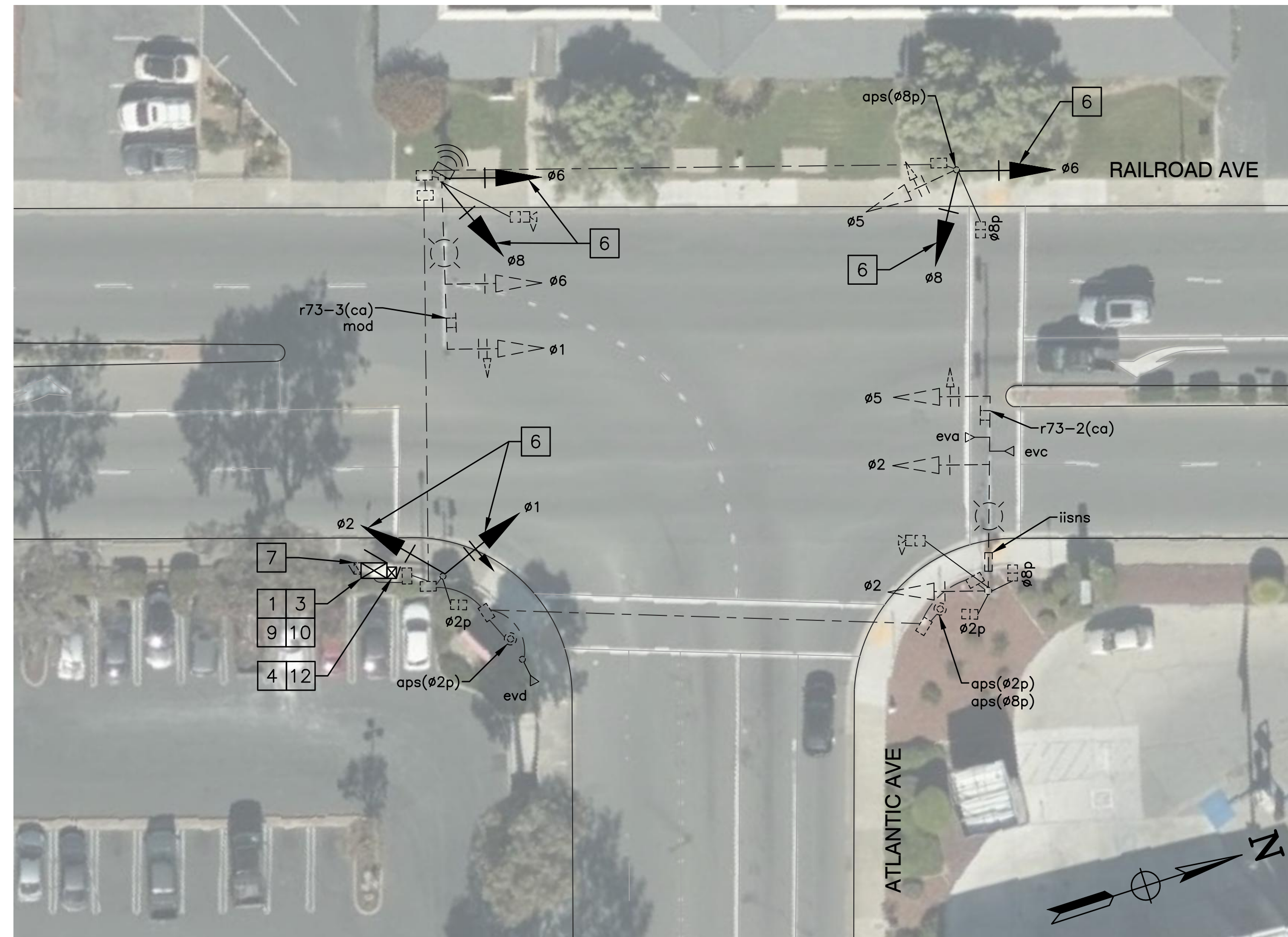
PROJECT NOTES:

- EXISTING TYPE P CABINET ASSEMBLY TO BE REMOVED AND BECOME PROPERTY OF THE CONTRACTOR. PROTECT EXISTING FOUNDATION IN PLACE. SEE GENERAL NOTES FOR EQUIPMENT TO RELOCATE TO NEW P44 CABINET.
- REMOVE AND SALVAGE EXISTING TRAFFIC SIGNAL CONTROLLER.
- RELOCATE EXISTING BBS CABINET AND BBS EQUIPMENT TO PROPOSED TYPE "P44" CABINET.
- FURNISH AND INSTALL NEMA TYPE P44 TS1 CONTROLLER CABINET ASSEMBLY WITH 12" RISER ON EXISTING FOUNDATION.
- INSTALL CITY-FURNISHED MODEL 980 ATC CONTROLLER WITH v76 FIRMWARE AND ALL ANCILLARY EQUIPMENT IN PROPOSED CABINET.

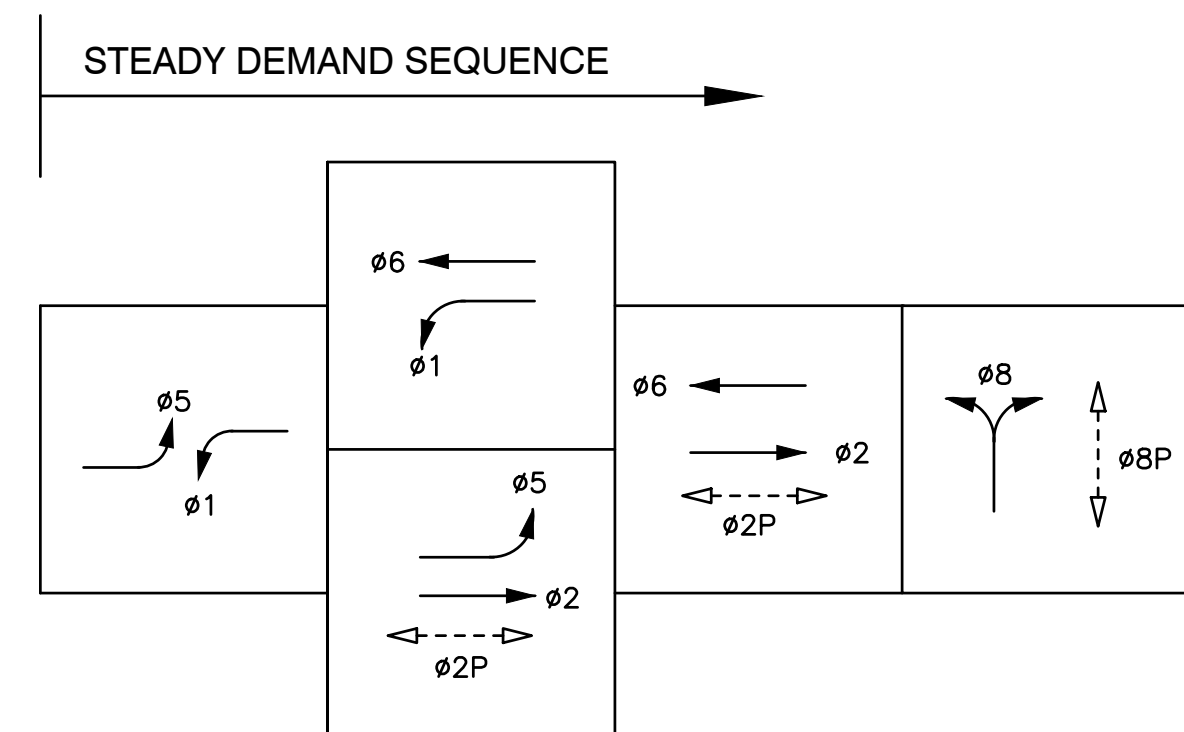


ACCEPTED FOR USE:	RICHARD ARBONO City Engineer	DATE:	DATE:
<p>TRAFFIC SIGNAL MODIFICATION RAILROAD AVENUE AND YOSEMITE DRIVE RAILROAD AVENUE AND MARIPOSA DR/ALTURAS AVE</p>			
<p>CONTRACT 2019-01 HSIPL-5127-(037) PROJECT #2227, TRAFFIC SIGNAL IMPROVEMENTS</p>			
BY:	AD	DATE:	10/14/2021
DESCRIPTION:	AD	DATE:	10/14/2021
REV:	AD	DATE:	10/14/2021
DATE:	10/14/21	TIME PLOTTED:	10:22 AM
SHEET NO.	12	OF	23
DWG. NO.	TS-9		

FILE: J:\jurisdiction\pittsburg\057-063 signal hardware upgrades citywide\ACAD\Final\TS-9 100% - TS-9.dwg



RAILROAD AVE AND ATLANTIC AVE



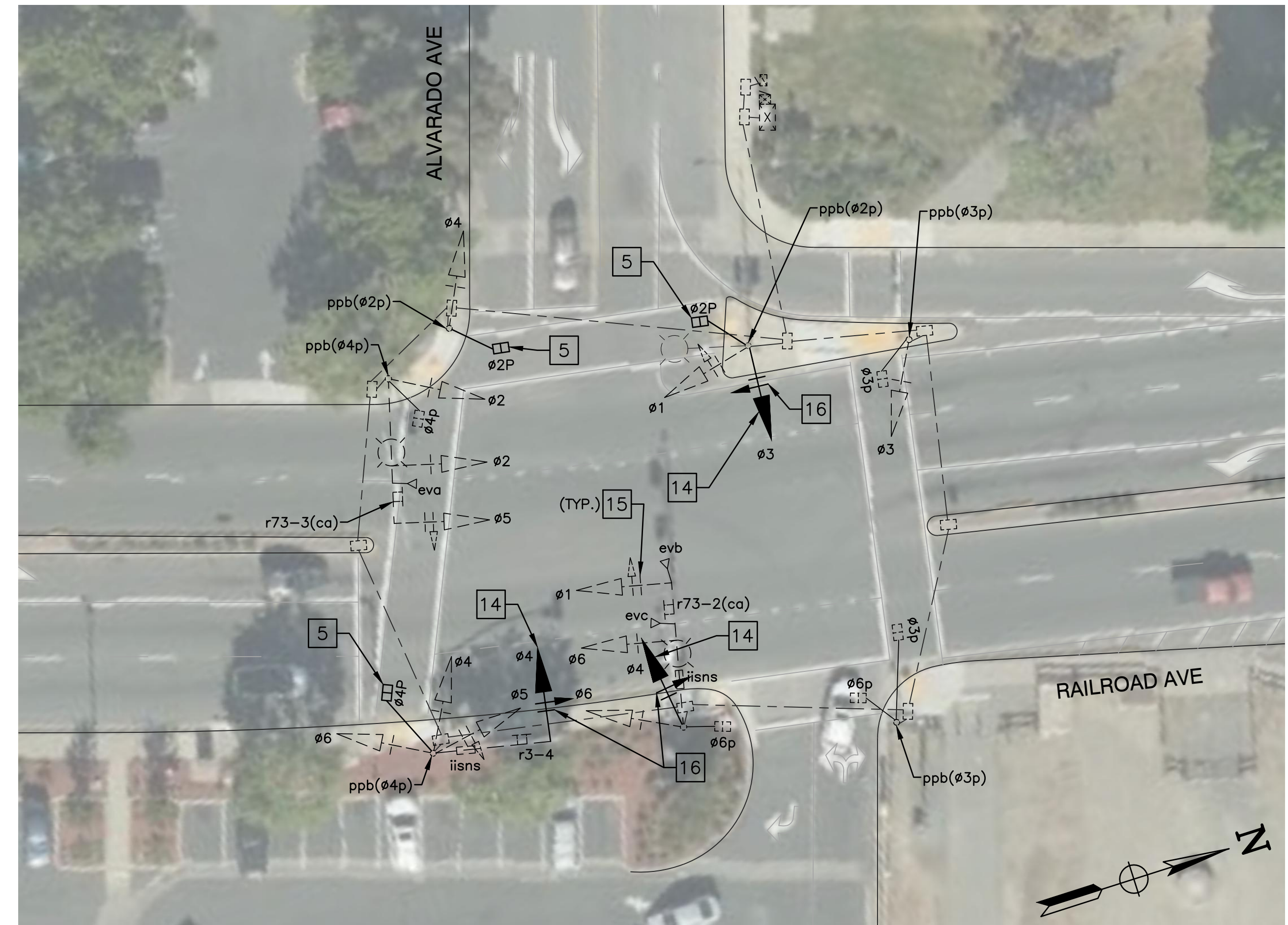
EXISTING PHASE DIAGRAM

EMERGENCY VEHICLE PREEMPT (EVP)

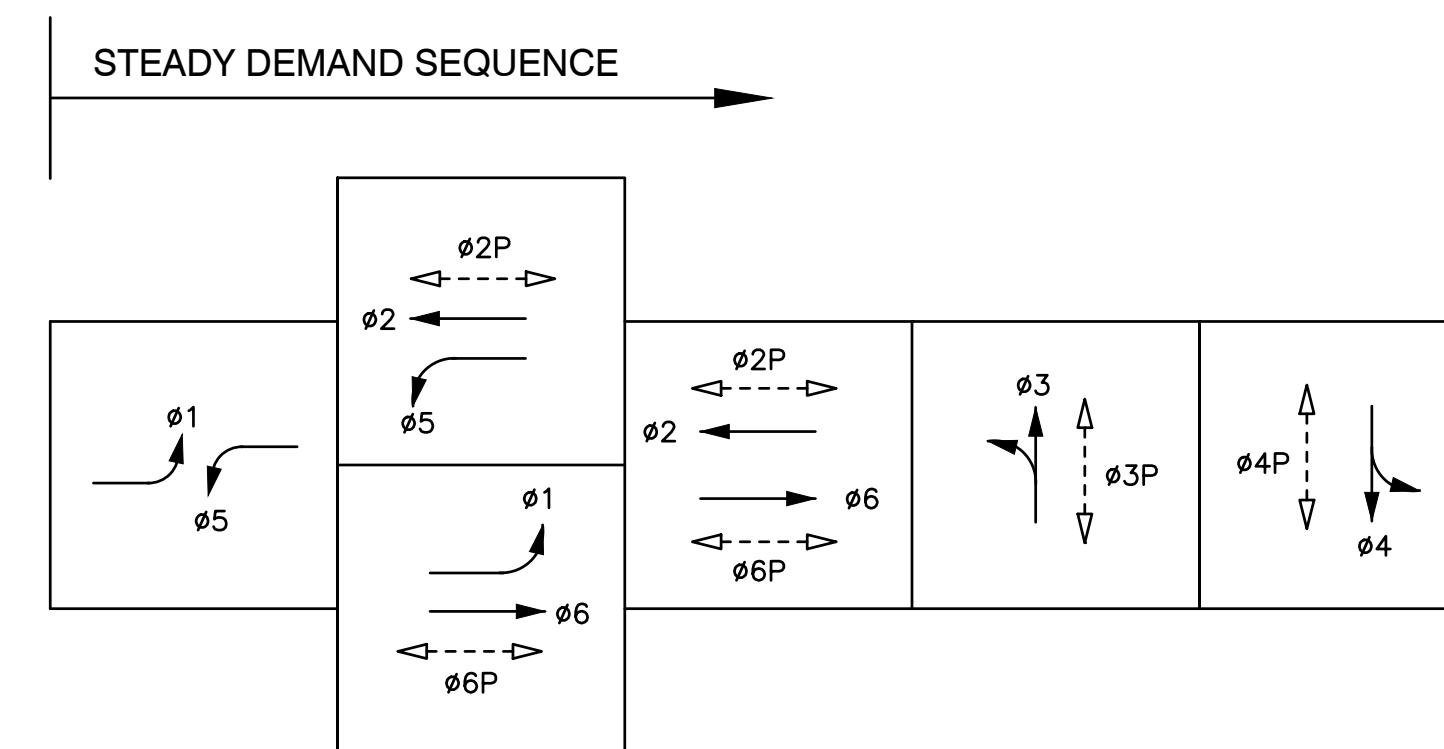
CHANNEL A = 1 + 3
CHANNEL B = 2 + 4
CHANNEL C = 1 + 2
CHANNEL D = 3 + 4

PROJECT NOTES:

- 1 EXISTING TYPE P CABINET ASSEMBLY TO BE REMOVED AND BECOME PROPERTY OF THE CONTRACTOR. PROTECT EXISTING FOUNDATION IN PLACE. SEE GENERAL NOTES FOR EQUIPMENT TO RELOCATE TO NEW P44 CABINET.
- 3 REMOVE AND SALVAGE EXISTING TRAFFIC SIGNAL CONTROLLER.
- 4 REMOVE AND SALVAGE EXISTING BATTERY BACK-UP SYSTEM (BBS) AND CABINET.
- 6 EXISTING 8" SIGNAL HEAD, BACKPLATE, AND MOUNTING FRAMEWORK TO BE REMOVED AND BECOME PROPERTY OF THE CONTRACTOR. FURNISH AND INSTALL NEW 12" SIGNAL HEAD, BACKPLATE, AND MOUNTING FRAMEWORK IN PLACE.
- 7 RELOCATE EXISTING TYPE II SERVICE CABINET TO PROPOSED TYPE "P44" CABINET.
- 9 FURNISH AND INSTALL NEMA TYPE P44 TS1 CONTROLLER CABINET ASSEMBLY WITH 12" RISER ON EXISTING FOUNDATION.
- 10 INSTALL CITY-FURNISHED MODEL 980 ATC CONTROLLER WITH v76 FIRMWARE AND ALL ANCILLARY EQUIPMENT IN PROPOSED CABINET.
- 12 FURNISH AND INSTALL BATTERY BACK-UP SYSTEM AND CABINET ON SIDE OF PROPOSED TYPE P44 CABINET.



RAILROAD AVE AND ALVARADO AVE




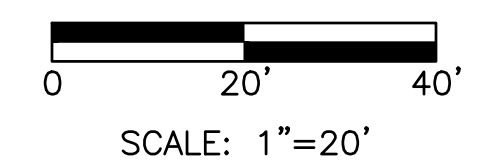
EXISTING PHASE DIAGRAM

EMERGENCY VEHICLE PREEMPT (EVP)

CHANNEL A = 1 + 2
CHANNEL B = 3 + 4
CHANNEL C = 1 + 3

PROJECT NOTES:

- 5 REMOVE AND SALVAGE EXISTING PEDESTRIAN SIGNAL MODULE. FURNISH AND INSTALL NEW COUNTDOWN PEDESTRIAN SIGNAL MODULE ON EXISTING HEAD AND MOUNTING.
- 14 REMOVE AND SALVAGE EXISTING 3-SECTION SIGNAL HEAD, BACKPLATE, AND MOUNTING FRAMEWORK, AND REPLACE WITH NEW 12" 4-SECTION SIGNAL HEAD, BACKPLATE, AND MOUNTING FRAMEWORK.
- 15 REMOVE AND BECOME PROPERTY OF THE CONTRACTOR THE EXISTING BACKPLATE AND FURNISH AND INSTALL YELLOW RETROREFLECTIVE BORDER SIGNAL BACKPLATE ON SIGNAL HEAD.
- 16 FURNISH AND INSTALL YELLOW RETROREFLECTIVE BORDER SIGNAL BACKPLATE ON PROPOSED 12" SIGNAL HEAD.



PREPARED UNDER THE DIRECTION OF:
RUTA JARIWALA
DATE:

ACCEPTED FOR USE:
RICHARD ARBONO
City Engineer
Date:

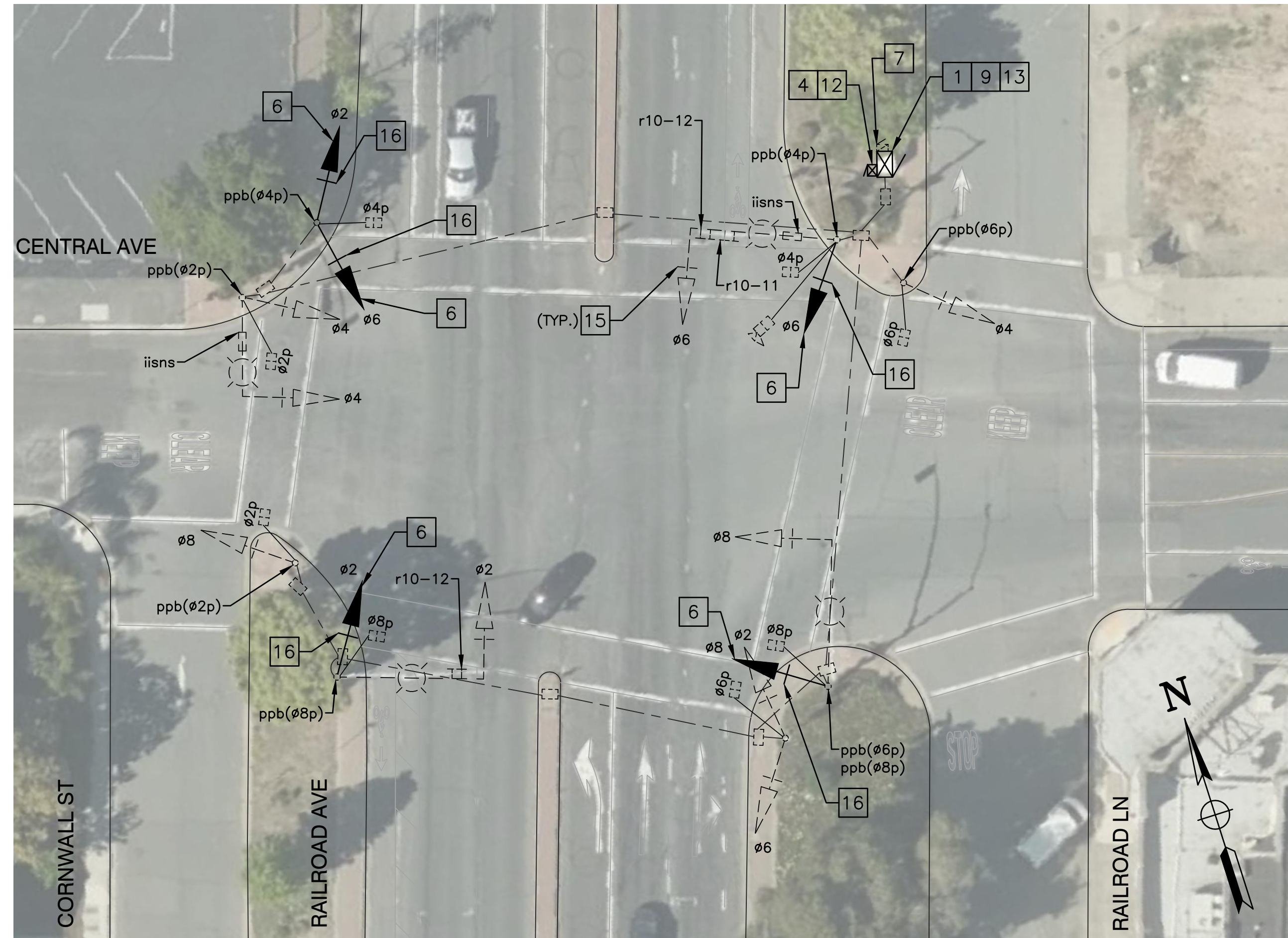


**TRAFFIC SIGNAL MODIFICATION
RAILROAD AVENUE AND ATLANTIC AVENUE
RAILROAD AVENUE AND ALVARADO AVENUE**
CONTRACT 2019-01
HSJPL-5127-(037)
PROJECT #2227, TRAFFIC SIGNAL IMPROVEMENTS

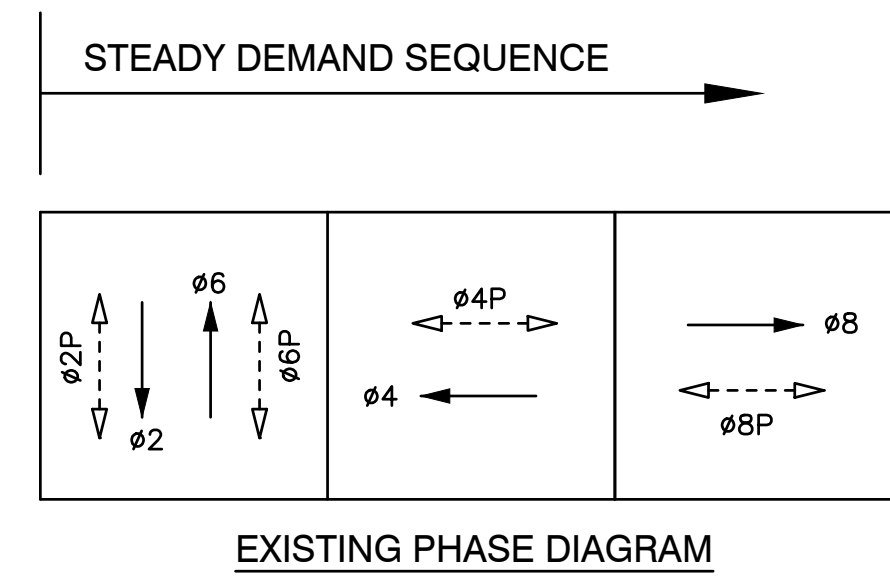
BY:	AD
CHECKED:	RP
REVIEWED:	AP
DATE:	09/14/2021
SCALE:	AS SHOWN

DATE	REV	DESCRIPTION
		SHEET NO. 13 OF 23
		DWG. NO. TS-10





CENTRAL AVE AND RAILROAD AVE

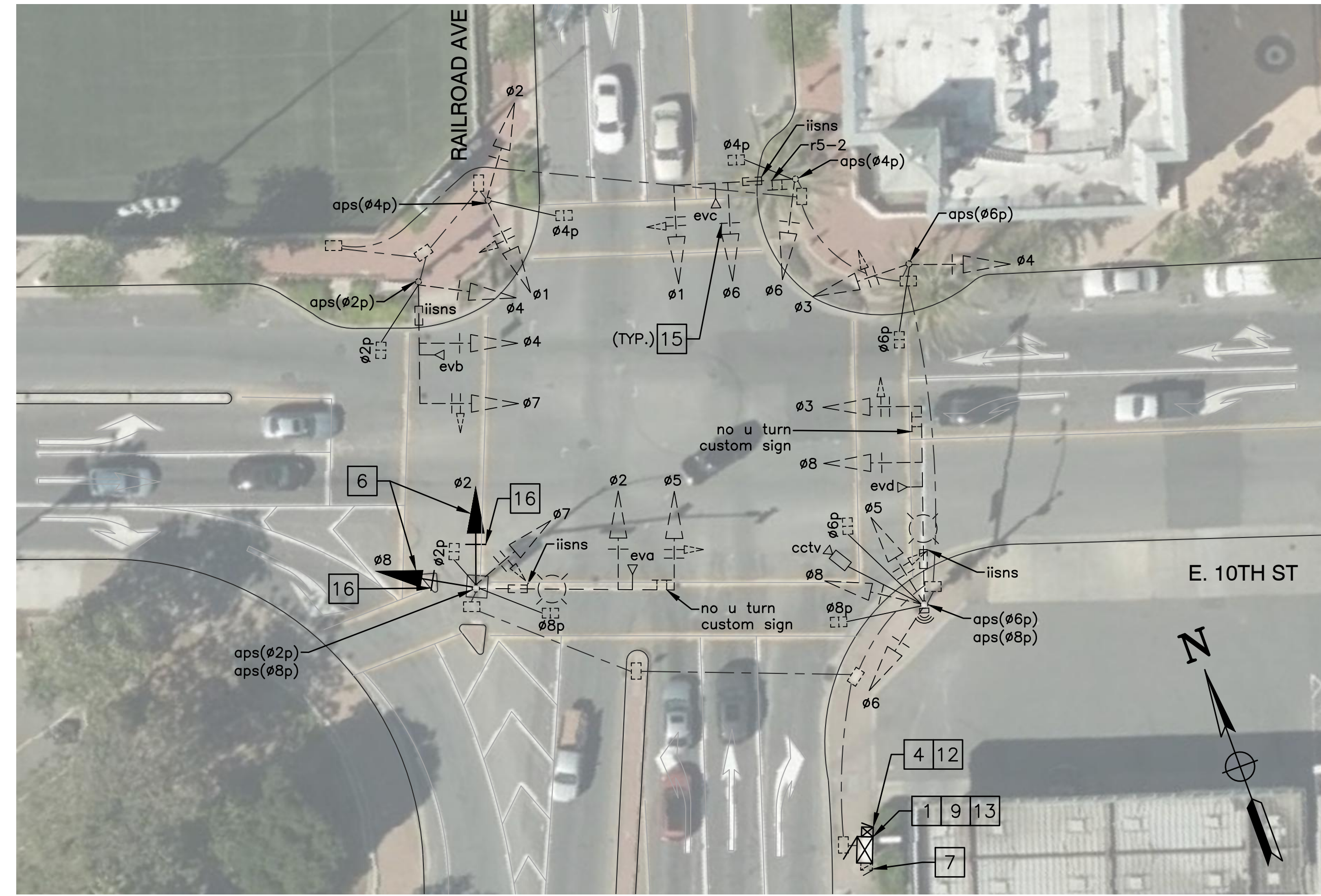


PROJECT NOTES:

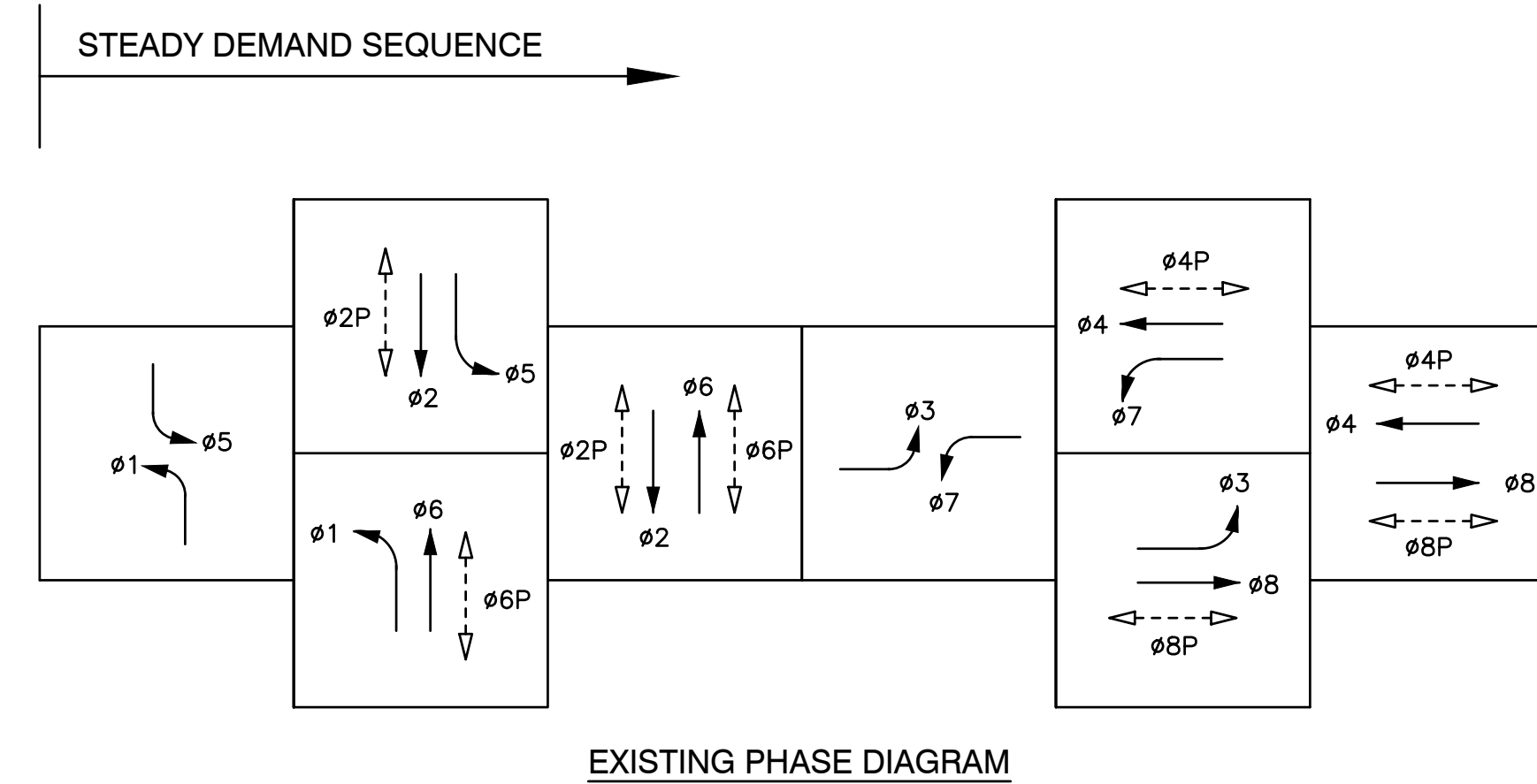
- 1 EXISTING TYPE P CABINET ASSEMBLY TO BE REMOVED AND BECOME PROPERTY OF THE CONTRACTOR. PROTECT EXISTING FOUNDATION IN PLACE. SEE GENERAL NOTES FOR EQUIPMENT TO RELOCATE TO NEW P44 CABINET.
- 4 REMOVE AND SALVAGE EXISTING BATTERY BACK-UP SYSTEM (BBS) AND CABINET.
- 6 EXISTING 8" SIGNAL HEAD, BACKPLATE, AND MOUNTING FRAMEWORK TO BE REMOVED AND BECOME PROPERTY OF THE CONTRACTOR. FURNISH AND INSTALL NEW 12" SIGNAL HEAD, BACKPLATE, AND MOUNTING FRAMEWORK IN PLACE.
- 7 RELOCATE EXISTING TYPE II SERVICE CABINET TO PROPOSED TYPE "P44" CABINET.
- 9 FURNISH AND INSTALL NEMA TYPE P44 TS1 CONTROLLER CABINET ASSEMBLY WITH 12" RISER ON EXISTING FOUNDATION.
- 12 FURNISH AND INSTALL BATTERY BACK-UP SYSTEM AND CABINET ON SIDE OF PROPOSED TYPE P44 CABINET.
- 13 RELOCATE EXISTING NAZTEC SERIES 900 TS2 CONTROLLER TO NEW TYPE P44 CABINET.

PROJECT NOTES (BID ALTERNATE 1):

- 15 REMOVE AND BECOME PROPERTY OF THE CONTRACTOR THE EXISTING BACKPLATE AND FURNISH AND INSTALL YELLOW RETROREFLECTIVE BORDER SIGNAL BACKPLATE ON SIGNAL HEAD.
- 16 FURNISH AND INSTALL YELLOW RETROREFLECTIVE BORDER SIGNAL BACKPLATE ON PROPOSED 12" SIGNAL HEAD.



E. 10TH ST AND RAILROAD AVE



EMERGENCY VEHICLE PREEMPT (EVP)

- CHANNEL A = ø2 + ø5
- CHANNEL B = ø4 + ø7
- CHANNEL C = ø6 + ø1
- CHANNEL D = ø8 + ø3

PROJECT NOTES:

- 1 EXISTING TYPE P CABINET ASSEMBLY TO BE REMOVED AND BECOME PROPERTY OF THE CONTRACTOR. PROTECT EXISTING FOUNDATION IN PLACE. SEE GENERAL NOTES FOR EQUIPMENT TO RELOCATE TO NEW P44 CABINET.
- 4 REMOVE AND SALVAGE EXISTING BATTERY BACK-UP SYSTEM (BBS) AND CABINET.
- 6 EXISTING 8" SIGNAL HEAD, BACKPLATE, AND MOUNTING FRAMEWORK TO BE REMOVED AND BECOME PROPERTY OF THE CONTRACTOR. FURNISH AND INSTALL NEW 12" SIGNAL HEAD, BACKPLATE, AND MOUNTING FRAMEWORK IN PLACE.
- 7 RELOCATE EXISTING TYPE II SERVICE CABINET TO PROPOSED TYPE "P44" CABINET.
- 9 FURNISH AND INSTALL NEMA TYPE P44 TS1 CONTROLLER CABINET ASSEMBLY WITH 12" RISER ON EXISTING FOUNDATION.
- 12 FURNISH AND INSTALL BATTERY BACK-UP SYSTEM AND CABINET ON SIDE OF PROPOSED TYPE P44 CABINET.
- 13 RELOCATE EXISTING NAZTEC SERIES 900 TS2 CONTROLLER TO NEW TYPE P44 CABINET.

PROJECT NOTES (BID ALTERNATE 1):

- 15 REMOVE AND BECOME PROPERTY OF THE CONTRACTOR THE EXISTING BACKPLATE AND FURNISH AND INSTALL YELLOW RETROREFLECTIVE BORDER SIGNAL BACKPLATE ON SIGNAL HEAD.
- 16 FURNISH AND INSTALL YELLOW RETROREFLECTIVE BORDER SIGNAL BACKPLATE ON PROPOSED 12" SIGNAL HEAD.



PREPARED UNDER THE DIRECTION OF: _____ DATE: _____
 ACCEPTED FOR USE: _____
 RICHARD ARONOFF
 City Engineer

City of Pittsburg

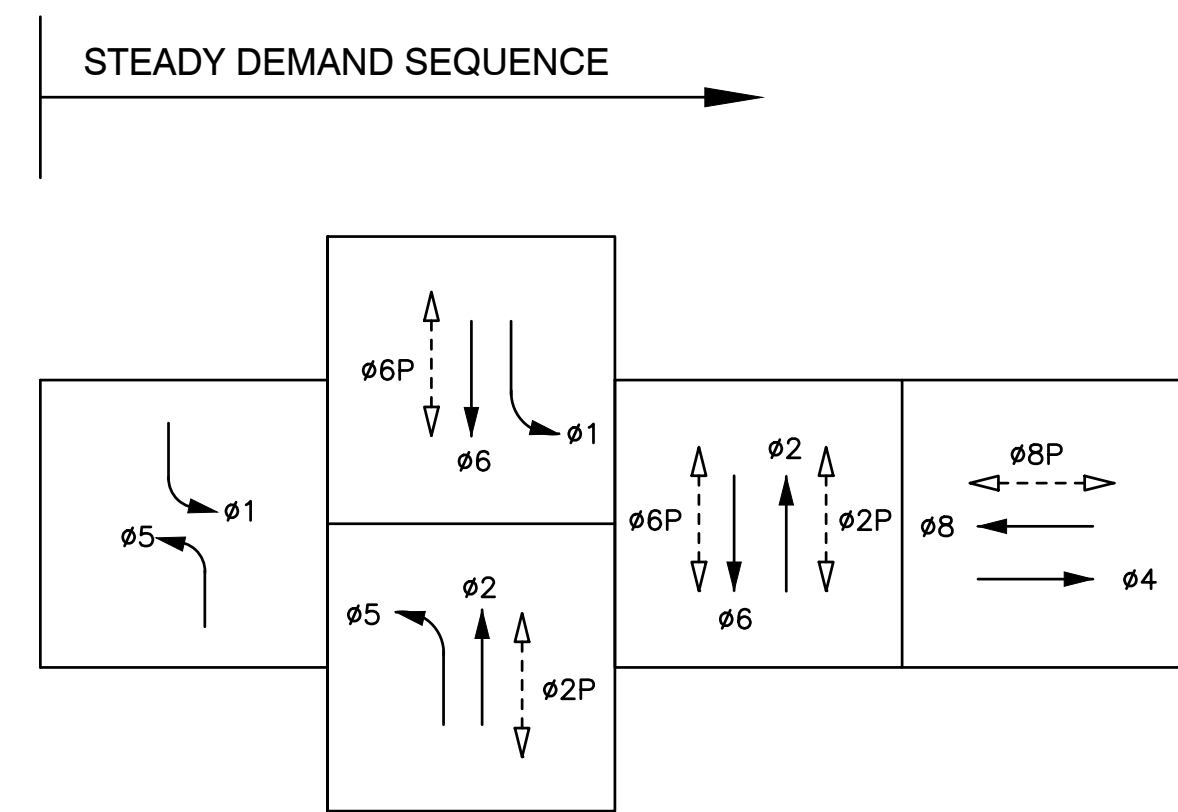
TRAFFIC SIGNAL MODIFICATION
CENTRAL AVENUE AND RAILROAD AVENUE
E. 10TH ST AND RAILROAD AVE
 CONTRACT 2019-01
 HSJPL-5127-(037)
 PROJECT #2227, TRAFFIC SIGNAL IMPROVEMENTS
 FILE: J:\JURISDICTION\Pittsburg\Pittsburg Upgrades Citywide\ACAD\Final\TS-11 100% - TS-11.dwg

BY	DESCRIPTION	DATE
AD	DRAWN	09/14/2021
RP	CHECKED	
AP	REVIEWED	
AS	SCALE	

DATE & TIME PLOTTED: 9/14/21 10:23 AM
 SHEET NO. 14 OF 23
 DWG. NO. TS-11



HARBOR ST AND BLISS AVE



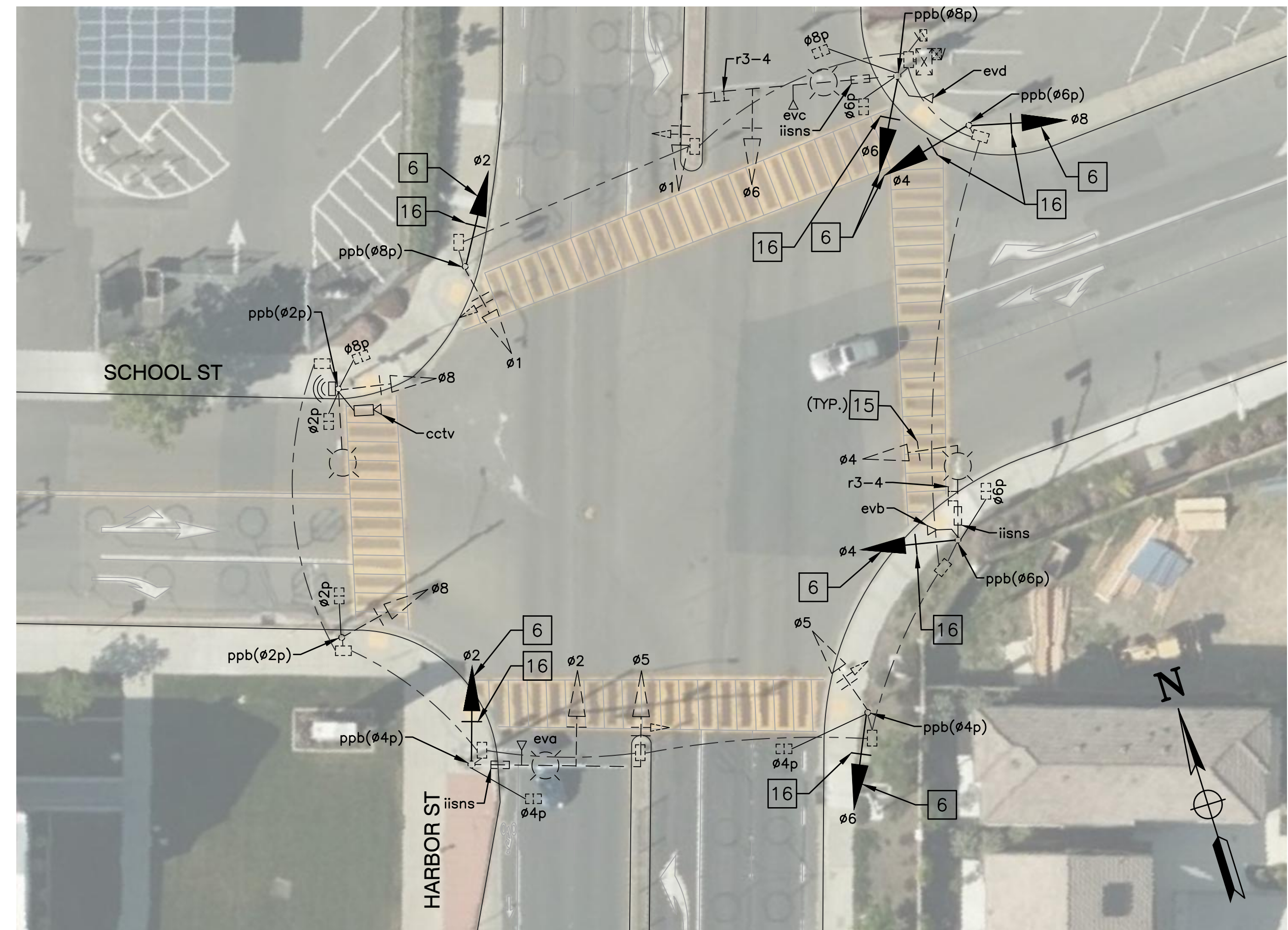
EXISTING PHASE DIAGRAM

EMERGENCY VEHICLE PREEMPT (EVP)

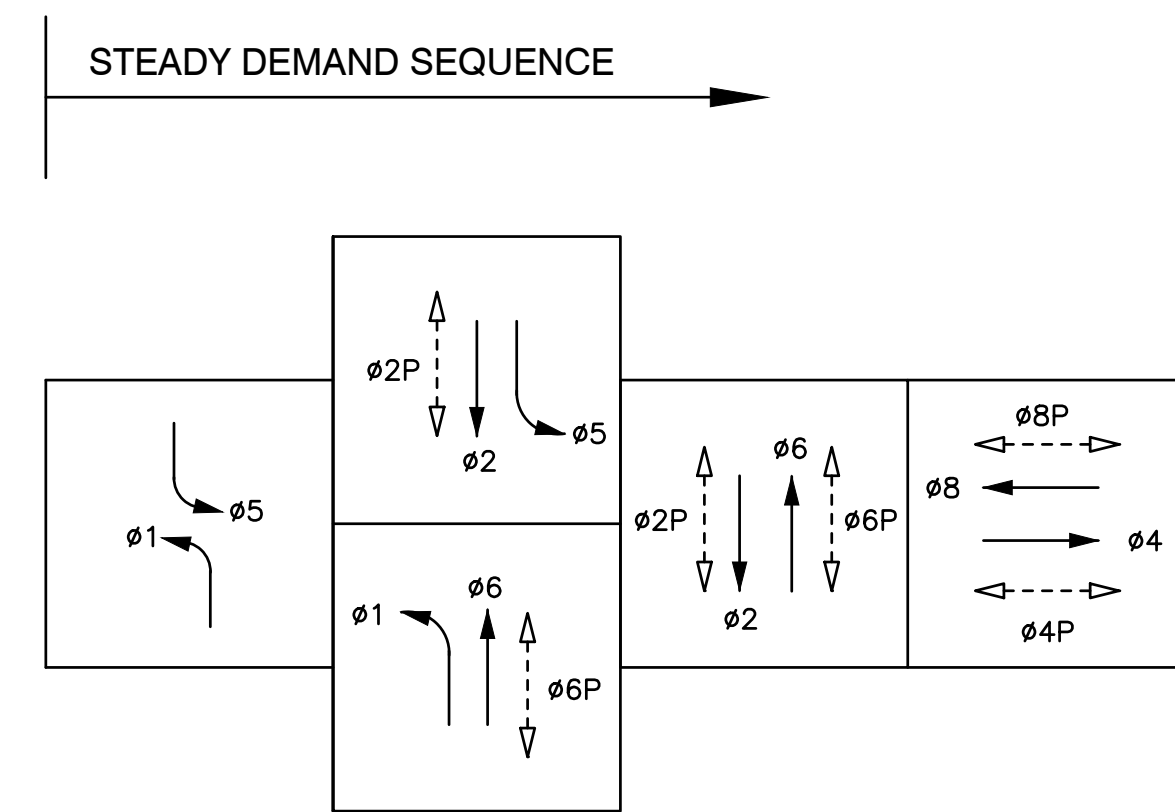
CHANNEL A = ø2 + ø5
 CHANNEL B = ø4
 CHANNEL C = ø6 + ø1
 CHANNEL D = ø8

PROJECT NOTES:

- 5 REMOVE AND SALVAGE EXISTING PEDESTRIAN SIGNAL MODULE. FURNISH AND INSTALL NEW COUNTDOWN PEDESTRIAN SIGNAL MODULE ON EXISTING HEAD AND MOUNTING.



HARBOR ST AND SCHOOL ST



EXISTING PHASE DIAGRAM

EMERGENCY VEHICLE PREEMPT (EVP)

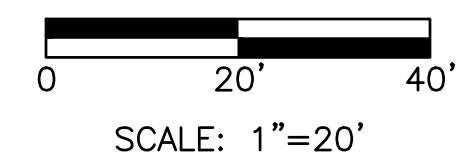
CHANNEL A = ø2 + ø5
 CHANNEL B = ø4
 CHANNEL C = ø6 + ø1
 CHANNEL D = ø8



PROJECT NOTES:

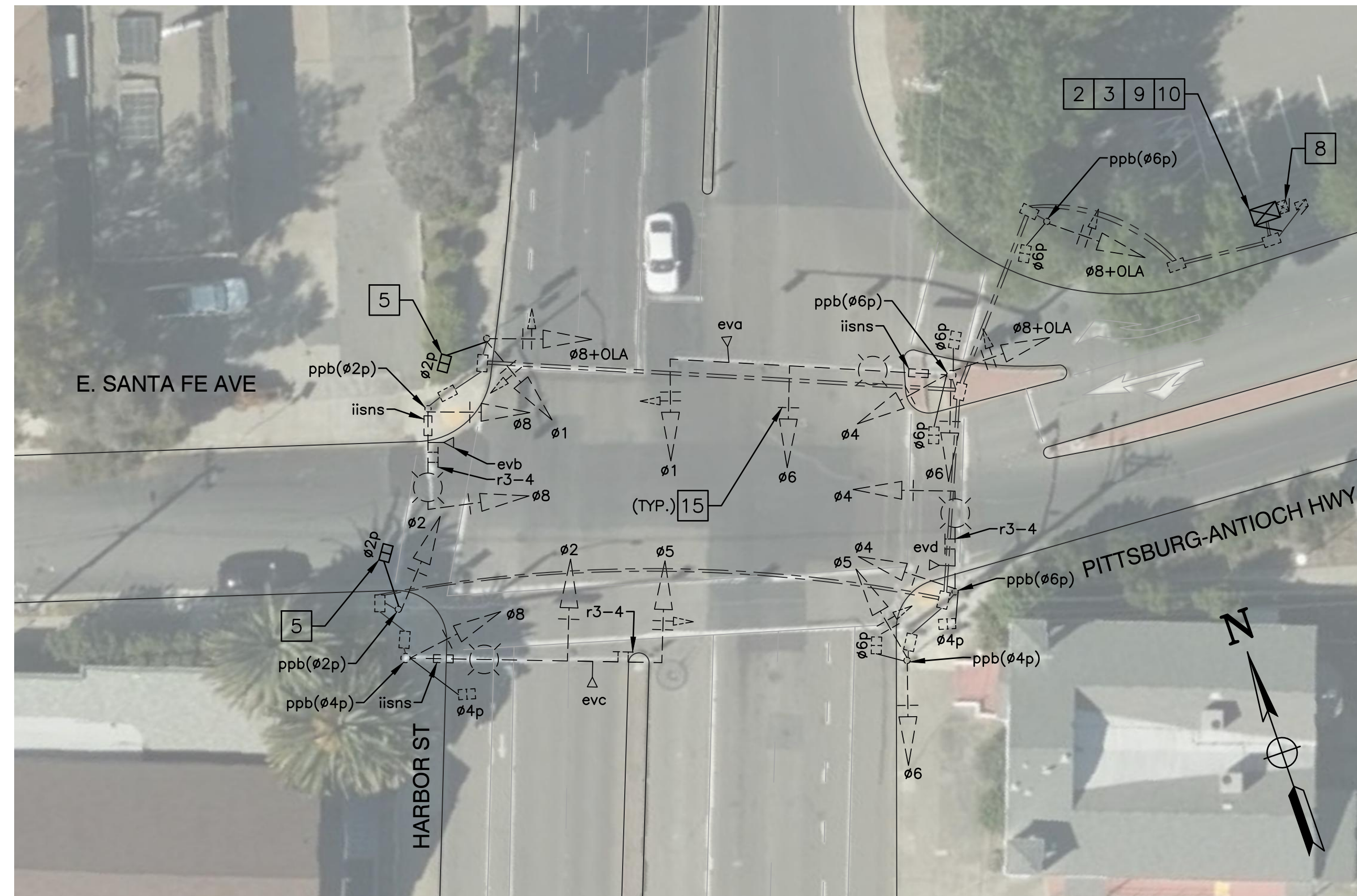
- 6 EXISTING 8" SIGNAL HEAD, BACKPLATE, AND MOUNTING FRAMEWORK TO BE REMOVED AND BECOME PROPERTY OF THE CONTRACTOR. FURNISH AND INSTALL NEW 12" SIGNAL HEAD, BACKPLATE, AND MOUNTING FRAMEWORK IN PLACE.

PROJECT NOTES (BID ALTERNATE 1):

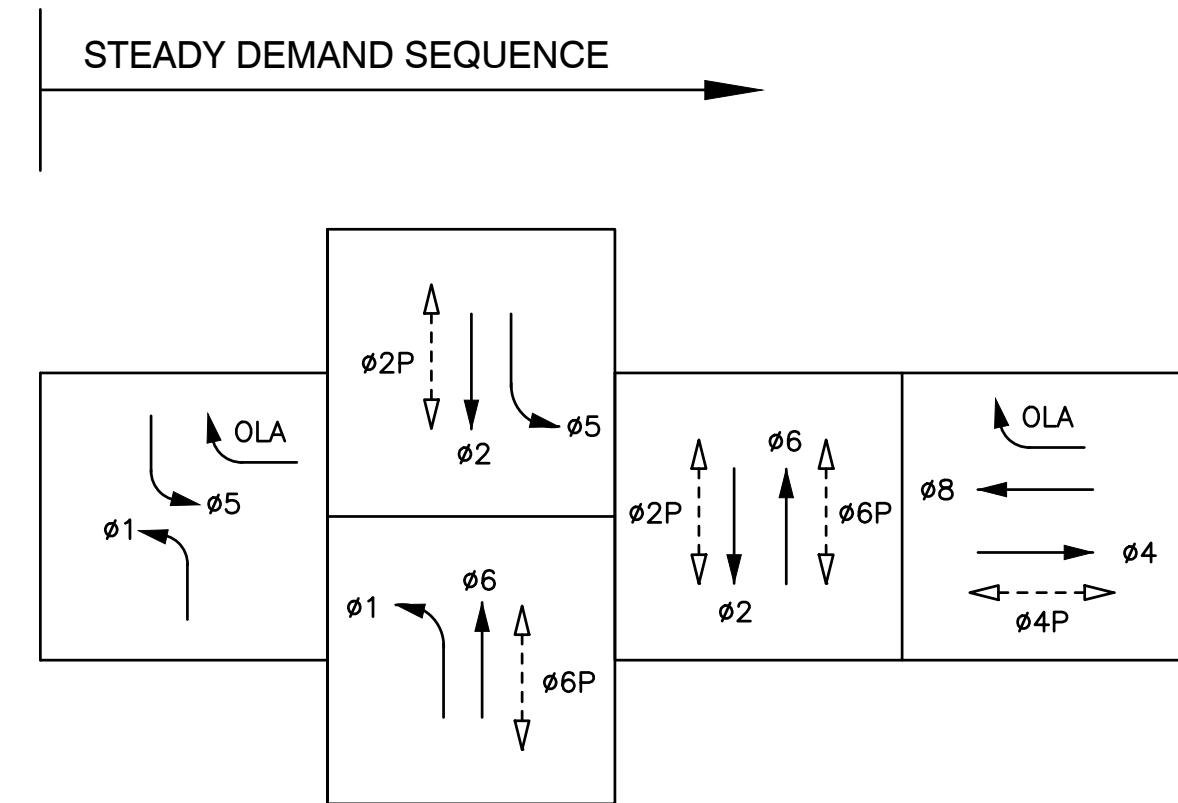
- 15 REMOVE AND BECOME PROPERTY OF THE CONTRACTOR THE EXISTING BACKPLATE AND FURNISH AND INSTALL YELLOW RETROREFLECTIVE BORDER SIGNAL BACKPLATE ON SIGNAL HEAD.
- 16 FURNISH AND INSTALL YELLOW RETROREFLECTIVE BORDER SIGNAL BACKPLATE ON PROPOSED 12" SIGNAL HEAD.



	PREPARED UNDER THE DIRECTION OF: _____ DATE: _____
	ACCEPTED FOR USE: RICHARD ARBONIO City Engineer Date: _____
TRAFFIC SIGNAL MODIFICATION HARBOR STREET AND BLISS AVENUE HARBOR STREET AND SCHOOL ST CONTRACT 2019-01 HSJPL-5127-(037) PROJECT #2227, TRAFFIC SIGNAL IMPROVEMENTS FILE: J:\jurisdiction\pittsburg\057-063 signal hardware upgrades citywide\ACAD\Final\TS-12 100% - TS-12.dwg	
DRAWN: AD CHECKED: RP REVIEWED: AP DATE: 09/14/2021 SCALE: AS SHOWN	BY: _____ DESCRIPTION: _____ REV: _____ DATE: _____
SHEET NO. 15 OF 23 DWG. NO. TS-12	
DATE & TIME PLOTTED: 9/14/21 10:23 AM	



HARBOR ST AND E. SANTA FE AVE/PITTSBURG-ANTIOCH HWY



EXISTING PHASE DIAGRAM

EMERGENCY VEHICLE PREEMPT (EVP)

CHANNEL A = ø2 + ø5
 CHANNEL B = ø4
 CHANNEL C = ø6 + ø1
 CHANNEL D = ø8

PROJECT NOTES:

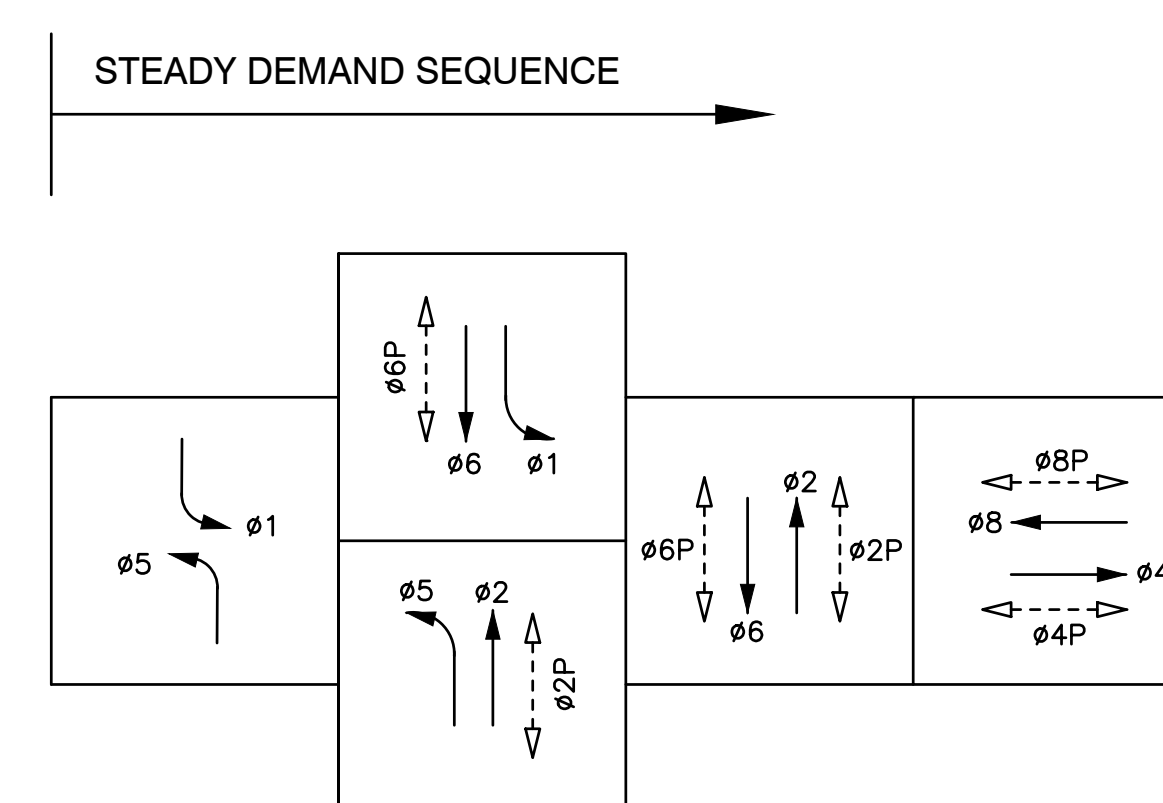
- 2 REMOVE AND SALVAGE EXISTING TYPE P44 CONTROLLER CABINET. PROTECT EXISTING FOUNDATION IN PLACE. SEE GENERAL NOTES FOR EQUIPMENT TO RELOCATE TO NEW P44 CABINET.
- 3 REMOVE AND SALVAGE EXISTING TRAFFIC SIGNAL CONTROLLER.
- 5 REMOVE AND SALVAGE EXISTING PEDESTRIAN SIGNAL MODULE. FURNISH AND INSTALL NEW COUNTDOWN PEDESTRIAN SIGNAL MODULE ON EXISTING HEAD AND MOUNTING.
- 8 RELOCATE EXISTING BBS CABINET AND BBS EQUIPMENT TO PROPOSED TYPE "P44" CABINET.
- 9 FURNISH AND INSTALL NEMA TYPE P44 TS1 CONTROLLER CABINET ASSEMBLY WITH 12" RISER ON EXISTING FOUNDATION.
- 10 INSTALL CITY-FURNISHED MODEL 980 ATC CONTROLLER WITH v76 FIRMWARE AND ALL ANCILLARY EQUIPMENT IN PROPOSED CABINET.

PROJECT NOTES (BID ALTERNATE 1):

- 15 REMOVE AND BECOME PROPERTY OF THE CONTRACTOR THE EXISTING BACKPLATE AND FURNISH AND INSTALL YELLOW RETROREFLECTIVE BORDER SIGNAL BACKPLATE ON SIGNAL HEAD.



LOVERIDGE RD AND VENTURA DR



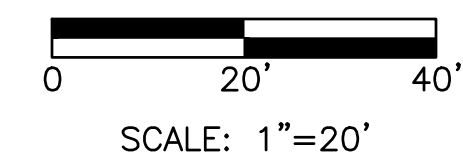
EXISTING PHASE DIAGRAM

EMERGENCY VEHICLE PREEMPT (EVP)

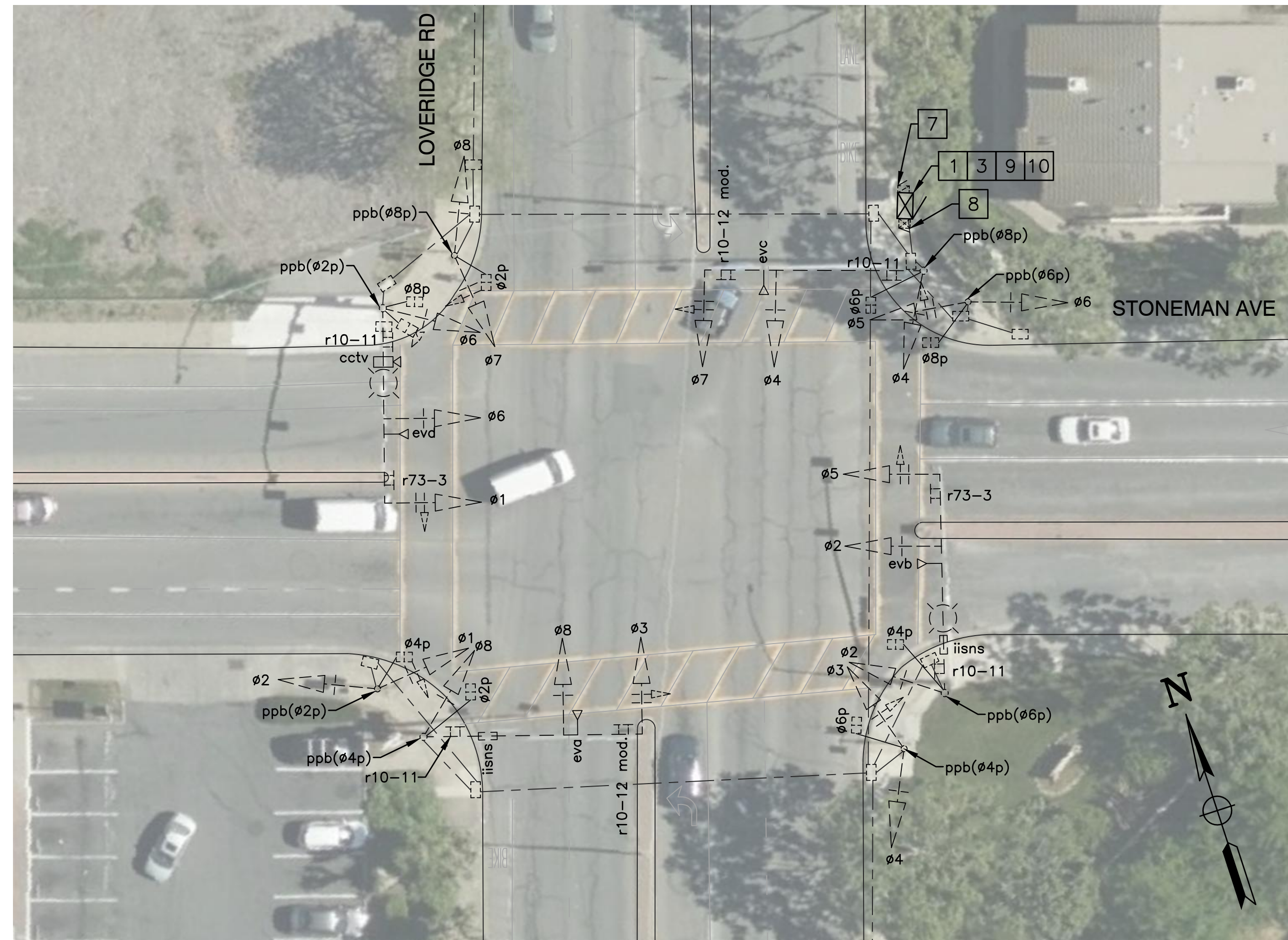
CHANNEL A = ø2 + ø5
 CHANNEL B = ø4
 CHANNEL C = ø6 + ø1
 CHANNEL D = ø8

PROJECT NOTES:

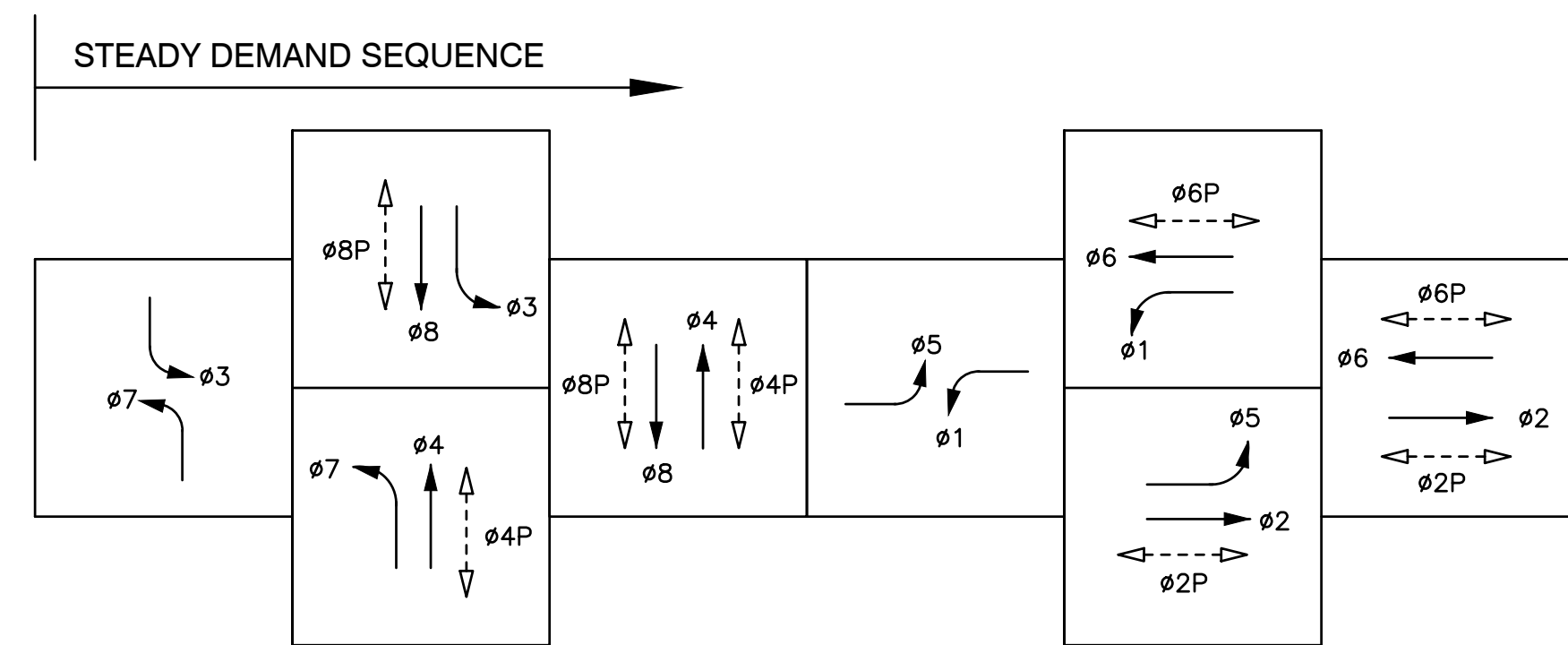
- 2 REMOVE AND SALVAGE EXISTING TYPE P44 CONTROLLER CABINET. PROTECT EXISTING FOUNDATION IN PLACE. SEE GENERAL NOTES FOR EQUIPMENT TO RELOCATE TO NEW P44 CABINET.
- 3 REMOVE AND SALVAGE EXISTING TRAFFIC SIGNAL CONTROLLER.
- 4 REMOVE AND SALVAGE EXISTING BATTERY BACK-UP SYSTEM (BBS) AND CABINET.
- 9 FURNISH AND INSTALL NEMA TYPE P44 TS1 CONTROLLER CABINET ASSEMBLY WITH 12" RISER ON EXISTING FOUNDATION.
- 10 INSTALL CITY-FURNISHED MODEL 980 ATC CONTROLLER WITH v76 FIRMWARE AND ALL ANCILLARY EQUIPMENT IN PROPOSED CABINET.
- 12 FURNISH AND INSTALL BATTERY BACK-UP SYSTEM AND CABINET ON SIDE OF PROPOSED TYPE P44 CABINET.



	PREPARED UNDER THE DIRECTION OF: RUTA JARIWALA DATE: _____	ACCEPTED FOR USE: RICHARD ARBONO City Engineer DATE: _____	City of Pittsburg
TRAFFIC SIGNAL MODIFICATION HARBOR STREET AND E. SANTA FE AVENUE LOVERIDGE ROAD AND VENTURA DRIVE			
CONTRACT 2019-01 HSJPL-5127-(037) PROJECT #2227, TRAFFIC SIGNAL IMPROVEMENTS			
DRAWN: AD CHECKED: RP REVIEWED: AP DATE: 09/14/2021 SCALE: AS SHOWN	BY: _____ DESCRIPTION: _____ DATE: _____ REV: _____	FILE: J:\JURISDICTION\VP\Pittsburg\057-063 Signal Hardware Upgrades Citywide\ACAD\Final\TS-13 100% - TS-13.dwg	DATE & TIME PLOTTED: 9/14/21 10:23 AM
SHEET NO. 16 OF 23 DWG. NO. TS-13			



LOVERIDGE RD AND STONEMAN AVE




EXISTING PHASE DIAGRAM

EMERGENCY VEHICLE PREEMPT (EVP)

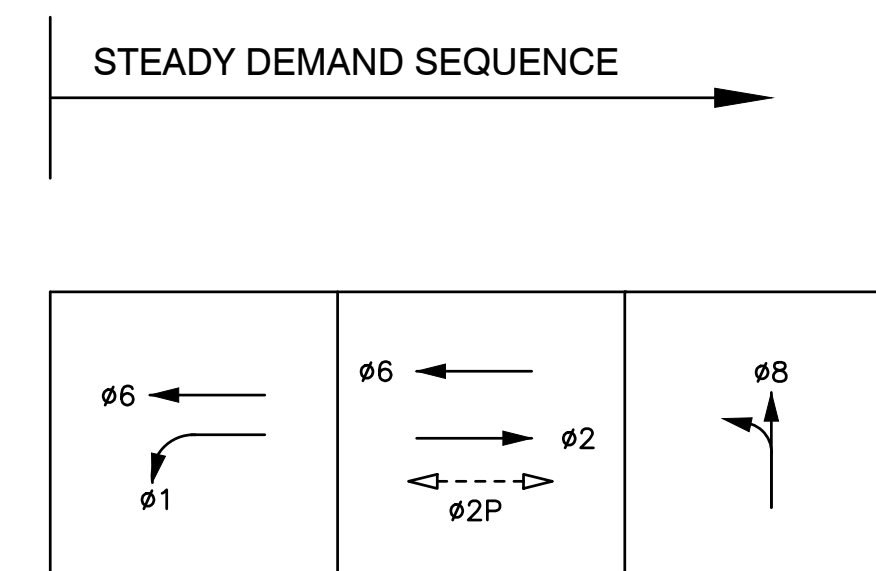
- CHANNEL A = 02 + 05
- CHANNEL B = 04 + 07
- CHANNEL C = 06 + 01
- CHANNEL D = 08 + 03

PROJECT NOTES:

- 1 EXISTING TYPE P CABINET ASSEMBLY TO BE REMOVED AND BECOME PROPERTY OF THE CONTRACTOR. PROTECT EXISTING FOUNDATION IN PLACE. SEE GENERAL NOTES FOR EQUIPMENT TO RELOCATE TO NEW P44 CABINET.
- 3 REMOVE AND SALVAGE EXISTING TRAFFIC SIGNAL CONTROLLER.
- 7 RELOCATE EXISTING TYPE II SERVICE CABINET TO PROPOSED TYPE "P" CABINET.
- 8 RELOCATE EXISTING BBS CABINET AND BBS EQUIPMENT TO PROPOSED TYPE "P44" CABINET.
- 9 FURNISH AND INSTALL NEMA TYPE P44 TS1 CONTROLLER CABINET ASSEMBLY WITH 12" RISER ON EXISTING FOUNDATION.
- 10 INSTALL CITY-FURNISHED MODEL 980 ATC CONTROLLER WITH v76 FIRMWARE AND ALL ANCILLARY EQUIPMENT IN PROPOSED CABINET.



LOVERIDGE RD AND E. CALIFORNIA AVE




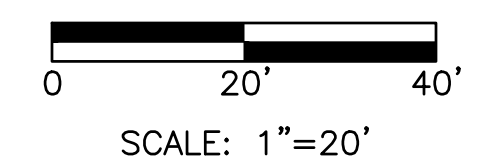
EXISTING PHASE DIAGRAM

EMERGENCY VEHICLE PREEMPT (EVP)

- CHANNEL A = 02
- CHANNEL C = 06 + 01
- CHANNEL D = 08

PROJECT NOTES:

- 5 REMOVE AND SALVAGE EXISTING PEDESTRIAN SIGNAL MODULE. FURNISH AND INSTALL NEW COUNTDOWN PEDESTRIAN SIGNAL MODULE ON EXISTING HEAD AND MOUNTING.



PREPARED UNDER THE DIRECTION OF:
 RUTA JARIWALA
 DATE:

ACCEPTED FOR USE:
 RICHARD ARONIO
 City Engineer
 Date:



City of Pittsburg

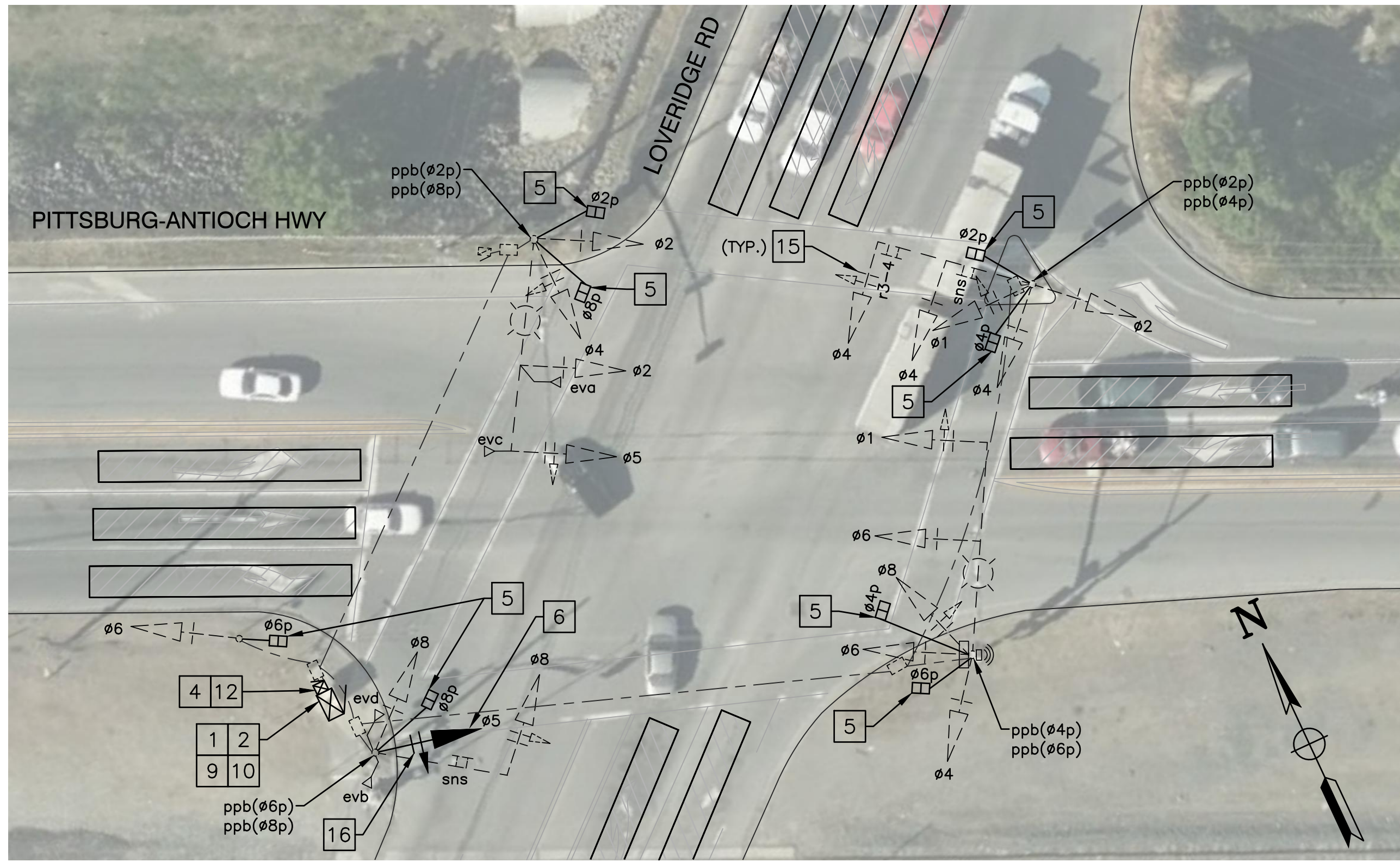
TRAFFIC SIGNAL MODIFICATION
 LOVERIDGE ROAD AND STONEMAN AVENUE
 LOVERIDGE ROAD AND CALIFORNIA AVE
 CONTRACT 2019-01
 HSIPL-5127-(037)
 PROJECT #2227, TRAFFIC SIGNAL IMPROVEMENTS
 FILE: J:\JURISDICTION\P\Pittsburg\057-063 Signal Hardware Upgrades\Citywide\ACAD\Final\TS-14 100% - TS-14.dwg

BY:	AD
CHECKED:	RP
REVIEWED:	AP
DATE:	09/14/2021
SCALE:	AS SHOWN

DATE	REV	DESCRIPTION

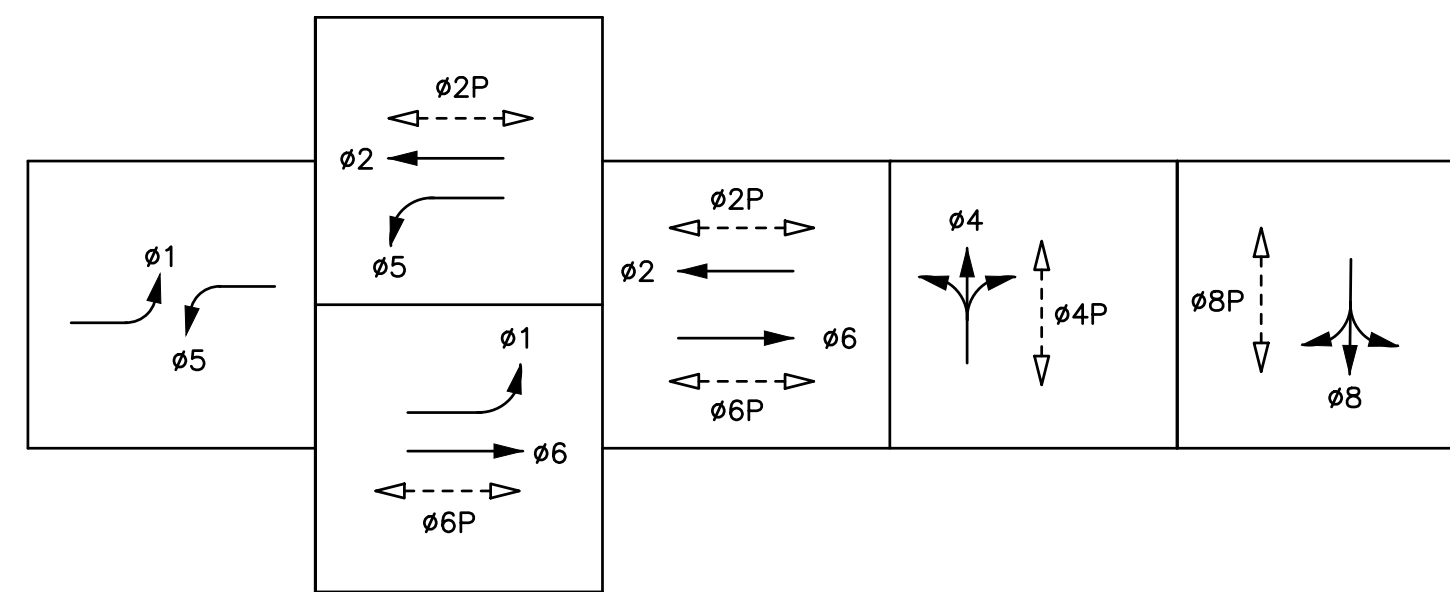
SHEET NO.
 17 OF 23
 DWG. NO.
 TS-14

DATE & TIME PLOTTED: 9/14/21 10:24 AM



PITTSBURG-ANTIOCH HWY AND LOVERIDGE RD

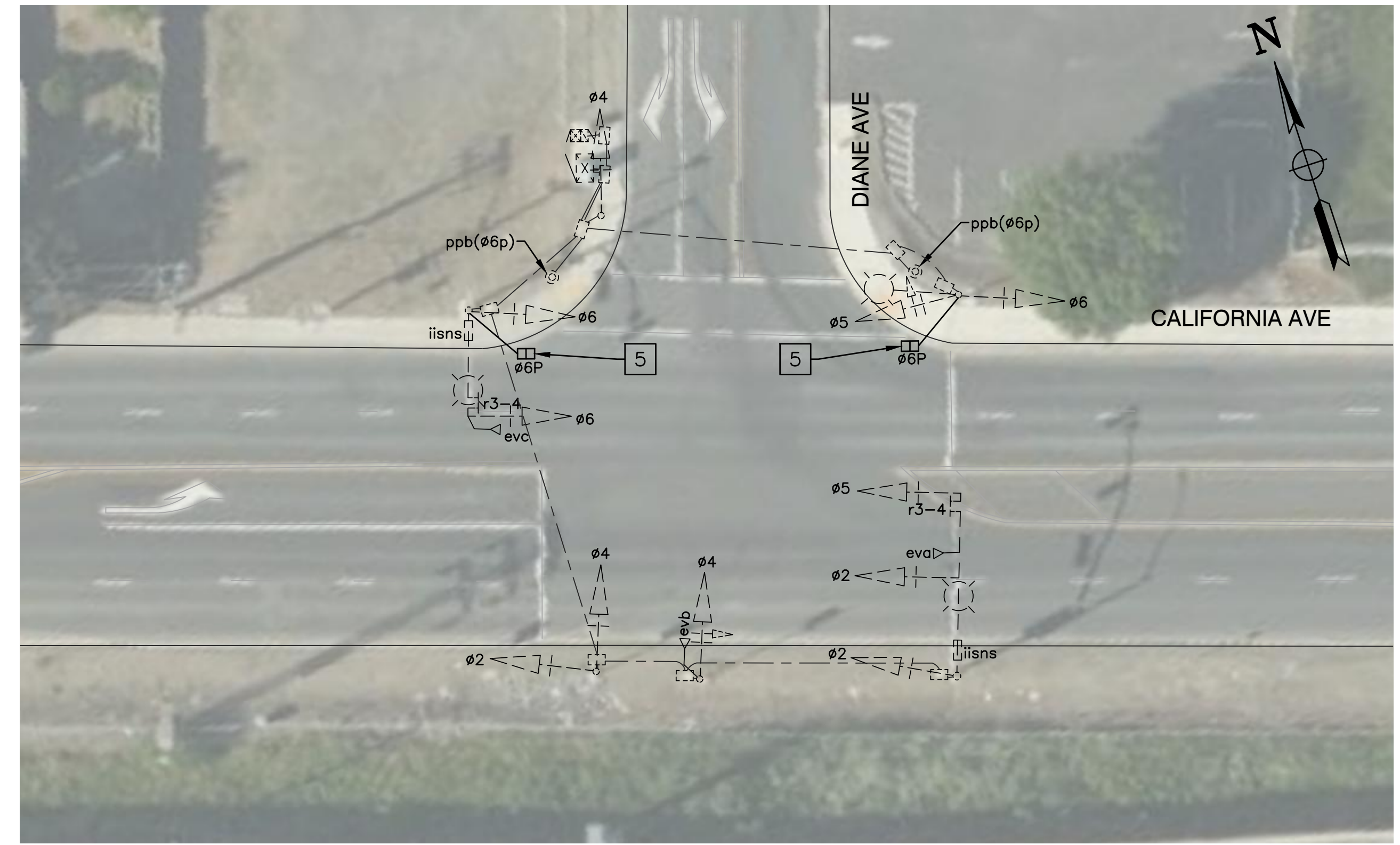
STEADY DEMAND SEQUENCE



EXISTING PHASE DIAGRAM

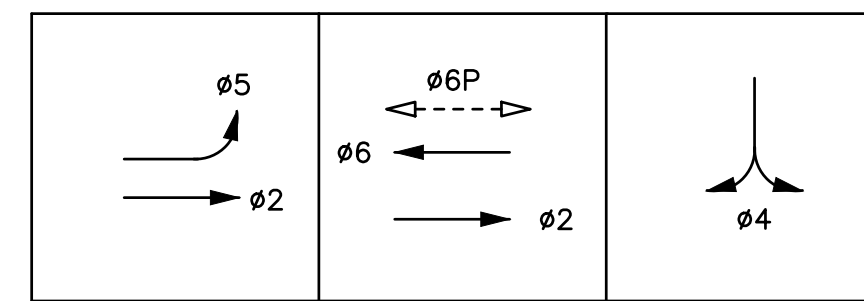
EMERGENCY VEHICLE PREEMPT (EVP)

CHANNEL A = φ2 + φ5
 CHANNEL B = φ4
 CHANNEL C = φ6 + φ1
 CHANNEL D = φ8



CALIFORNIA AVE AND DIANE AVE

STEADY DEMAND SEQUENCE



EXISTING PHASE DIAGRAM

EMERGENCY VEHICLE PREEMPT (EVP)

CHANNEL A = φ2 + φ5
 CHANNEL B = φ4
 CHANNEL C = φ6 + φ1

PROJECT NOTES:

- 5 REMOVE AND SALVAGE EXISTING PEDESTRIAN SIGNAL MODULE. FURNISH AND INSTALL NEW COUNTDOWN PEDESTRIAN SIGNAL MODULE ON EXISTING HEAD AND MOUNTING.

PROJECT NOTES:

- 1 EXISTING TYPE P CABINET ASSEMBLY TO BE REMOVED AND BECOME PROPERTY OF THE CONTRACTOR. PROTECT EXISTING FOUNDATION IN PLACE. SEE GENERAL NOTES FOR EQUIPMENT TO RELOCATE TO NEW P44 CABINET.
- 3 REMOVE AND SALVAGE EXISTING TRAFFIC SIGNAL CONTROLLER.
- 4 REMOVE AND SALVAGE EXISTING BATTERY BACK-UP SYSTEM (BBS) AND CABINET.
- 5 REMOVE AND SALVAGE EXISTING PEDESTRIAN SIGNAL MODULE. FURNISH AND INSTALL NEW COUNTDOWN PEDESTRIAN SIGNAL MODULE ON EXISTING HEAD AND MOUNTING.
- 6 EXISTING 8" SIGNAL HEAD, BACKPLATE, AND MOUNTING FRAMEWORK TO BE REMOVED AND BECOME PROPERTY OF THE CONTRACTOR. FURNISH AND INSTALL NEW 12" SIGNAL HEAD, BACKPLATE, AND MOUNTING FRAMEWORK IN PLACE.
- 9 FURNISH AND INSTALL NEMA TYPE P44 TS1 CONTROLLER CABINET ASSEMBLY WITH 12" RISER ON EXISTING FOUNDATION.
- 10 INSTALL CITY-FURNISHED MODEL 980 ATC CONTROLLER WITH v76 FIRMWARE AND ALL ANCILLARY EQUIPMENT IN PROPOSED CABINET.
- 12 FURNISH AND INSTALL BATTERY BACK-UP SYSTEM AND CABINET ON SIDE OF PROPOSED TYPE P44 CABINET.

PROJECT NOTES (BID ALTERNATE 1):

- 15 REMOVE AND BECOME PROPERTY OF THE CONTRACTOR THE EXISTING BACKPLATE AND FURNISH AND INSTALL YELLOW RETROREFLECTIVE BORDER SIGNAL BACKPLATE ON SIGNAL HEAD.
- 16 FURNISH AND INSTALL YELLOW RETROREFLECTIVE BORDER SIGNAL BACKPLATE ON PROPOSED 12" SIGNAL HEAD.



PREPARED UNDER THE DIRECTION OF:
 RUTA JARIWALA
 DATE: _____

ACCEPTED FOR USE:
 RICHARD ARONO
 City Engineer
 Date: _____

City of Pittsburg

TRAFFIC SIGNAL MODIFICATION
PITTSBURG-ANTIOCH HWY AND LOVERIDGE ROAD
CALIFORNIA AVENUE AND DIANE AVENUE


CONTRACT 2019-01
 HSIPL-5127-(037)
 PROJECT #2227, TRAFFIC SIGNAL IMPROVEMENTS
 FILE: J:\JURISDICTION\P\Pittsburg\057-063 Signal Hardware Upgrades Citywide\ACAD\Final\TS-15 100% - TS-15.dwg

DATE	REV	DESCRIPTION	BY

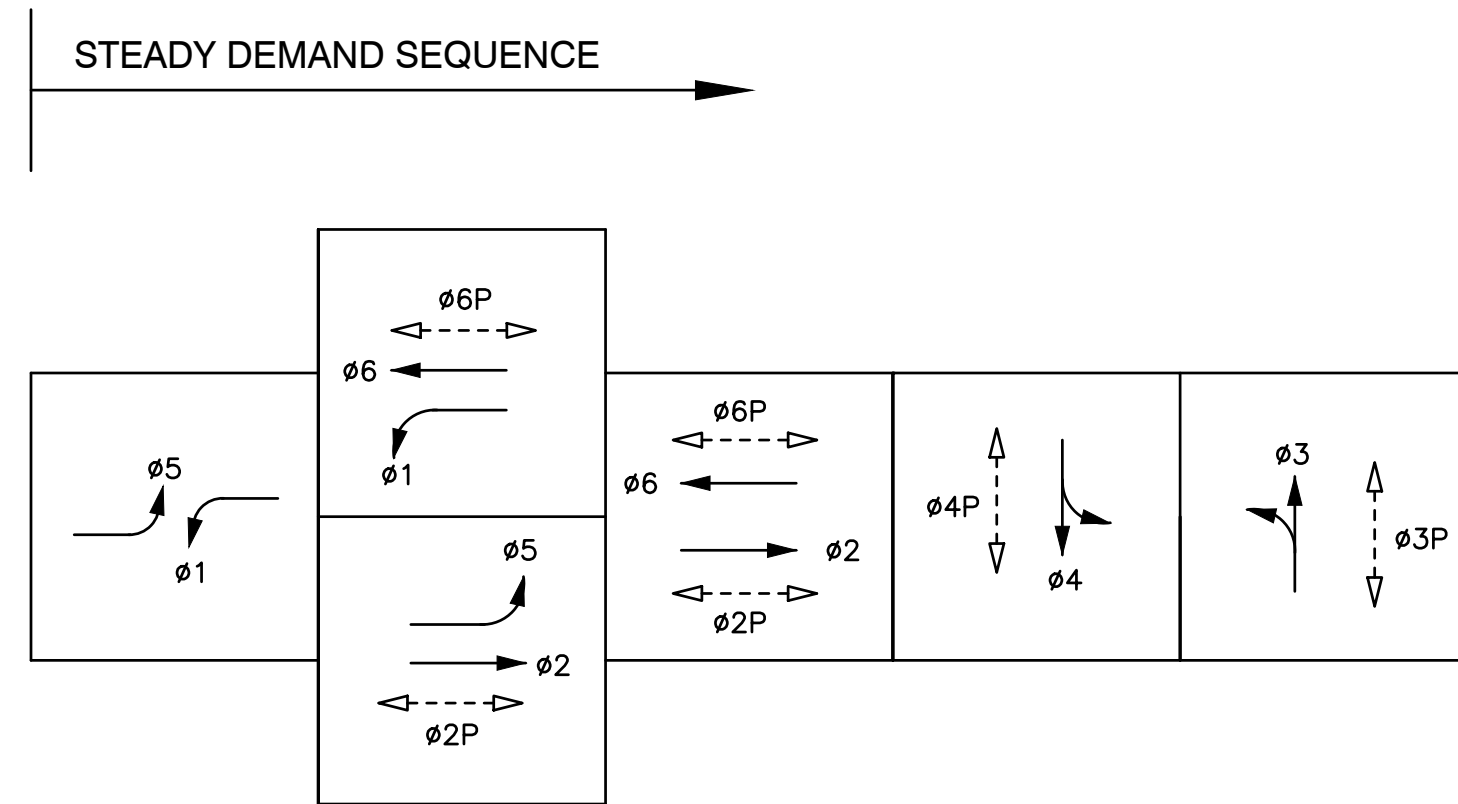
SHEET NO.
18 OF 23

DWG. NO.
TS-15

DATE & TIME PLOTTED: 9/14/21 10:24 AM



BUCHANAN RD AND HARBOR ST/CAMPBELL DR



EXISTING PHASE DIAGRAM

EMERGENCY VEHICLE PREEMPT (EVP)

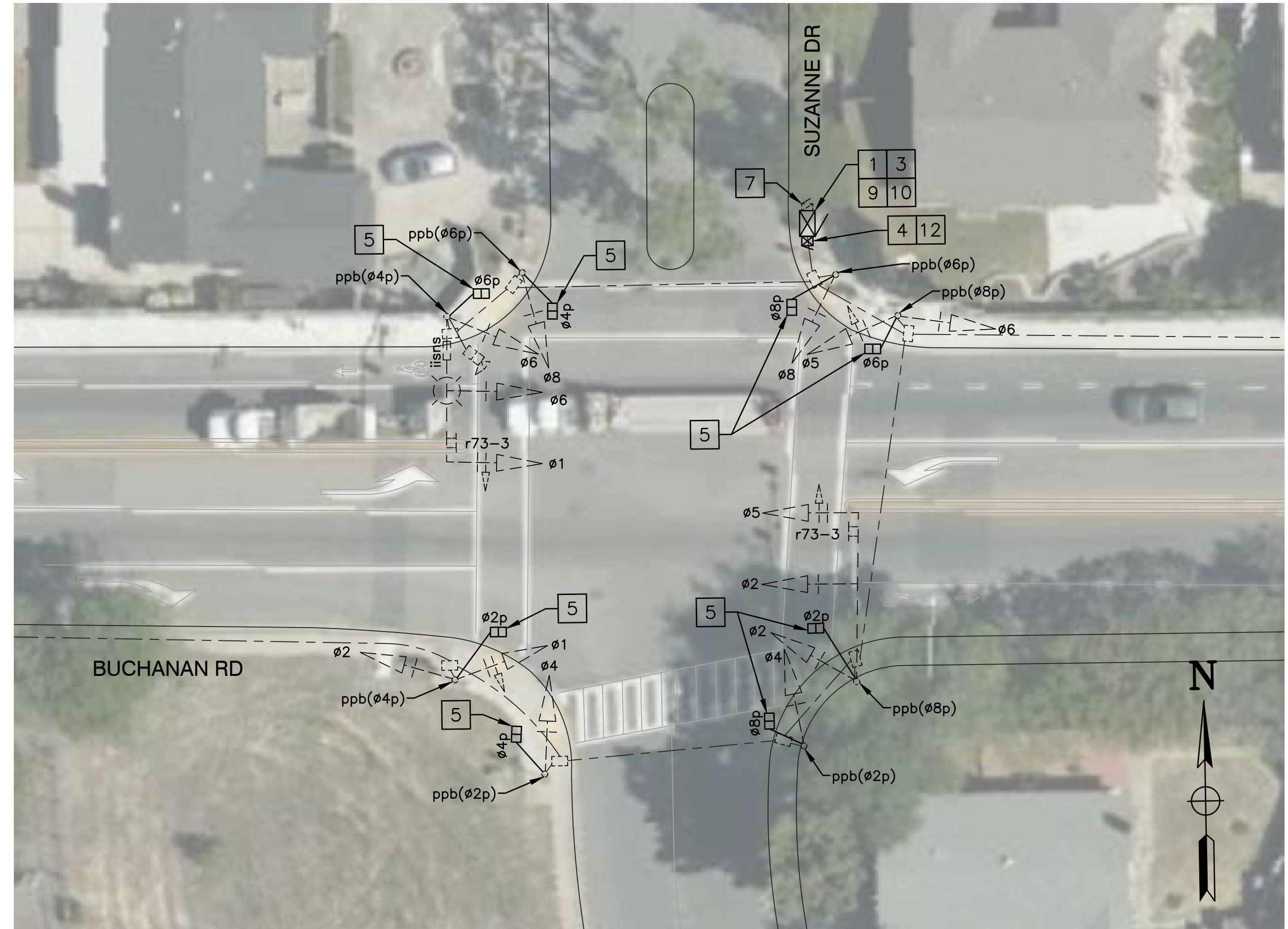
- CHANNEL A = ø2 + ø5
- CHANNEL B = ø4
- CHANNEL C = ø6 + ø1
- CHANNEL D = ø8

PROJECT NOTES:

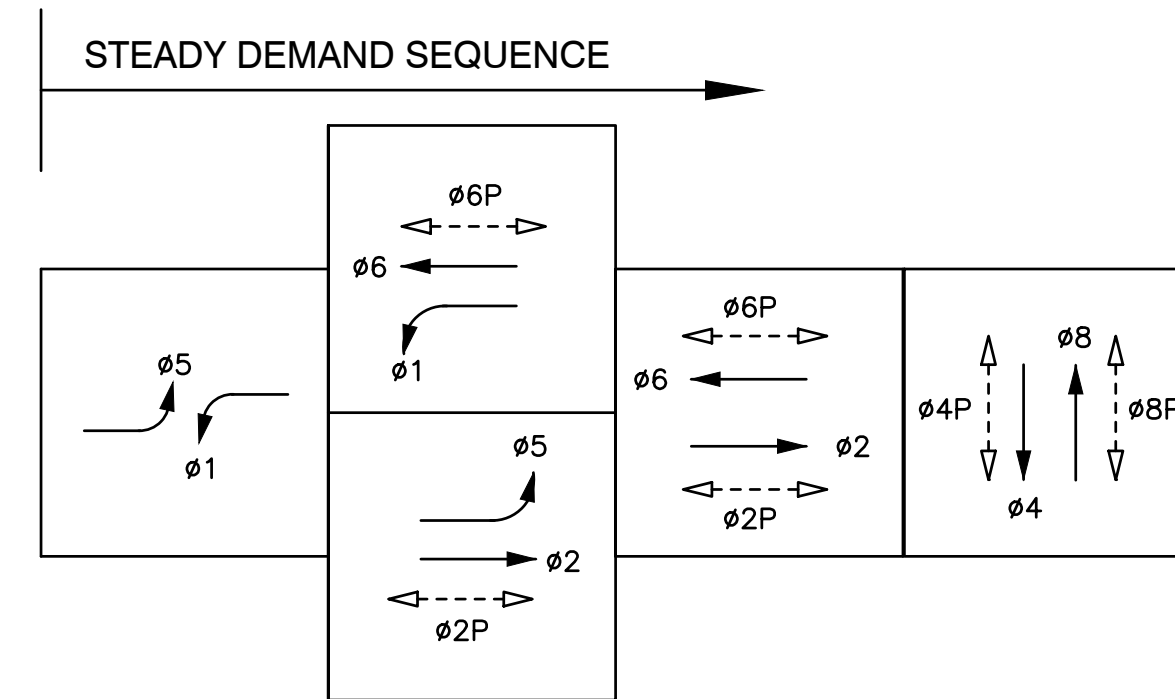
- 3 REMOVE AND SALVAGE EXISTING TRAFFIC SIGNAL CONTROLLER.
- 11 CITY TO FURNISH AND INSTALL MODEL 980 ATC CONTROLLER WITH v76 FIRMWARE IN EXISTING CABINET.

PROJECT NOTES (BID ALTERNATE 1):

- 15 REMOVE AND BECOME PROPERTY OF THE CONTRACTOR THE EXISTING BACKPLATE AND FURNISH AND INSTALL YELLOW RETROREFLECTIVE BORDER SIGNAL BACKPLATE ON SIGNAL HEAD.



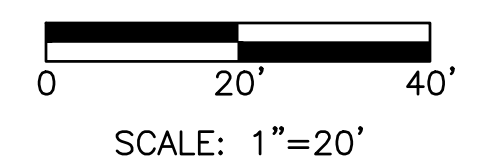
BUCHANAN RD AND SUZANNE DR



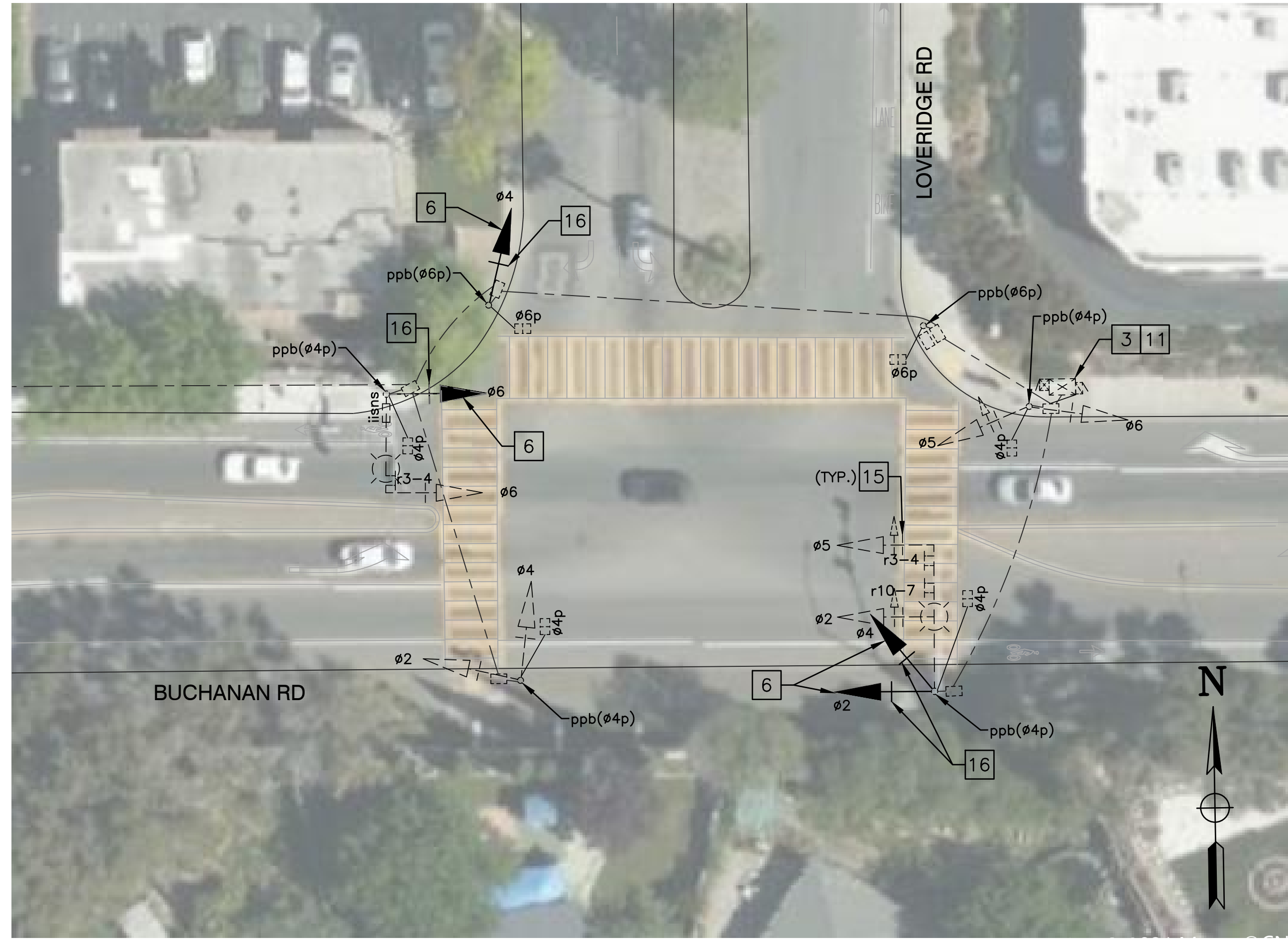
EXISTING PHASE DIAGRAM

PROJECT NOTES:

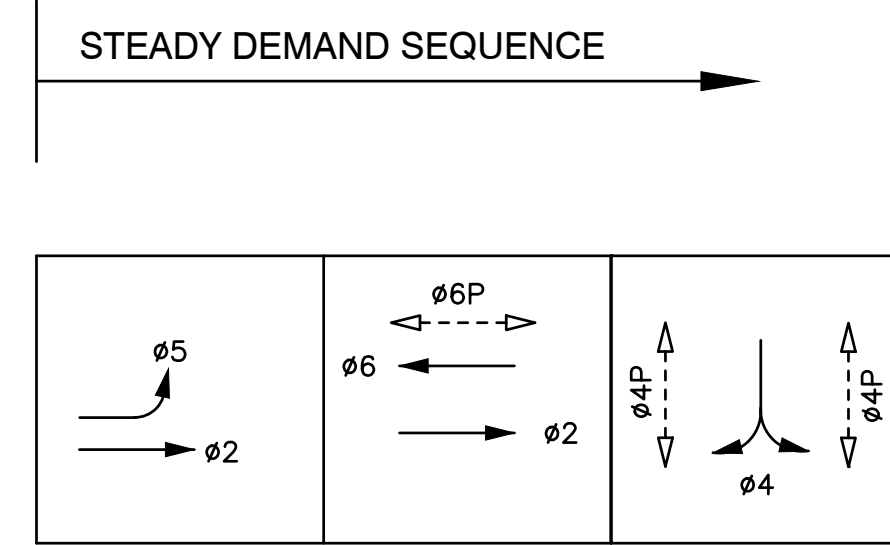
- 1 EXISTING TYPE P CABINET ASSEMBLY TO BE REMOVED AND BECOME PROPERTY OF THE CONTRACTOR. PROTECT EXISTING FOUNDATION IN PLACE. SEE GENERAL NOTES FOR EQUIPMENT TO RELOCATE TO NEW P44 CABINET.
- 3 REMOVE AND SALVAGE EXISTING TRAFFIC SIGNAL CONTROLLER.
- 4 REMOVE AND SALVAGE EXISTING BATTERY BACK-UP SYSTEM (BBS) AND CABINET.
- 5 REMOVE AND SALVAGE EXISTING PEDESTRIAN SIGNAL MODULE. FURNISH AND INSTALL NEW COUNTDOWN PEDESTRIAN SIGNAL MODULE ON EXISTING HEAD AND MOUNTING.
- 7 RELOCATE EXISTING TYPE II SERVICE CABINET TO PROPOSED TYPE "P44" CABINET.
- 9 FURNISH AND INSTALL NEMA TYPE P44 TS1 CONTROLLER CABINET ASSEMBLY WITH 12" RISER ON EXISTING FOUNDATION.
- 10 INSTALL CITY-FURNISHED MODEL 980 ATC CONTROLLER WITH v76 FIRMWARE AND ALL ANCILLARY EQUIPMENT IN PROPOSED CABINET.
- 12 FURNISH AND INSTALL BATTERY BACK-UP SYSTEM AND CABINET ON SIDE OF PROPOSED TYPE P44 CABINET.



	PREPARED UNDER THE DIRECTION OF: RUTA JARIWALA CIVIL ENGINEER	DATE: _____
ACCEPTED FOR USE: RICHARD ARONO City Engineer		
TRAFFIC SIGNAL MODIFICATION BUCHANAN ROAD AND HARBOR ST/CAMPBELL DR BUCHANAN ROAD AND SUZANNE DRIVE CONTRACT 2019-01 HSIPL-5127-(037) PROJECT #2227, TRAFFIC SIGNAL IMPROVEMENTS FILE: J:\JURISDICTION\PI\Pittsburg\057-063 Signal Hardware Upgrades\Citywide\ACAD\Final\TS-16 100% - TS-16.dwg		
DRAWN: AD CHECKED: RP REVIEWED: AP DATE: 09/14/2021 SCALE: AS SHOWN	BY: _____ DESCRIPTION: _____ DATE: _____ REV: _____	SHEET NO. 19 OF 23 DWG. NO. TS-16



BUCHANAN RD AND LOVERIDGE RD



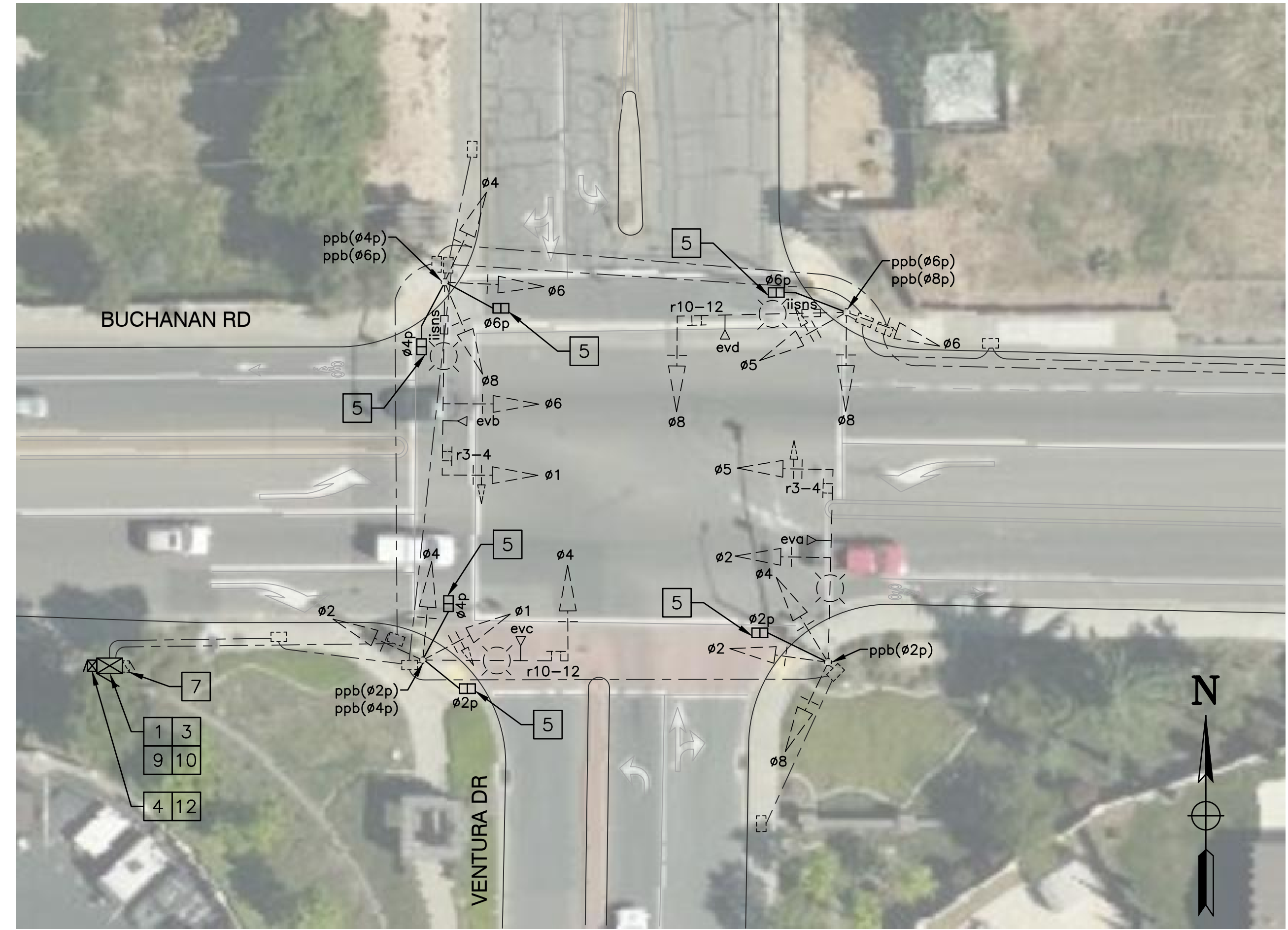
EXISTING PHASE DIAGRAM

PROJECT NOTES:

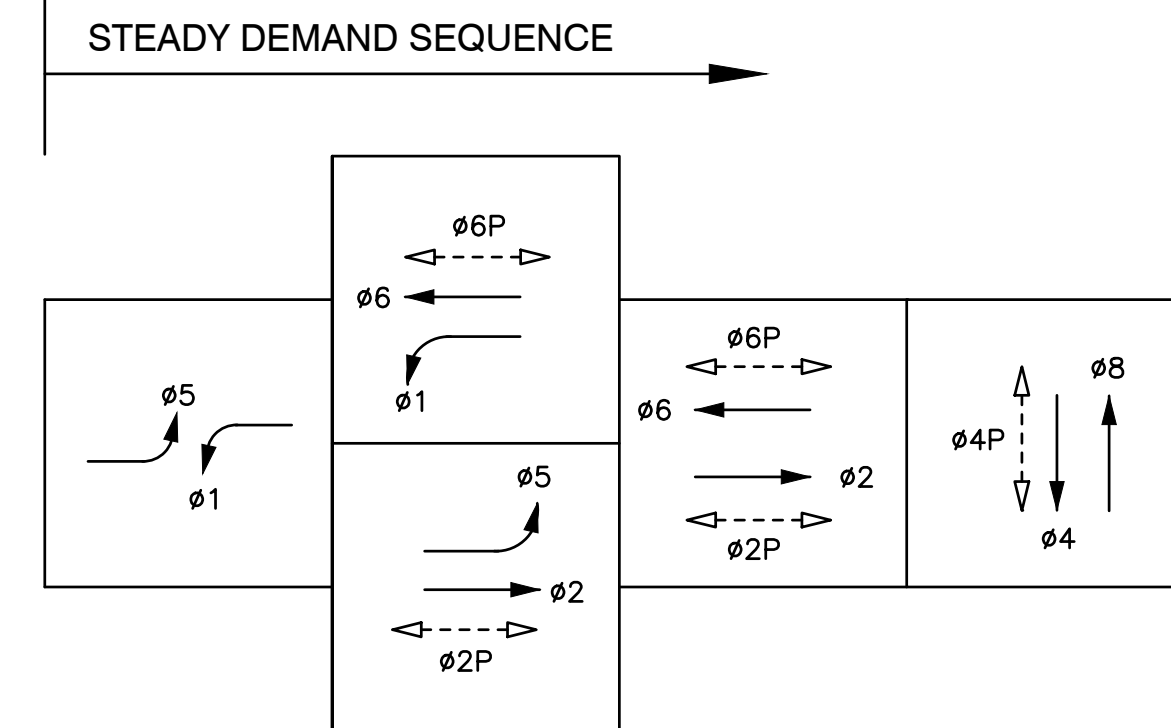
- 3 REMOVE AND SALVAGE EXISTING TRAFFIC SIGNAL CONTROLLER.
- 6 EXISTING 8" SIGNAL HEAD, BACKPLATE, AND MOUNTING FRAMEWORK TO BE REMOVED AND BECOME PROPERTY OF THE CONTRACTOR. FURNISH AND INSTALL NEW 12" SIGNAL HEAD, BACKPLATE, AND MOUNTING FRAMEWORK IN PLACE.
- 11 CITY TO FURNISH AND INSTALL MODEL 980 ATC CONTROLLER WITH v76 FIRMWARE IN EXISTING CABINET.

PROJECT NOTES (BID ALTERNATE 1):

- 15 REMOVE AND BECOME PROPERTY OF THE CONTRACTOR THE EXISTING BACKPLATE AND FURNISH AND INSTALL YELLOW RETROREFLECTIVE BORDER SIGNAL BACKPLATE ON SIGNAL HEAD.
- 16 FURNISH AND INSTALL YELLOW RETROREFLECTIVE BORDER SIGNAL BACKPLATE ON PROPOSED 12" SIGNAL HEAD.



BUCHANAN RD AND VENTURA DR



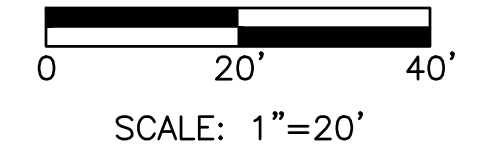
EXISTING PHASE DIAGRAM


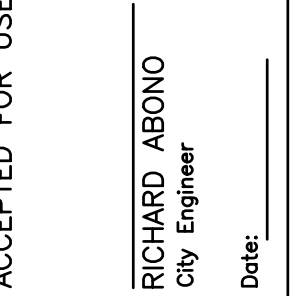

EMERGENCY VEHICLE PREEMPT (EVP)

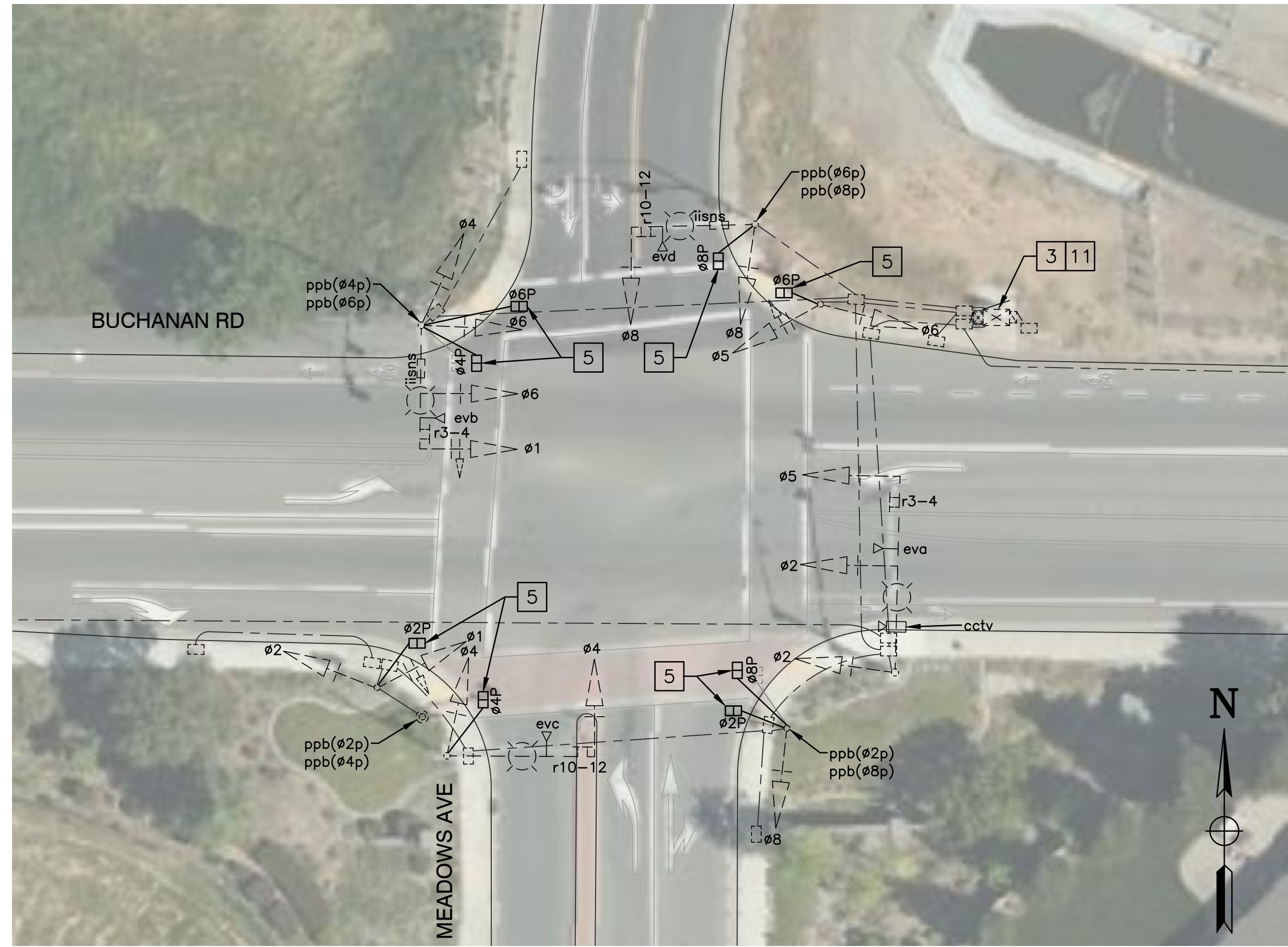
CHANNEL A = ø2 + ø5
 CHANNEL B = ø6 + ø1
 CHANNEL C = ø4
 CHANNEL D = ø8

PROJECT NOTES:

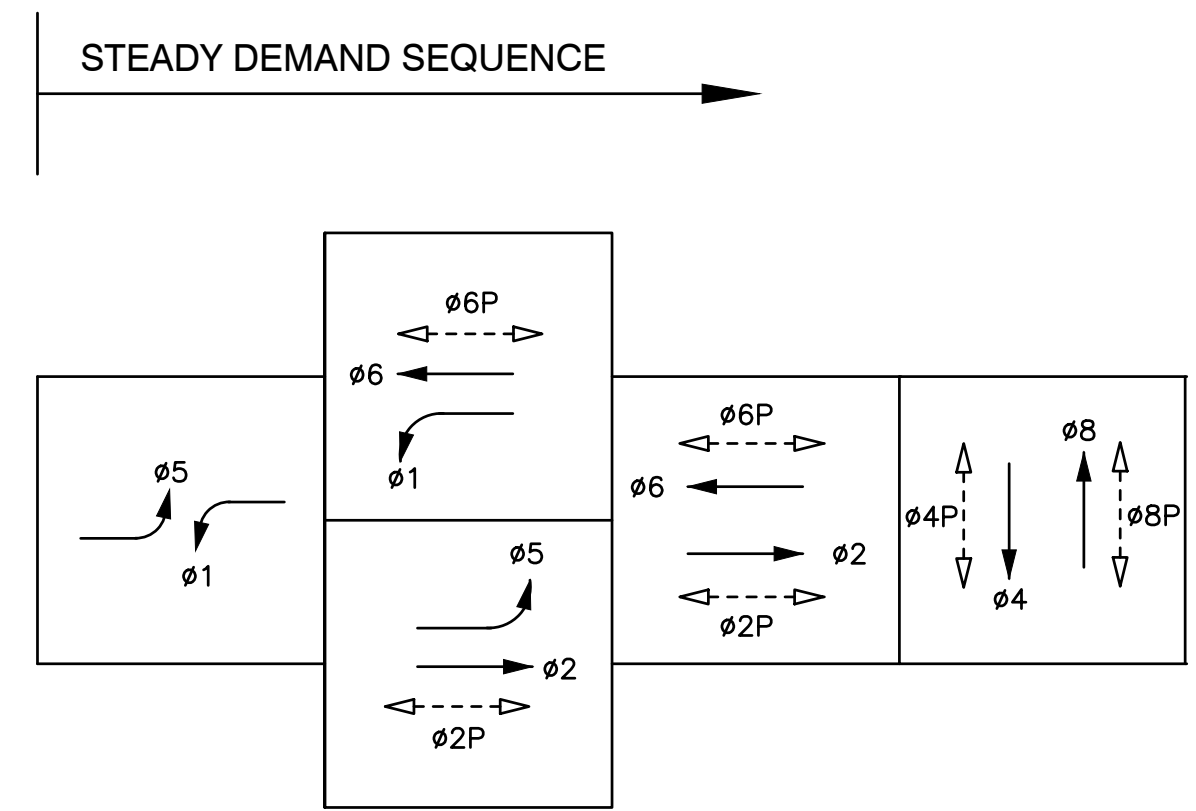
- 1 EXISTING TYPE P CABINET ASSEMBLY TO BE REMOVED AND BECOME PROPERTY OF THE CONTRACTOR. PROTECT EXISTING FOUNDATION IN PLACE. SEE GENERAL NOTES FOR EQUIPMENT TO RELOCATE TO NEW P44 CABINET.
- 3 REMOVE AND SALVAGE EXISTING TRAFFIC SIGNAL CONTROLLER.
- 4 REMOVE AND SALVAGE EXISTING BATTERY BACK-UP SYSTEM (BBS) AND CABINET.
- 5 REMOVE AND SALVAGE EXISTING PEDESTRIAN SIGNAL MODULE. FURNISH AND INSTALL NEW COUNTDOWN PEDESTRIAN SIGNAL MODULE ON EXISTING HEAD AND MOUNTING.
- 7 RELOCATE EXISTING TYPE II SERVICE CABINET TO PROPOSED TYPE "P44" CABINET.
- 9 FURNISH AND INSTALL NEMA TYPE P44 TS1 CONTROLLER CABINET ASSEMBLY WITH 12" RISER ON EXISTING FOUNDATION.
- 10 INSTALL CITY-FURNISHED MODEL 980 ATC CONTROLLER WITH v76 FIRMWARE AND ALL ANCILLARY EQUIPMENT IN PROPOSED CABINET.
- 12 FURNISH AND INSTALL BATTERY BACK-UP SYSTEM AND CABINET ON SIDE OF PROPOSED TYPE P44 CABINET.



	PREPARED UNDER THE DIRECTION OF: _____ DATE: _____
	ACCEPTED FOR USE: RICHARD ABONO City Engineer Date: _____
	City of Pittsburg CONTRACT 2019-01 HSIPL-5127-(037) PROJECT #2227, TRAFFIC SIGNAL IMPROVEMENTS FILE: J:\JURISDICTION\VP\Pittsburg\057-063 Signal Hardware Upgrades\Citywide\ACAD\Final\TS-17 100% - TS-17.dwg
TRAFFIC SIGNAL MODIFICATION BUCHANAN ROAD AND LOVERIDGE ROAD BUCHANAN ROAD AND VENTURA DRIVE	
DRAWN: AD CHECKED: RP REVIEWED: AP DATE: 09/14/2021 SCALE: AS SHOWN	
BY: _____ DESCRIPTION: _____ DATE: _____ REV: _____	
	SHEET NO. 20 OF 23 DWG. NO. TS-17 DATE & TIME PLOTTED: 9/14/21 10:24 AM



BUCHANAN RD AND MEADOWS AVE

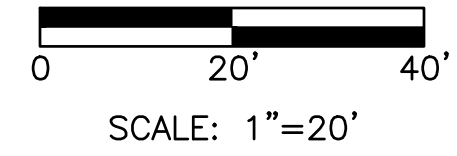


EXISTING PHASE DIAGRAM

EMERGENCY VEHICLE PREEMPT (EVP)
 CHANNEL A = 02 + 05
 CHANNEL B = 01 + 06
 CHANNEL C = 04
 CHANNEL D = 08

PROJECT NOTES:

- 3 REMOVE AND SALVAGE EXISTING CONTROLLER.
- 5 REMOVE AND SALVAGE EXISTING PEDESTRIAN SIGNAL MODULE. FURNISH AND INSTALL NEW COUNTDOWN PEDESTRIAN SIGNAL MODULE ON EXISTING HEAD AND MOUNTING.
- 11 CITY TO FURNISH AND INSTALL MODEL 980 ATC CONTROLLER WITH v76 FIRMWARE IN EXISTING CABINET.




		PREPARED UNDER THE DIRECTION OF: RUTA JARIWALA DATE:
		ACCEPTED FOR USE: RICHARD ABONO City Engineer Date:
TRAFFIC SIGNAL MODIFICATION BUCHANAN ROAD AND MEADOWS AVENUE		
CONTRACT 2019-01 HSIPL-5127-(037) PROJECT #2227, TRAFFIC SIGNAL IMPROVEMENTS		
DRAWN: AD CHECKED: RP REVIEWED: AP DATE: 09/14/2021 SCALE: AS SHOWN	BY:	FILE: J:\JURISDICTION\Pittsburg\057-063 Signal Hardware Upgrades Citywide\ACAD\Final\TS-18 100% - TS-18.dwg
DATE:	REV:	DESCRIPTION:
SHEET NO. 21 OF 23		
DWG. NO. TS-18		
DATE & TIME PLOTTED: 9/14/21 10:24 AM		

No.	Intersection	Ownership	Cabinet Type	Model	Firmware Version	Conflict Monitor	Video Detection Module	Monitor	Loop Detector Amplifier			Pedestrian	EVP Preemption Module			Load Switch		Flasher		Isolator Cards		Power Supply	UPS/Battery Backup System	BBS	Ethernet Switch Manufacturer/Model	Terminal Block
						Model	Model	Manufacturer	Qty	Model	Channels Available	Manufacturer/Model	Qty	Manufacturer/Model	Qty	Manufacturer/Model	Qty	Manufacturer/Model	Qty	Manufacturer/Model	Manufacturer/Model	Y/N				
1	Kirker Pass Road and Pheasant Drive	City	Type P (RM)	Model 980 Controller (RM)	v61.4q	Naztec Series 500 (RM)			11 1 (RM)	Naztec 710-Tx/I EDI LMD301 (RM)	11 1 (RM)			3 2 1 (RM)	PDC SSS-86-I/O PDC Model 200 Intersection Developer Model 200 (RM)	1 (RM)	PDC Model 204 (RM)						Yes (RM)	Actelis ML624 (RM)	Copper (RM)	
2	Kirker Pass Road and Castlewood Drive	City	Type P (RM)	Model 980 controller (RM)	v61.4q	Naztec Series 500 (RM)			7 (RM)	EDI LMD622t (RM)	14 (RM)		1 (RM)	3m 752 Opticom (RM)	4 1 5 (RM)	PDC Model 200 Intersection Developer Model 200 EDI Model 510 (RM)	1 (RM)	PDC Model 204 (RM)			Naztec (RM)		Yes (RM)	Actelis MC684D (RM)	Copper (RM)	
3	Railroad Avenue and Buchanan Road	City	Type P (RC)	Model 980 controller (RS)	v61.4q	Naztec Series 500 (RS)			1 4 1 1 (RS)	EDI LMD301T EDI LMD301 EDI LMD301 EDI Oracle S2E (RS)	1 1 1 2 (RS)		2 (RL)	3m M-262 Opticom (RL)	2 2 5 (RS)	PDC Model 200 PDC SSS-86-I/O Intersection Developer Model 200 (RS)	1 (RS)	PDC Model 204 (RS)				Alpha FXM1100 (RL)	Yes (RL)	Actelis MC684D (RL)	Copper (RL)	
4	Railroad Avenue and Yosemite Drive	City	Type P (No Raised Foundation) (RC)	Model 980 controller (RS)	v61.4q	Naztec Series 500 (RS)	Gridsmart (RL)						2 (RL)	3m M-262 Opticom (RL)	5 2 (RS)	PDC Model 200 UNKNOWN MODEL (RS)	1 (RS)	PDC Model 204 (RS)			Samlex Power 2000 (RL)		Yes (RL)	Actelis MC684D (RL)	Copper (RL)	
5	Railroad Avenue and Mariposa Drive	City	Type P (No Raised Foundation) (RC)	Model 980 controller (RS)	V61.4x	Naztec Series 500 (RS)	Gridsmart (RL)						1 (RL)	3m M-262 Opticom 3m 562 Opticom (RL)	3 6 (RS)	PDC SSS-86-I/O 200D (RS)	1 (RS)	PDC Model 204 (RS)				Alpha FXM1100 (RL)	Yes (RL)	Actelis MC684D (RL)	Copper (RL)	
6	Railroad Avenue and Atlantic Avenue	City	Type P (RC)	Naztec Model 980 (RS)	v61.4q	Naztec Series 500 (RS)	GS2 Gridsmart (RL)						1 (RL)	3m M-262 Opticom 3m 562 Opticom (RL)	7 (RS)	PDC SSS-86-I/O (RS)	1 (RS)	PDC Model 204 (RS)				Yes (RS)	Actelis MC684D (RL)	Copper (RL)		
7	Railroad Avenue and Alvarado Avenue	City	Type P (RM)	Model 980 controller (RM)	v61.4q	Naztec Series 500 (RM)	GS2 Gridsmart (RM)						2 (RM)	3m 562 Opticom (RM)	9 1 (RM)	PDC SSS-86-I/O PDC Model 200 (RM)	1 (RM)	PDC Model 204 (RM)			Naztec (RM)	Alpha FXM1100 (RM)	Yes (RM)	Actelis MC684D (RM)	Copper (RM)	
8	W.Leland Road and Crestview Drive	City	Type P (RC)	Model 980 controller (RS)	v61.3t	Naztec Series 500 (RS)	GS2 Gridsmart (RL)		1 1 (RS)	EDI Oracle S1E EDI LMD201 (RS)	1 1 (RS)		1 (RL)	3m 752 Opticom (RL)	6 6 (RS)	PDC SSS-86-I/O PDC Model 200 (RS)	1 (RS)	PDC Model 204 (RS)				Alpha FXM1100 (RL)	Yes (RL)			
9	Harbor Street and E. Leland Road	City	Type P (RC)	Model 980 controller (RS)	v61.4u	Naztec Series 500 (RS)			4 3 9 (RS)	EDI LM301 EDI LMD301 UNKNOWN MODEL (RS)	4 3 9 (RS)		2 (RL)	3m M-262 Opticom (RL)	2 10 (RS)	PDC SSS-86-I/O PDC Model 200 (RS)	1 (RS)	PDC Model 204 (RS)				Yes (RS)	Actelis ML688 (RL)			
10	Harbor Street and Bliss Avenue	City	Type P (No Raised Foundation) (RM)	Model 980 controller (RM)	v61.4h	Naztec Series 500 (RM)			11 2 (RM)	EDI LM301 EDI LMD301 (RM)	11 2 (RM)		2 (RM)	3m 752 Opticom (RM)	8 1 (RM)	PDC SSS-86-I/O PDC Model 200 (RM)	1 (RM)	PDC Model 204 (RM)				Yes (RM)				
11	W.Leland Road and Montevideo Drive	City	Type P (RM)	Model 980 controller (RM)	v61.3e	Naztec Series 500 (RM)							2 (RM)	3m 752 Opticom (RM)	6 (RM)	PDC SSS-86-I/O (RM)	1 (RM)	PDC Model 204 (RM)			TESCO Traffic BBS BP24-18AH (RM)	Yes (RM)				
12	Railroad Avenue and Central Avenue	City	Type P (No Raised Foundation) (RC)	Naztec Series 900 TS2 (RL)	v76.15E	Naztec Series 500 (RS)	GS2 Gridsmart (RL)		5 (RS)	EDI Oracle S2E (RS)	10 (RS)				3 3 2 (RS)	PDC SSS-86-I/O PDC SSS-78 PDC Model 200 (RS)	1 (RS)	PDC SSS-786-20-2-0 (RS)				Yes (RS)	Actelis ML684D (RM)	Copper (RM)		
13	Railroad Avenue and 10th Street	City	Type P (No Raised Foundation) (RC)	Naztec Series 900 TS2 (RL)	v76.15E	Naztec Series 500 (RS)			6 1 (RS)	EDI Oracle S2E EDI Oracle S1E (RS)	12 1 (RS)		1 (RL)	3m 752 Opticom 3m M-262 Opticom (RL)	12 (RS)	PDC SSS-86-I/O (RS)	1 (RS)	PDC Model 204 (RS)				Yes (RS)	Actelis ML684D (RM)	Copper (RM)		
14	Harbor Street and School Street	City	Type 332L (RM)	Naztec Model 2070 (RM)	v65.01	EDI 210 (RM)			9 3 (RM)	EDI LMD622t PDC Model 242 (RM)	21 3 (RM)				9 1 (RM)	PDC 200 Model SSS-86-I/O (RM)	1 1 (RM)	PDC Model 204 (RM)		Signal Control 206 Power Supply (RM)		No				
15	Harbor Street and Pittsburg-Antioch Highway/Santa Fe	City	Type P (No Raised Foundation) (RS)	Model 980 controller (RS)	v61.2v	Naztec Series 500 (RS)			7 (RS)	EDI LM 602t (RM)	14 (RS)		2 (RL)	3m 752 Opticom (RL)	5 2 2 1 (RS)	PDC 200 Model SSS-86-I/O EDI 510 tsc 200 (RS)	1 (RS)	PDC Model 204 (RS)			Clary UPS (RL)	Yes (RL)				
16	Pittsburg-Antioch Highway and Loveridge Road	City	Type P (No Raised Foundation) (RC)	Model 980 controller (RS)	v61.4q	Naztec Series 500 (RS)	Vantage Edge 2 (RS)	Iteris Vantage PS 2420 (RS)					2 (RL)	3m 752 Opticom (RL)	7 2 1 (RS)	200D Model SSS-86-I/O IDC 200 (RS)	1 (RS)	GDI 204 (RS)				Dimensions (RS)	Yes (RS)			
17	Century Boulevard and Century Plaza	City	Type P (RC)	Model 980 controller (RS)	v61.4q	Naztec Series 500 (RS)			3 1 8 (RS)	EDI LMD301 EDI LMD301T UNKNOWN MODEL (RS)	3 1 8 (RS)		1 (RL)	3m 752 Opticom (RL)	8 2 (RS)	IDC Model 200 PDC Model SSS-88-I/O (RS)	1 (RS)	PDC Model 204 (RS)				Yes (RL)				
18	E. Leland Road and Gladstone Drive	City	Type P (RC)	Model 980 controller (RS)	v61.4q	Naztec Series 500 (RS)			10 (RS)	EDI LMD301 (RS)	10 (RS)		2 (RL)	3M M-262 Opticom (RL)	4 1 5 (RS)	PDC Model SSS-88-I/O IDC Model 200 PDC Model 200 (RS)	1 (RS)	PDC Model 204 (RS)				Yes (RL)	Actelis ML684D (RM)	Copper (RM)		


NOTES

- RM = EXISTING EQUIPMENT TO REMAIN
- RS = REMOVE AND SALVAGE EQUIPMENT
- RL = RELOCATE EQUIPMENT TO NEW CABINET
- RC = REMOVE AND BECOME PROPERTY OF THE CONTRACTOR



PREPARED UNDER THE DIRECTION OF:
RUTA JARIWALA
DATE:

ACCEPTED FOR USE:
RICHARD ARBONO
City Engineer
Date:



City of Pittsburg

SIGNAL CABINET INVENTORY
TABLE 1

CONTRACT 2019-01
HSIPL-5127-(037)
PROJECT #2227, TRAFFIC SIGNAL IMPROVEMENTS
FILE: J:\jurisdiction\pittsburg\057-063 signal hardware upgrades citywide\ACAD\Final\TS-19 100% - TS-19.dwg

BY: DRAWN: AD
CHECKED: RP
REVIEWED: AP
DATE: 09/14/2021
SCALE: AS SHOWN


DATE	REV	DESCRIPTION

SHEET NO.
22 OF 23
DWG. NO.
TS-19




No.	Intersection	Ownership	Cabinet Type	Model	Firmware Version	Conflict Monitor	Video Detection Module	Loop Detector Amplifier			EVP Preemption Module		Load Switch		Flasher		Isolator Cards		Power Supply	UPS/Battery Backup System	BBS	Ethernet Switch Manufacturer/Model	Terminal Block					
						Model	Model/Manufacturer	Qty	Model	Channels Available	Qty	Manufacturer/Model	Qty	Manufacturer/Model	Qty	Manufacturer/Model	Qty	Manufacturer/Model	Manufacturer/Model	Manufacturer/Model	Y/N							
19	E. Leland Road and LMC Entrance	City	Type P (No Raised Foundation) (RC)	Model 980 controller (RS)	v61.4q	Naztec Series 500 (RS)		12	UNKNOWN MODEL (RS)	12	(RS)	1	(RL)	3M 562 Opticom (RL)	1	(RS)	PDC Model SSS-88-I/O Model 200D PDC Model 200 (RS)	1	(RS)	IDC Model 204 (RS)			Alpha FXM1100 (RL)	Yes (RL)	Actelis ML684D (RM)	Copper (RM)		
20	E. Leland Road and Lakeview Drive	City	Type P (No Raised Foundation) (RC)	Model 980 controller (RS)	v61.4q	Naztec Series 500 (RS)		4	EDI LM301 (RS)	4	(RS)	1	(RL)	3M M-262 Opticom (RL)	4	(RS)	tsc Model 200 SSD 200 PDC Model 200 IDC Model 200 (RS)	1	(RS)	tsc Model 204 (RS)				Yes (RS)	Actelis ML684D (RM)	Copper (RM)		
21	E. Leland Road and Piedmont Drive	City	Type P (RM)	Naztec Series 900 TS2 (RM)	v76.15E	Naztec Series 500 (RM)		12	Naztec 710-Tx/I (RM)	12	(RM)	2	(RM)	3M 752 Opticom (RM)	7	(RM)	PDC Model SSS-88-I/O (RM)	1	(RM)	PDC Model 204 (RM)			Alpha FXM1100 (RM)	Yes, separate cabinet (RM)	Actelis ML684D (RM)	Copper (RM)		
22	Loveridge Road and Stoneman Drive	City	Type P (RC)	Model 980 controller (RS)	v61.3m	Naztec Series 500 (RS)		3	EDI LM301 (RS)	3	(RS)	2	(RL)	3M 752 Opticom (RL)	2	(RS)	IDC Model 200 PDC Model 200 (RS)	1	(RS)	PDC Model 204 (RS)				Yes (RL)				
23	Loveridge Road and Ventura Drive	City	Type P (RS)	Model 980 controller (RS)	v61.3e	Naztec Series 500 (RS)	Gridsmart (RL)	6	EDI 602t IDC 222 (RL)	6	(RS)	2	(RL)	3M 752 Opticom (RL)	6	(RS)	EDI 510 IDC Model 200 PDC Model 200 (RS)	1	(RS)	PDC Model 204 (RS)			EDI (RL)	Yes (RS)				
24	Buchanan Road and Meadows Avenue	City	Type P (RM)	Model 980 controller (RS)	v61.4a	Naztec Series 500 (RM)		8	EDI LMD301 EDI LMD301t (RM)	8	(RM)	2	(RM)	3M 752 Opticom (RM)	4	(RM)	PDC Model 200 PDC SSS-86-I/O (RM)	1	(RM)	PDC Model 204 (RM)				Yes (RM)				
25	Buchanan Road and Ventura Drive	City	Type P (No Raised Foundation) (RC)	Model 980 controller (RS)	v61.2v	Naztec Series 500 (RS)		1	EDI LMD301 (RS)	1	(RS)	2	(RL)	3M 752 Opticom (RL)	3	(RS)	PDC SSS-86-I/O IDC Model 200 PDC Model 200 (RS)	1	(RS)	204 Flasher (RS)				Yes (RS)				
26	Buchanan Road and Loveridge Road	City	Type P (No Raised Foundation) (RM)	Model 980 controller (RS)	v61.2v	Naztec Series 500 (RM)		2	EDI LMD622t (RM)	4	(RM)	3	(RM)	Diablo Engr 222 (RM)	6	(RM)	PDC SSS-86-I/O (RM)	1	(RM)	CDI 204 (RM)			Naztec (RM)	Alpha FXM1100 (RM)	Yes (RM)			
27	Buchanan Road and Suzanne Drive	City	Type P (RC)	Model 980 controller (RS)	v61.4q	Naztec Series 500 (RS)	GS2 Gridsmart (RL)	2	EDI LMD624 (RS)	8	(RS)				6	(RS)	PDC Model 200 tsc Model 200 SSD Model 200 PDC SSS-86-I/O (RS)	1	(RS)	204 Flasher (RS)	1	(RS)	IDC 244 (RS)			Yes (RS)		
28	Buchanan Road and Harbor Street	City	Type P (RM)	Model 980 controller (RS)	v61.4h	Naztec Series 500 (RM)		12	Eberle Oracle 2E (RM)	24	(RM)				5	(RM)	PDC SSS-86-I/O PDC Model 200 (RM)	1	(RM)	PDC Model 204 (RM)			Trafficware Model PS2D (RM)	Alpha FXM1100 (RM)	Yes (RM)			
29	W. Leland Road and Dover Way	City	Type P (No Raised Foundation) (RC)	Model 980 controller (RS)		Naztec Series 500 (RS)		5	EDI LMD301 EDI LMD301T EDI Oracle S2E (RS)	5	(RS)	2	(RL)	3M 752 Opticom (RL)	6	(RS)	IDC Model 200 PDC Model 200 Model 200D (RS)	1	(RS)	PDC Model 204 (RS)			Dimensions (RS)	Yes (RS)				
30	W. Leland Road and Jacqueline Drive	City	Type P (RC)	Model 980 controller (RS)	v61.2v	Naztec Series 500 (RS)		8	EDI Oracle S1E (RS)	8	(RS)				6	(RS)	PDC Model 200 PDC Model SSS-86-I/O (RS)	1	(RS)	GDI Model 204 (RS)			Dimensions (RS)	Yes (RS)				
31	W. Leland Road and Chestnut Drive	City	Type P (No Raised Foundation) (RC)	Model 980 controller (RS)	v61.2v	Naztec Series 500 (RS)		2	EDI LMD301 UNKNOWN MODEL (RS)	2	(RS)	2	(RL)	3m 752 Opticom (RL)	10	(RS)	GDI Model 200 (RS)	1	(RS)	PDC Model 204 (RS)			Dimensions (RS)	Yes (RS)				
32	Bailey Road and W. Leland Road	City	Type 332 (No Raised Foundation) (RM)	Naztec Model 2070 (RM)	v65.0P Build 1589	EDI 210 (RM)		14	EDI LMD622 EDI LMD622t (RM)	28	(RM)	2	(RM)	3m 562 Opticom (RM)	9	(RM)	PDC Model 200 PDC Model SSS-86-I/O (RM)	1	(RM)	GDI Model 204 GDI Model 204 (RM)	3	(RM)	PDC Model 242 (RM)	Signal Control Model 206 (RM)	Alpha FXM1100 (RM)	Yes (RM)		
33	W. Leland Road and Bart Entrance	City	Type P (No Raised Foundation) (RC)	Model 980 controller (RS)	v61.2v	Naztec Series 500 (RS)	GS2 Gridsmart (RL)	5	EDI LMD301 EDI LMD301T (RS)	5	(RS)	1	(RL)	3m 262 Opticom (RL)	4	(RS)	GDI Model 200D PDC Model 200 (RS)	1	(RS)	GDI Model 204D (RS)				Yes (RS)				
34	Loveridge Road and E. California Avenue	City	Type P44 (No Raised Foundation) (RM)	Naztec Series 900 TS2 (RM)	v61.3e	Naztec Series 500 (RM)		9	DSP-222 (RM)	18	(RM)	2	(RM)	762 Opticom (RM)	4	(RM)	PDC Model SSS-86-I/O PDC Model 200 (RM)	1	(RM)	PDC Model 204 (RM)			Naztec (RM)	Yes (RM)				
35	California Avenue and Diane Avenue	City	Type P (RM)	Model 980 controller (RM)	v61.3t	Naztec Series 500 (RM)		10	EDI LMD622t (RM)	20	(RM)	2	(RM)	GTT 752 Opticom (RM)	5	(RM)	PDC Model SSS-86-I/O PDC Model 200 (RM)	1	(RM)	PDC Model 204 (RM)			Naztec (RM)	TESCO (RM)	Yes (RM)			

NOTES
RM = EXISTING EQUIPMENT TO REMAIN
RS = REMOVE AND SALVAGE EQUIPMENT
RL = RELOCATE EQUIPMENT TO NEW CABINET
RC = REMOVE AND BECOME PROPERTY OF THE CONTRACTOR



PREPARED UNDER THE DIRECTION OF:
RUTA JARIWALA
DATE:

ACCEPTED FOR USE:
RICHARD ABONO
City Engineer
DATE:



City of Pittsburg

SIGNAL CABINET INVENTORY
TABLE 2
CONTRACT 2019-01
HSIPL-5127-(037)
PROJECT #2227, TRAFFIC SIGNAL IMPROVEMENTS
FILE: J:\jurisdiction\pittsburg\057-063 signal hardware upgrades citywide\ACAD\Final\TS-20 100% - TS-20.dwg

BY: _____
DRAWN: AD
CHECKED: RP
REVIEWED: AP
DATE: 09/14/2021
SCALE: AS SHOWN

DATE	REV	DESCRIPTION

SHEET NO.
23 OF 23
DWG. NO.
TS-20



4305 Hacienda Drive, Suite 550
Pleasanton, CA 94588
tjkm@tjkm.com

DATE & TIME PLOTTED: 9/14/21 10:25 AM